

InsiderInsights Ratings of Companies with Open-Market Form 4 Purchases & Sales Filed at the SEC on the date above.

Sorted by: Insider Rating, then Total Transaction Value.

See last page for the Key to Ratings, Titles & Transaction Type codes.

Generated with Special Screens tool at www.insiderinsights.com, New York, NY (212) 784-6860.

Ratings of Latest Insider Purchases

Insider Rating*	Rating Date	Company	Ticker	Trans Type(s)*	Total Purch Value	Shares Bought	# Insiders - Title(s)*	Latest Trans Date	Ave. Purch Price	Recent Price	Mkt Cap (mm)	10-Day Ave Vol (m)		
●○○	+1	5/23/16	Phillips 66	PSX	B	\$61,234,395	769,460	2	BO,DIR	6/13/16	\$79.58	\$80.13	42,115	3,130
●○○	+1	6/14/16	Connecture	CNXR	B,JB*	\$4,249,171	3,280,768	7	BO,CEO,CFO,DIR,SEC	6/13/16	\$1.30	\$1.30	29	100
●○○	+1	6/8/16	Signet Jewelers	SIG	B	\$593,254	6,795	9	CFO,COO,DIR,IO,LO,O	6/14/16	\$87.31	\$88.19	6,917	3,930
●○○	+1	6/14/16	Spectrum Brands	SPB	B	\$498,162	4,350	1	CB,DIR	6/13/16	\$114.52	\$118.00	7,010	200
●○○	+1	6/14/16	Great Ajax	AJX	B	\$394,427	29,818	3	CEO,CFO,DIR,PR	6/13/16	\$13.23	\$13.89	221	40
●○○	+1	6/14/16	Quality Sys	QSII	B	\$223,766	18,300	2	CFO,DIR	6/14/16	\$12.23	\$12.62	770	670
●○○	+1	6/10/16	Accelerate Diagn	AXDX	B	\$218,748	15,967	1	BO,DIR	6/13/16	\$13.70	\$13.43	688	180
●○○	+1	6/14/16	WhiteWave Foods	WWAV	OB	\$139,447	5,990	1	DIR	6/13/16	\$23.28	\$45.87	8,115	1,170
●○○	+1	6/14/16	Neos Therap	NEOS	B	\$99,000	10,000	1	CTO,OO	6/13/16	\$9.90	\$11.20	180	150
●○○	+1	6/10/16	Ballantyne Strong	BTN	B	\$30,064	5,500	1	BO,DIR	6/14/16	\$5.47	\$5.08	72	20
●○○	+1	6/14/16	ID Sys	IDSY	B	\$24,910	4,972	1	BO	6/13/16	\$5.01	\$4.99	69	10
●○○	+1	3/29/16	Atlantic Power	AT	B	\$22,900	10,000	1	VP	6/13/16	\$2.29	\$2.35	286	330
●○○	+1	5/16/16	Cenveo	CVO	B	\$22,625	25,000	1	DIR,PR	6/10/16	\$0.91	\$0.95	65	440
●○○	+0.5	5/18/16	Globalstar	GSAT	OB	\$2,616,205	13,620,438	1	BO,CEO,DIR	6/14/16	\$0.19	\$0.94	986	17,040
●○○	+0.5	6/14/16	Kennedy-Wilson	KW	B	\$1,316,500	70,000	2	BO,CEO,DIR	6/14/16	\$18.81	\$21.00	2,388	330
●○○	+0.5	6/7/16	Blue Sphere	BLSP	JB*,B	\$424,102	910,000	1	BO	6/13/16	\$0.47	\$0.08	17	190
●○○	+0.5	6/14/16	Green Banc	GNBC	B	\$336,680	38,000	1	PR	6/13/16	\$8.86	\$8.31	304	40
●○○	+0.5	6/14/16	United Finl Banc	UBNK	OE*	\$263,573	28,743	1	DIR	6/10/16	\$9.17	\$13.17	661	120
●○○	+0.5	6/8/16	Orion Energy Sys	OESX	B	\$119,680	93,500	1	CFO	6/13/16	\$1.28	\$1.29	36	90
●○○	+0.5	4/13/16	SeaChange Intl	SEAC	B	\$83,993	25,000	1	DIR	6/10/16	\$3.36	\$3.42	120	170
●○○	+0.5	5/13/16	CafePress	PRSS	B	\$79,360	25,600	1	BO	6/13/16	\$3.10	\$3.23	54	20
●○○	+0.5	6/14/16	Pershing Gold	PGLC	B	\$60,850	15,000	1	BO,DIR	6/14/16	\$4.06	\$4.31	113	200
●○○	+0.5	6/8/16	Vical	VICL	B	\$39,098	9,000	1	DIR	6/14/16	\$4.34	\$4.39	40	80
●○○	+0.5	6/10/16	First Tr Div & Inc Fd	FAV	B	\$23,070	2,596	2	BO	6/13/16	\$8.89	\$8.93	74	20
○○○	+0	6/14/16	Mercury Sys	MRCY	OE*	\$2,828,000	200,000	1	CEO,DIR,PR	6/13/16	\$14.14	\$21.35	855	160
○○○	+0	6/13/16	Advanced Drainage Sys	WMS	OB	\$451,008	45,557	1	COO,VP	6/14/16	\$9.90	\$24.22	1,319	440
○○○	+0	4/26/16	Catalyst Pharm	CPRX	B	\$101,029	155,300	2	CEO,DIR,PR	6/14/16	\$0.65	\$0.61	51	410
○○○	+0	6/14/16	Gamco Investors	GBL	B	\$68,769	2,000	1	BO,CB,CEO,DIR	6/13/16	\$34.38	\$36.22	1,079	30
○○○	+0	6/14/16	H & R Block	HRB	B	\$59,913	2,500	1	DIR	6/13/16	\$23.97	\$21.66	4,861	2,820
○○○	+0	6/14/16	Associated Cap	AC	B	\$52,726	1,851	1	BO,CB,CEO,DIR	6/13/16	\$28.49	\$29.56	750	20
○○○	+0	5/2/16	Meridian Bioscience	VIVO	OB	\$52,020	3,000	1	DIR	6/13/16	\$17.34	\$19.44	818	190
○○○	+0	6/14/16	Harte Hanks	HHS	B	\$51,600	30,000	1	DIR	6/14/16	\$1.72	\$0.87	53	540
○○○	+0	5/23/16	Biostage	BSTG	B	\$37,475	32,000	1	DIR	6/13/16	\$1.17	\$1.34	23	180
○○○	+0	5/19/16	Tiptree Finl	TIPT	AB	\$28,054	5,000	1	BO,CB,DIR	6/13/16	\$5.61	\$5.50	192	40
○○○	+0	5/23/16	Eiger Biopharm	EIGR	B	\$27,718	1,250	1	O	6/13/16	\$22.17	\$22.96	160	10
○○○	+0	6/14/16	Farmers Natl Banc	FMNB	B	\$21,700	2,500	1	DIR	6/14/16	\$8.68	\$9.21	248	40
○○○	+0	5/26/16	OCI LP	OCIP	B	\$21,468	2,701	1	DIR	6/10/16	\$7.95	\$7.20	626	20
○○○	0	6/14/16	Meredith	MDP	B	\$1,601,401	31,256	2	BO,DIR	6/10/16	\$51.23	\$50.76	2,194	280
○○○	0	6/8/16	Immunomedics	IMMU	OB	\$967,675	371,990	2	CB,CEO,DIR,PR	6/13/16	\$2.60	\$4.52	429	3,640
○○○	0	5/5/16	SYSCO	SYU	B	\$301,535	6,200	1	DIR	6/13/16	\$48.63	\$48.90	27,556	4,120
○○○	0	6/9/16	EMC Insurance	EMCI	OB	\$215,115	13,750	2	CEO,DIR,GC,PR,SEC	6/13/16	\$15.64	\$27.00	566	20
○○○	0	6/14/16	Acorda Therap	ACOR	OB	\$191,358	8,647	1	GC,PR	6/10/16	\$22.13	\$28.90	1,331	620
○○○	0	6/14/16	Boston Prop	BXP	B	\$189,718	1,500	1	DIR	6/14/16	\$126.48	\$127.78	19,629	770
○○○	0	5/27/16	WSFS Finl	WSFS	OE*	\$153,268	9,549	1	VP	6/10/16	\$16.05	\$35.64	1,053	100
○○○	0	6/9/16	Mirati Therap	MRTX	B	\$141,070	20,000	1	CEO,DIR,PR	6/14/16	\$7.05	\$18.35	365	190

* See last page for the Key to Ratings, Titles & Transaction Type codes.

Continued on Next Page

Ratings of Latest Insider Purchases (Continued)

Insider Rating*	Rating Date	Company	Ticker	Trans Type(s)*	Total Purch Value	Shares Bought	# Insiders - Title(s)*	Latest Trans Date	Ave. Purch Price	Recent Price	Mkt Cap (mm)	10-Day Ave Vol (m)
○○○	0 6/14/16	iRobot	IRBT	OB	\$134,600	10,000	1 DIR	6/13/16	\$13.46	\$38.22	1,050	370
○○○	0 6/10/16	Alexander & Baldwin	ALEX	B	\$111,189	3,000	1 DIR	6/14/16	\$37.06	\$37.76	1,850	160
○○○	0 6/6/16	Akorn	AKRX	OE*	\$107,244	16,200	1 DIR	6/10/16	\$6.62	\$31.00	3,702	1,930
○○○	0 6/14/16	Regenxbio	RGNX	OB	\$106,250	125,000	1 CEO,DIR,PR	6/13/16	\$0.85	\$12.90	340	140
○○○	0 6/14/16	NN	NNBR	OB	\$86,250	7,500	1 DIR	6/13/16	\$11.50	\$17.91	483	240
○○○	0 6/14/16	CorVel	CRVL	OE*	\$81,450	9,000	1 DIR	6/10/16	\$9.05	\$51.62	1,011	50
○○○	0 6/10/16	Summit Finl	SMMF	B	\$39,664	2,338	1 DIR	6/13/16	\$16.96	\$16.62	178	10
○○○	0 6/14/16	First Merchants	FRME	OB	\$28,127	1,157	1 DIR	6/10/16	\$24.31	\$25.98	1,059	100
○○○	0 6/14/16	NeoPhotonics	NPTN	OB	\$24,063	6,875	1 CEO,DIR	6/10/16	\$3.50	\$9.46	392	1,140

* See last page for the Key to Ratings, Titles & Transaction Type codes.

InsiderInsights Ratings of Latest Insider Sales

Insider Rating*	Rating Date	Company	Ticker	Trans Type(s)*	Total Sale Value	Shares Sold	# Insiders - Title(s)*	Latest Trans Date	Ave. Sale Price	Recent Price	Mkt Cap (mm)	10-Day Ave Vol (m)		
●●○	-2	5/11/16	Shake Shack	SHAK	AS,S	\$3,211,699	88,784	2	BO,DIR	6/13/16	\$36.17	\$36.56	1,327	980
●○○	-1	4/25/16	Skullcandy	SKUL	AS	\$113,750	25,000	1	DIR	6/14/16	\$4.55	\$3.93	113	140
●○○	-0.5	6/6/16	Choice Hotels Intl	CHH	S	\$1,466,566	32,090	1	O	6/13/16	\$45.70	\$46.24	2,612	240
●○○	-0.5	6/14/16	Argan	AGX	S	\$616,520	15,000	1	PR	6/10/16	\$41.10	\$34.13	507	80
●○○	-0.5	6/14/16	Ensign	ENSG	OS	\$371,959	18,330	1	GC,VP	6/13/16	\$20.29	\$20.16	1,013	230
●○○	-0.5	6/6/16	LMI Aerospace	LMIA	S	\$194,578	22,950	1	DIR	6/14/16	\$8.48	\$8.42	114	10
●○○	-0.5	6/2/16	MGM Resorts Intl	MGM	S	\$126,617	5,300	1	DIR	6/14/16	\$23.89	\$24.06	13,598	4,970
●○○	-0.5	4/5/16	Alexion Pharm	ALXN	S	\$124,591	918	1	GC,VP	6/13/16	\$135.72	\$153.89	34,475	1,170
●○○	-0.5	5/26/16	Triangle Petrol	TPLM	S	\$120,029	293,000	1	BO,DIR	6/13/16	\$0.41	\$0.19	15	3,480
●○○	-0.5	6/14/16	Community Health Sys	CYH	S	\$75,163	5,600	1	DIR	6/13/16	\$13.42	\$13.75	1,564	3,520
●○○	-0.5	6/14/16	FibroGen	FGEN	AS	\$42,098	2,344	1	O	6/10/16	\$17.96	\$18.69	1,167	460
●○○	-0.5	3/31/16	Ducommun	DCO	S	\$33,456	1,729	1	GC,VP	6/14/16	\$19.35	\$17.27	193	40
○○○	-0	6/14/16	Ollies Bargain Outlet	OLLI	JS*	\$698,785,984	27,951,440	1	BO	6/10/16	\$25.00	\$25.52	1,531	730
○○○	-0	6/3/16	Zayo	ZAYO	AS	\$5,449,907	199,618	1	COO,PR	6/14/16	\$27.30	\$27.76	6,724	1,020
○○○	-0	6/14/16	TE Connectivity	TEL	OS	\$5,405,072	87,958	1	CB,CEO,DIR	6/10/16	\$61.45	\$60.26	21,550	1,620
○○○	-0	6/9/16	TransDigm	TDG	OS	\$5,390,152	20,740	1	VP	6/13/16	\$259.89	\$264.38	14,007	1,820
○○○	-0	6/2/16	Amer Tower	AMT	OS	\$4,560,295	41,875	1	GC,SEC,VP	6/10/16	\$108.90	\$106.97	45,422	1,490
○○○	-0	6/14/16	J M Smucker Co	SJM	S	\$3,537,277	24,465	3	CFO,DIR,PR,VCB	6/13/16	\$144.59	\$131.72	15,765	520
○○○	-0	6/14/16	Eleven BioTherap	EBIO	S	\$2,859,352	1,042,000	1	BO	6/13/16	\$2.74	\$2.15	43	5,380
○○○	-0	5/13/16	DuPont Fabros Tech	DFT	S,OS	\$2,718,635	59,492	4	CTO,DIR,GC,VP	6/14/16	\$45.70	\$44.01	3,275	520
○○○	-0	5/4/16	Carlisle	CSL	S	\$2,469,052	24,740	1	CB,DIR	6/13/16	\$99.80	\$100.60	6,458	400
○○○	-0	4/28/16	Maxim Integrated Prod	MXIM	OS	\$2,288,248	60,948	1	DIR	6/10/16	\$37.54	\$37.89	10,773	1,760
○○○	-0	6/14/16	Caseys General Stores	CASY	OS,S	\$2,254,580	19,000	2	CEO,DIR,PR	6/13/16	\$118.66	\$125.00	4,881	330
○○○	-0	6/8/16	Enable Midstream LP	ENBL	S	\$1,703,086	119,145	1	BO	6/13/16	\$14.29	\$15.69	6,626	440
○○○	-0	5/27/16	Synopsys	SNPS	OS	\$1,527,502	29,300	1	CAO,VP	6/14/16	\$52.13	\$52.03	7,900	890
○○○	-0	6/14/16	Media General	MEG	AS	\$1,478,176	83,500	1	DIR	6/13/16	\$17.70	\$17.92	2,317	690
○○○	-0	6/14/16	GigPeak	GIG	JS*	\$1,419,200	709,600	9	CEO,CFO,COO,CTO,PR	6/10/16	\$2.00	\$2.86	154	440
○○○	-0	5/27/16	salesforcecom	CRM	OS	\$1,220,409	15,000	2	COO,DIR,F,PR,VCB	6/14/16	\$81.36	\$82.55	55,928	4,380
○○○	-0	5/18/16	LinkedIn	LNKD	AS,OS	\$1,179,401	6,070	2	GC,SEC,VP	6/13/16	\$194.30	\$135.07	18,038	1,660
○○○	-0	6/14/16	Invesco	IVZ	S	\$1,149,510	40,433	1	MD	6/10/16	\$28.43	\$30.41	12,689	3,940
○○○	-0	6/14/16	ABM Ind	ABM	OS	\$949,514	25,725	1	PR	6/13/16	\$36.91	\$34.16	1,916	220
○○○	-0	6/14/16	Piedmont Natural Gas	PNY	S	\$902,201	15,000	1	DIR	6/10/16	\$60.15	\$60.09	4,872	350
○○○	-0	6/14/16	SEI Invs	SEIC	OS	\$823,185	16,500	1	DIR	6/10/16	\$49.89	\$50.39	8,163	730
○○○	-0	6/14/16	Monster Beverage	MNST	S	\$770,690	5,000	1	DIR	6/10/16	\$154.14	\$152.86	31,037	1,070
○○○	-0	6/14/16	Cantel Medical	CMN	S	\$700,933	9,574	2	DIR,GC,VP	6/10/16	\$73.21	\$68.14	2,842	190
○○○	-0	5/24/16	Universal Electr	UEIC	S	\$690,683	10,588	1	DIR	6/10/16	\$65.23	\$64.19	926	90
○○○	-0	4/28/16	Travelers	TRV	OS	\$660,331	5,797	1	CFO,VCB	6/13/16	\$113.91	\$114.62	33,514	1,350
○○○	-0	5/20/16	NextEra Energy	NEE	AS	\$618,830	5,000	1	CEO,PR	6/13/16	\$123.77	\$121.80	56,204	1,730
○○○	-0	5/9/16	Becton Dickinson	BDX	OS	\$594,545	3,500	1	FO,TR,VP	6/13/16	\$169.87	\$169.23	35,911	850
○○○	-0	5/12/16	Spark Energy	SPKE	S	\$419,134	12,700	1	BO,DIR	6/10/16	\$33.00	\$30.91	429	120
○○○	-0	4/29/16	CME	CME	OS	\$365,300	3,825	1	O	6/13/16	\$95.50	\$96.81	32,784	1,240
○○○	-0	3/31/16	Antero Midstream LP	AM	S	\$340,451	13,274	1	O	6/13/16	\$25.65	\$24.76	4,362	410
○○○	-0	4/20/16	BroadSoft	BSFT	AS	\$331,504	7,863	1	CEO,DIR,PR	6/10/16	\$42.16	\$43.66	1,280	400
○○○	-0	6/2/16	Varonis Sys	VRNS	AS	\$315,648	12,117	2	CB,CEO,CTO,DIR,PR	6/10/16	\$26.05	\$25.63	672	170
○○○	-0	6/14/16	SkyWest	SKYW	OS	\$310,050	13,000	1	DIR	6/14/16	\$23.85	\$23.78	1,222	420
○○○	-0	6/14/16	TESARO	TSRO	OS	\$285,274	7,000	1	FO,VP	6/10/16	\$40.75	\$45.85	2,102	510
○○○	-0	6/8/16	MEDNAX	MD	S	\$269,834	3,922	1	GC,SEC,VP	6/13/16	\$68.80	\$67.50	6,272	450
○○○	-0	4/19/16	General Amer Inv	GAM	S	\$261,337	8,400	4	CB,DIR,TT	6/13/16	\$31.11	\$31.42	1,091	40
○○○	-0	6/6/16	Rexford Industrial Rity	REXR	S	\$244,664	11,900	1	CEO,DIR,PR	6/14/16	\$20.56	\$20.09	1,326	280
○○○	-0	6/13/16	Bio-Rad LABS	BIO	JS*	\$228,461	1,572	1	VP	6/13/16	\$145.33	\$148.30	4,356	90

* See last page for the Key to Ratings, Titles & Transaction Type codes.

Continued on Next Page

InsiderInsights Ratings of Latest Insider Sales

Insider Rating*	Rating Date	Company	Ticker	Trans Type(s)*	Total Sale Value	Shares Sold	# Insiders - Title(s)*	Latest Trans Date	Ave. Sale Price	Recent Price	Mkt Cap (mm)	10-Day Ave Vol (m)	
○○○	-0	5/18/16	Stag Industrial	STAG	S	\$216,807	9,550	1 VP	6/9/16	\$22.70	\$21.91	1,494	480
○○○	-0	5/11/16	Gartner	IT	S	\$201,325	2,000	1 VP	6/10/16	\$100.66	\$102.24	8,435	330
○○○	-0	6/3/16	PAREXEL Intl	PRXL	S	\$180,120	3,000	1 DIR	6/13/16	\$60.04	\$62.78	3,320	350
○○○	-0	6/10/16	InterDigital	IDCC	AS	\$166,630	2,850	3 DIR	6/13/16	\$58.47	\$58.79	2,033	250
○○○	-0	5/9/16	Regency Centers	REG	S	\$159,100	2,000	1 VP	6/13/16	\$79.55	\$78.22	7,635	810
○○○	-0	6/9/16	US Concrete	USCR	S	\$129,000	2,000	1 DIR	6/10/16	\$64.50	\$60.24	913	320
○○○	-0	5/4/16	Nicolet Bank	NCBS	S	\$100,377	2,659	1 CB,CEO,DIR,PR	6/13/16	\$37.75	\$37.86	161	20
○○○	-0	6/14/16	Cross Country Health	CCRN	S	\$98,487	6,868	1 SO,VP	6/13/16	\$14.34	\$14.32	472	210
○○○	-0	6/14/16	Iradimed	IRMD	S	\$88,431	4,375	1 DIR	6/14/16	\$20.21	\$18.97	207	40
○○○	-0	6/14/16	Ralph Lauren	RL	S	\$77,786	811	1 DIR	6/10/16	\$95.91	\$95.81	7,943	1,130
○○○	-0	6/10/16	Stepan	SCL	OS	\$61,400	1,000	1 HR,VP	6/10/16	\$61.40	\$58.59	1,308	90
○○○	-0	3/25/16	Northwest Nat Gas	NWN	AS	\$59,162	1,000	1 CEO,DIR	6/10/16	\$59.16	\$56.79	1,561	150
○○○	-0	6/2/16	Loews	L	OS	\$57,448	1,428	1 DIR	6/10/16	\$40.23	\$40.26	13,649	880
○○○	-0	6/7/16	Zendesk	ZEN	OS	\$56,252	2,085	1 VP	6/13/16	\$26.98	\$26.17	2,401	1,150
○○○	-0	6/14/16	Overstockcom	OSTK	AS	\$48,149	2,801	1 DIR	6/13/16	\$17.19	\$17.37	440	130
○○○	-0	6/14/16	Cass Information Sys	CASS	S	\$45,664	891	1 PR	6/10/16	\$51.25	\$48.92	550	20
○○○	-0	6/1/16	Southwest Gas	SWX	S	\$44,617	600	1 VP	6/13/16	\$74.36	\$71.72	3,405	190
○○○	-0	4/1/16	Telephone & Data Sys	TDS	S	\$39,536	1,400	1 DIR	6/10/16	\$28.24	\$28.49	3,107	500
○○○	-0	5/2/16	Service Intl	SCI	S	\$38,448	1,424	1 DIR	6/10/16	\$27.00	\$27.33	5,295	910
○○○	-0	6/14/16	Span-Amer Medical Sys	SPAN	S	\$36,640	2,000	1 DIR	6/13/16	\$18.32	\$18.20	50	10
○○○	-0	6/7/16	SpartanNash Co	SPTN	AS	\$35,019	1,213	1 SO,VP	6/13/16	\$28.87	\$29.47	1,104	330
○○○	0	5/26/16	Thermo Fisher Sci	TMO	OS	\$10,392,633	68,200	1 VP	6/10/16	\$152.38	\$152.87	60,156	1,310
○○○	0	4/19/16	Splunk	SPLK	OS,AS	\$7,493,550	132,186	2 DIR,GC,SEC,VP	6/14/16	\$56.69	\$57.80	7,661	2,850
○○○	0	6/14/16	Boston Prop	BXP	S	\$4,449,960	35,000	1 VP	6/13/16	\$127.14	\$127.78	19,629	770
○○○	0	6/14/16	CorVel	CRVL	S	\$3,645,256	79,062	1 BO	6/14/16	\$46.11	\$51.62	1,011	50
○○○	0	4/1/16	Fidelity Natl Finl	FNF	OS	\$3,461,126	98,707	2 CEO,VP	6/13/16	\$35.06	\$34.78	10,349	1,120
○○○	0	6/8/16	Immunomedics	IMMU	OS	\$2,255,514	743,980	2 CB,CEO,DIR,PR	6/13/16	\$3.03	\$4.52	429	3,640
○○○	0	5/12/16	NVIDIA	NVDA	OS	\$1,859,716	40,000	1 CEO,DIR,PR	6/10/16	\$46.49	\$46.48	24,820	9,640
○○○	0	6/14/16	Meredith	MDP	S	\$1,601,401	31,256	1 BO	6/10/16	\$51.23	\$50.76	2,194	280
○○○	0	5/2/16	Iron Mtn	IRM	OS	\$1,590,932	42,843	1 VP	6/10/16	\$37.13	\$36.71	7,781	2,350
○○○	0	5/13/16	Ariad Pharm	ARIA	OS	\$896,135	108,569	1 DIR	6/14/16	\$8.25	\$8.98	1,717	5,830
○○○	0	6/14/16	Criteo SA	CRTO	AS	\$707,254	16,261	2 CFO,O	6/13/16	\$43.49	\$45.85	2,892	660
○○○	0	5/20/16	Farmer Brothers Co	FARM	OS	\$361,667	12,000	1 CEO,DIR,PR	6/10/16	\$30.14	\$29.05	487	30
○○○	0	6/14/16	CBRE	CBG	AS	\$302,000	10,000	1 CFO	6/10/16	\$30.20	\$30.15	10,113	2,390
○○○	0	5/11/16	Progress Software	PRGS	AS	\$125,531	4,764	1 DIR	6/10/16	\$26.35	\$26.73	1,345	140
○○○	0	3/29/16	Natl Health Investors	NHI	S	\$89,516	1,250	1 DIR	6/13/16	\$71.61	\$70.92	2,724	220
○○○	0	5/16/16	Louisiana-Pacific	LPX	S	\$84,331	4,717	1 DIR	6/10/16	\$17.88	\$17.90	2,573	1,300
○○○	0	6/3/16	Guidewire Software	GWRE	OS	\$78,608	1,325	2 GC,O,SEC	6/13/16	\$59.33	\$60.99	4,423	510
○○○	0	6/7/16	Monotype Imaging	TYPE	OS	\$46,340	2,000	1 VP	6/13/16	\$23.17	\$23.76	966	210
○○○	0	5/13/16	Cognizant Tech	CTSH	AS	\$35,553	590	1 CFO	6/10/16	\$60.26	\$60.12	36,425	3,500
○○○	0	6/14/16	Good Times Rest	GTIM	S	\$34,800	10,000	1 DIR	6/13/16	\$3.48	\$3.31	41	140
---	-200	6/14/16	Textura	TXTR	OS	\$3,971,188	152,738	2 CEO,DIR	6/10/16	\$26.00	\$25.99	681	790

* See last page for the Key to Ratings, Titles & Transaction Type codes.

SAVING YOU TIME. IMPROVING YOUR RESEARCH.

Academic studies and the experience of professionals back the common sense conclusion that the Form 4 data filed daily at the SEC is a profitable data stream to mine for investment intelligence. But most analysts and investors use commodity insider feeds that are full of noise and time-consuming to analyze, or expensive ratings services that employ last century's simplistic insider scoring methodology.

InsiderInsights combines statistical returns with behavioral analysis to effectively quantify this valuable qualitative information feed. Decades of experience analyzing insider filings is programmed into our systems for harvesting, tagging, and analyzing the insider trading forms as soon as they arrive at the SEC each day, so clients can efficiently use insider data as a primary, secondary or tertiary research input.

InsiderInsights compiles **Daily & Weekly** reports that list US equities with recent insider activity, along with our proprietary, independently validated **Company Ratings** clearly indicating the *Significance Level* of insiders' sentiment on their stock. Our **Monthly Special Screens** further combine our Ratings with various fundamental and price action criteria, to highlight the best value, growth, momentum, and short ideas coming from the executive suite.

For information about our Ratings, Real-Time Power Alerts, and API Products, call (212) 784-6860 or email Jonathan@InsiderInsights.com.
















KEY FOR "TITLE" CODES:

A=Assistant, AI=Affiliated Investor, AO=Accounting Officer, BD=Business Development, BO=Beneficial Owner, CAO=Chief Accounting Officer, CB=Chairman, CCO=Chief Compliance Officer, CEO=Chief Executive Officer, CFO=Chief Financial Officer, CIO=Chief Information Officer, CO=Compliance Officer, COO=Chief Operating Officer, CT=Controller, CTO=Chief Technology Officer, DIR=Director, F=Founder, FO=Financial Officer, GC=General Counsel, HR=Human Resources, IO=Information Officer, IR=Investor Relations, LO=Legal Officer, MD=Managing Director, O=Officer, OO=Operating Officer, PR=President, PT=Partner, REL=Relative of insider, SEC=Secretary, SH=Shareholder, SO=Sales Officer, TO=Technology Officer, TR=Treasurer, TT=Trustee, VCB=Vice Chairman, VP=Vice President, X=Ex Officer or other title displayed.

KEY FOR "TRANSACTION TYPE" CODES:

B = Open-Market Insider Buy.
 S = Open-Market Insider Sale.
 AB = Automatic Buy through the insider's 10b5-1 program.
 AS = Automatic Sale through the insider's 10b5-1 program
 JB* = Supposed Open-Market Acquisition done outside the price range or trading volume on the day.
 JS* = Supposed Open-Market Disposition done outside the price range or trading volume on the day.
 OB = Option Exercise that was not sold at all.
 OE* = Option Exercise that was only partially sold.
 OS* = Partial Sale of Exercised Options.
 OE = Option Exercise that was completely sold.
 OS = Complete Sale of Exercised Options.
 JB = Non Open-Market Acquisition (Transaction Price is often unrelated to market price on the day).
 JS = Non Open-Market Disposition (Transaction Price often unrelated to market price on the day).
 3 = Form 3 filing indicating new insider. New insiders must file a Form 3 whether or not they have any holdings in the company.

KEY FOR "INSIDERINSIGHTS COMPANY RATINGS":

- 3  EXTREMELY BULLISH -- Best candidate to research for a new long position, and comforting sign if you're already an investor.
- 2  VERY BULLISH -- Better candidate to research for a new long position, and comforting sign if you're already an investor.
- 1  BULLISH -- Good candidate to research for a new long position, and comforting sign if you're already an investor.
- 0.5  LEANING BULLISH -- Better long candidates exist, but still more attractive than companies with bearish insider profiles.
- +0  INSIGNIFICANTLY BULLISH -- Much better long candidates exist, but still more attractive than companies with bearish insider profiles.
- 0  CONFLICTING PURCHASES & SALES -- No investment intelligence gleaned from insider transactions.
- 0  INSIGNIFICANTLY BEARISH -- Much better candidates exist for new long and short positions. OK to stay long if stock is trading well.
- 0.5  LEANING BEARISH -- Better candidates exist for both new long and short positions. OK to stay long if stock is trading well.
- 1  BEARISH -- Good candidate to research for a new short position. Avoid being long such companies.
- 2  VERY BEARISH -- Better candidate to research for a new short position. Avoid being long such companies.
- 3  EXTREMELY BEARISH -- Best candidate to research for a new short position. Avoid being long such companies.
- 200  Purchases Related To Corporate Action. May occasionally relay arbitrage intelligence.
- 100  Purchases Related To IPO. Value of investment intelligence uncertain when stock is unseasoned.
- 100  Sales Related To IPO. Value of investment intelligence uncertain when stock is unseasoned.
- 200  Sales Related To Corporate Action. May occasionally relay arbitrage intelligence.
- NR NR Not Yet Rated. A company is usually Not Yet Rated because there has not been a combination of insider activity and other factors to warrant our analysis. If you feel we have missed something, feel free to request a rating by emailing support@insiderinsights.com.

DISCLAIMER:

At the time of publication, employees and clients of Ex Officio LLC (DBA InsiderInsights.com), or Insider Asset Management LLC may hold a position in a security that is listed in *InsiderInsights Daily Insider Rating Report* (the "Product"). A LISTING IN THE PRODUCT DOES NOT CONSTITUTE A SOLICITATION OR RECOMMENDATION TO BUY OR SELL THE SECURITIES OF THE PUBLICLY TRADED COMPANY. Ex Officio LLC, Insider Asset Management LLC, and its employees are not registered as a securities broker-dealer or an investment adviser with the U.S. Securities and Exchange Commission. Insider Asset Management LLC is registered with the state securities regulatory authority in the State of New York. The Product contains opinions and is provided for informational purposes only. You should not rely solely upon the Product for purposes of transacting securities or other investments, and you are encouraged to conduct your own research and due diligence, and to seek the advice of a qualified securities professional, before you make any investment. None of the information contained herein constitutes, or is intended to constitute a recommendation of any particular security or trading strategy or a determination that any security or trading strategy is suitable for any specific person. To the extent any of the information contained herein may be deemed to be investment advice, such information is impersonal and not tailored to the investment needs of any specific person.

InsiderInsights is published by Ex Officio LLC, New York, NY (212) 784-6860