

IN THIS ISSUE

Inside the Market 1

New Recommendations 1
Spartan Motors (SPAR)

Recommended List 2

Company Updates 3
None this issue.

InsiderInsights Ratings 5
InsiderInsights Bullish Universe
InsiderInsights Bearish Universe
Ratings of Latest Insider Purchases
Ratings of Latest Insider Sales

Insider Summaries 16
Aggregate Purchases by Company
Aggregate Sales by Company

Largest Individual Trades 18
Largest Purchases
Largest Sales
Largest Form 3 Filings

General Information

Subscriptions are \$495 / Year or \$49.50 / Month.

If you have questions regarding our InsiderInsights newsletter or the InsiderInsights.com website, call (212) 784-6860, or email support@insiderinsights.com.

InsiderInsights is published by Ex Officio LLC, a New York Limited Liability Company.

Director of Research:
Jonathan Moreland

INSIDE THE MARKET

Our Interpretation of Insiders' Top-Down Sentiment.

More nasty losses last week, and this week has started off horrifically. And so investors are reminded yet again that—despite the time, money, and technology invested to develop fancy schmancy valuation metrics and models—the golden rule in investment analysis is:

A stock is only worth what someone else will pay for it.

I never saw this lesson presented in any of the MBA and CFA texts I studied, but as far as I'm concerned, the first page—nay chapter—of any investment text should be devoted to that irrefutable reality.

We don't pretend to know just when the bottom for this market sell off will be, but we continue to point out that right now continues to be that "blood in the streets" "be greedy when others are fearful" sort of time. Yes, you have to have a longer-term investment horizon to boldly dive into this present abyss, but there is a bottom in there, and there will be a bounce when it is hit.

Technically speaking, there is the possibility that today's close in the S&P 500 Index could

at least justify a dead cat catching some air. This benchmark traded briefly today below the intra-day low it hit on February 9th—and it firmed in short order. Some follow through in coming sessions would be much appreciated.

Absolutely NOT appreciated is the obvious (in hindsight, that is) whipsaw action we just experienced (yet again) in our Insider-Based Market Indicator.

As we lamented in this section for most of this year, our Indicator is not constructed to be a short-term trading signal. It is built to confirm—or not—longer-term trend changes in the market after they begin. So when market trends play out as quickly and intensely as they have recently, our Indicator is out of its element. That acknowledged limitation was no big deal a lifetime ago when our Indicator typically generated one or two (very reliable) signals a year. But whipsaw action became the norm leading into the 2008 market crash. And after working off a 4-year "Buy" signal from the fall of 2011, we've been solidly back in worrisome whipsaw mode for a while now.

(Continued on page 4)

NEW RECOMMENDATIONS

Stocks added to our Recommended List.

Spartan Motors (SPAR) @ \$7.17
(Recommended Via 12/11 Email alert.)

The poor price action of major indices last week made plain that the market is still in its bottoming process. A retest of lows is a definite possibility—for the indices as well as the individual stocks we're trying to bottom-feed on.

Nonetheless, we're picking up another troubled stock on the basis that the world is not ending, and betting the trade wars will calm down before U.S. manufactures are forced to reduce 2019 expectations even further than they already have.

Spartan Motors makes custom vehicles for commercial fleets. It operates through three segments: Emergency Response Vehicles, Fleet Vehicles and Services, and Specialty Chassis and Vehicles.

We nearly doubled our money in shares of Spartan Motors during our last holding period between 4/24/17 and 2/19/18. Looks like we sold this position well back then as well. SPAR

ended up trading sideways for months after we sold it earlier this year—before cratering this fall.

Spartan's present issues, of course, are the same affecting most rust-belt metal benders: Tariffs have increased costs while also acting as a headwind to end demand, as well as overall GDP growth. And this huge negative for Spartan and its peers will affect their Q4s as well. Too late for it not to.

So buying SPAR now is absolutely another case of trying to be greedy while others are fearful. Unfortunately, we have to agree that the fear is justified. The trade wars will end at some point, but just "when" is the concern. We are absolutely shouldering great near-term risk that the trade wars get worse before they get better, and anyone who feels strongly that the trade rhetoric and ramifications will only worsen in coming weeks should definitely hold off trying to bottom feed on SPAR or any other beaten-down

RECOMMENDED LIST

Independent research opinions on stocks I have invested in, after using insider data as a first screen to determine where to focus our fundamental research. The weekly performance of my Recommended List is calculated by averaging the weekly performances of all the positions on the List. Buy and Short-rated stocks are counted as full positions. Hold-rated stocks are counted as half positions. The weekly performance of our List is then further adjusted for the percentage of Cash we are recommending.

Removed in Sample

NEW RECOMMENDATIONS

Stocks added to our Recommended List.

(Continued from page 1)

metal bender right now.

With a one-year time frame, we can justify buying all of our recent New Recommendations again right now on a valuation basis. We could also win in the short term with SPAR and other of our beaten-down manufacturing plays if there is a whiff of positive news regarding trade negotiations.

But the easiest way to own a bunch of deep-value stocks is to buy “value” plays in a terrible market—and wait a few weeks. That already describes more of our recent New Recommendations than we’d like to admit. And while we can point out that SPAR is trading for “just” 12 times next year’s average EPS esti-

mate of \$0.62 even though the metric would represent 40% earnings growth, estimates have come down big-time in the past two months—and could well do so again. At the end of September, the sell-side consensus was for SPAR to earn 64 cents this year and \$1.08 in 2019. The company is now expected to post just 44 cents this year, which would be flat with 2017.

Even if Spartan’s estimates have stabilized, there is nothing to stop poor investor sentiment in coming weeks from making a stock like SPAR trade for “just” 10 or even 8 times expected EPS. It’s happened before, and it’ll happen again.

But rationality will eventually return to both trade policy and the valuations of

manufacturing firms, and the bottom feeding that has been thankless for months now will eventually be seen as having been a smart longer-term move.

Despite Spartan’s big Q3 miss, the three analysts following SPAR still rate it Buy or better, and the low-end price target for the stock is \$12.

Five Spartan insiders have bought \$777k worth of their crushed stock over the past month, paying as much as \$7.64 per share. This is an even larger insider buying cluster than the one that got us into our last winning bet on SPAR back in April 2017.

COMPANY UPDATES

Updated research on past recommendations.

None (again) this issue.

With all our positions down yet again last week, it doesn’t make sense to trade out of any names at their present (and we obviously think, oversold) prices.

And although our hopes for any meaningful rebound in the indices by year end have been beaten out of us, we still expect most of our beaten-down stocks to bounce back strongly when the market finally does decide to act more rationally. Whether this will be in a few sessions, weeks or months, however, is really anyone’s guess at this point.

Sure, we got back fully invested too early. But we’re sanguine about the buckets of red ink we’re carrying right now. Reviewing the casualties on our Recommended List, I’m reminded of the crude saying that underwear isn’t dirty until you take it off. We still expect the sales of most of our beaten-down stocks to be for profits when the time comes. And unless you think the economic order as we know it is ending, this is just the time you should be bottom feeding with a longer-term investment horizon.

INSIDE THE MARKET

Our Interpretation of Insiders' Top-Down Sentiment.

(Continued from page 1)

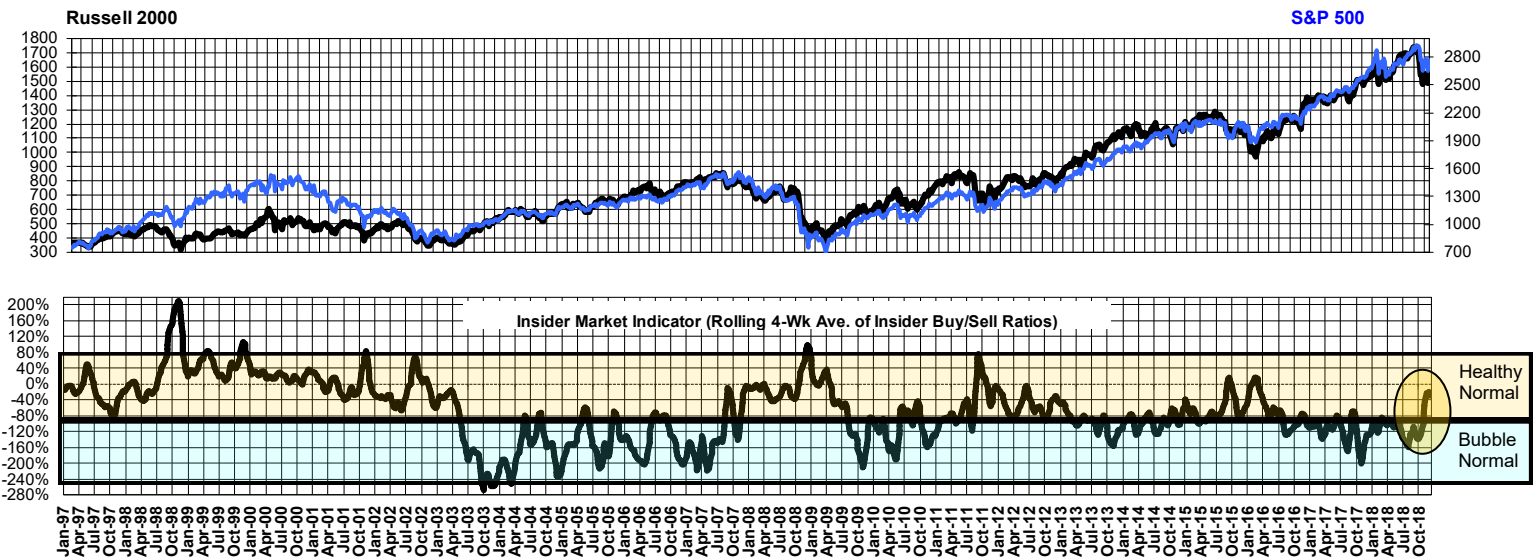
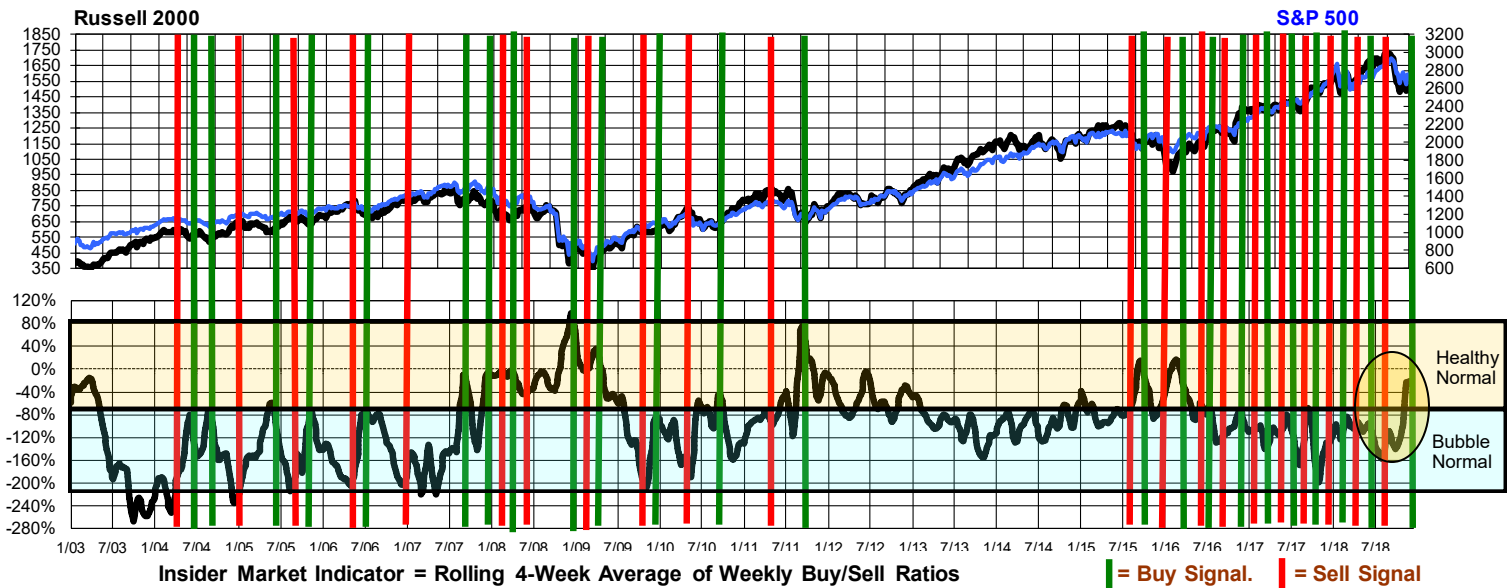
After a 7-week active Bearish signal for our Indicator (the longest trend in over two years?!) flipped Bullish during the week ended November 23rd, it seemed reasonable to bet on at least minor relief via some usual seasonal strength. But our Indicator inflected Bearish again (though just) last issue—and that bearish inflection strengthened again last week. Looking at recent trends in insider filings, we'd be surprised to see our Indicator flash another bullish inflection this year.

Which is not to say Mr. Market can't still give us all a little

something in our Christmas stockings. Our Indicator is usually a week or two behind the real bottom, and a dovish Fed event this week, avoidance of a government shutdown, and/or the whiff or any reason returning to trade discussions could easily start the bidding process.

Of course, these catalysts could all turn more negative as well, prompting another leg down for the market and the necessity for an even longer investment horizon. Hopefully the scriptwriters for *The Real Presidents of DC* realize their show has real-world consequences.

Time Period	# Firms With Open-Market Purchases	# Firms With Open-Market Sales	Buy/Sell Ratio	Rolling 4-Week Average
Week Ending 12/14/18	426	362	18%	-17%
Month Ending 11/30/18	518	1,108	-114%	



InsiderInsights Bullish Universe

Companies with Active, Significantly Bullish InsiderInsights Company Ratings

Generated with Special Screens tool at InsiderInsights.com using Pre-Programmed Screen: "InsiderInsights Bullish Universe"

Insider Rating*	Rating Date	Company	Ticker	Insider Rating*	Rating Date	Company	Ticker	Insider Rating*	Rating Date	Company	Ticker			
●○○○	+1	12/14/18	Ra Pharm	RARX	●○○○	+1	12/11/18	Lixte Biotechnology	LIXT	●○○○	+0.5	11/29/18	Sothebys	BID
●○○○	+1	12/14/18	Fluidigm	FLDM	●○○○	+1	12/11/18	Century Banc	CNBKA	●○○○	+1	11/29/18	Avanos Medical	AVNS
●○○○	+0.5	12/14/18	Berry Petrol	BRY	●○○○	+1	12/11/18	Royce Global Value Tr	RGT	●○○○	+0.5	11/29/18	Phillips 66 LP	PSXP
●○○○	+0.5	12/14/18	KLX Energy Svcs	KLXE	●○○○	+0.5	12/11/18	Synergy CHC	SNYR	●○○○	+1	11/29/18	Tallgrass Energy LP	TGE
●○○○	+2	12/14/18	Compass Diversified	CODI	●○○○	+0.5	12/11/18	B Riley Finl	RILY	●○○○	+3	11/29/18	Core Molding Tech	CMT
●○○○	+2	12/14/18	Koppers	KOP	●○○○	+0.5	12/11/18	HighPoint Res	HPR	●○○○	+1	11/28/18	Macquarie Infra	MIC
●○○○	+0.5	12/14/18	Gaming & Leisure Pr	GLPI	●○○○	+0.5	12/11/18	New Mtn Finance	NMFC	●○○○	+1	11/28/18	Otelco	OTEL
●○○○	+2	12/14/18	Superior Energy Svcs	SPN	●○○○	+1	12/11/18	Autoweb	AUTO	●○○○	+1	11/28/18	Celgene	CELG
●○○○	+0.5	12/14/18	Bank of Commerce	BOCH	●○○○	+1	12/10/18	Quotient	QTNT	●○○○	+1	11/28/18	Welbilt	WBT
●○○○	+0.5	12/14/18	Alcentra Cap	ABDC	●○○○	+0.5	12/10/18	Trinity Ind	TRN	●○○○	+1	11/28/18	Kimbell Royalty LP	KRP
●○○○	+1	12/14/18	Open Bank	OPBK	●○○○	+1	12/10/18	Meta Finl	CASH	●○○○	+0.5	11/28/18	NGL Energy LP	NGL
●○○○	+2	12/14/18	Lands End	LE	●○○○	+1	12/10/18	United Continental	UAL	●○○○	+0.5	11/27/18	Amyris	AMRS
●○○○	+1	12/14/18	Alamo	ALG	●○○○	+1	12/10/18	Cerecor	CERC	●○○○	+1	11/27/18	Contango Oil & Gas	MCF
●○○○	+1	12/14/18	Bay Banks of Virginia	BAYK	●○○○	+1	12/10/18	Trinseo SA	TSE	●○○○	+1	11/27/18	CorMedix	CRMD
●○○○	+0.5	12/14/18	Randolph Banc	RNDB	●○○○	+0.5	12/10/18	Black Stone Minrls LP	BSM	●○○○	+0.5	11/27/18	Provention Bio	PRVB
●○○○	+0.5	12/14/18	OptiNose	OPTN	●○○○	+0.5	12/10/18	Aeglea Bio Therap	AGLE	●○○○	+1	11/26/18	Sunrun	RUN
●○○○	+0.5	12/14/18	WideOpenWest	WOW	●○○○	+0.5	12/10/18	Vectrus	VEC	●○○○	+2	11/26/18	Beacon Roofing Supply	BECN
●○○○	+0.5	12/14/18	Full House Resorts	FLL	●○○○	+1	12/10/18	Tronox	TROX	●○○○	+1	11/26/18	Aquestive Therap	AQST
●○○○	+1	12/13/18	Mohawk Ind	MHK	●○○○	+0.5	12/10/18	Tyson Foods	TSN	●○○○	+0.5	11/26/18	CNB Finl	CCNE
●○○○	+2	12/13/18	Aramark	ARMK	●○○○	+1	12/10/18	Summit Materials	SUM	●○○○	+1	11/23/18	Citizens Finl	CFG
●○○○	+2	12/13/18	Live Oak Banc	LOB	●○○○	+1	12/10/18	Centerstate Bank	CSFL	●○○○	+1	11/23/18	US Concrete	USCR
●○○○	+0.5	12/13/18	Hartford Finl Svcs	HIG	●○○○	+0.5	12/10/18	Ocular Therapeutix	OCUL	●○○○	+0.5	11/23/18	Ryerson	RYI
●○○○	+1	12/13/18	Intrepid Potash	IPI	●○○○	+0.5	12/10/18	Equity Banc	EQBK	●○○○	+1	11/21/18	Fidelity Natl Finl	FNF
●○○○	+3	12/13/18	At Home	HOME	●○○○	+1	12/7/18	Apollo Global Mgt	APO	●○○○	+0.5	11/21/18	Phillips 66	PSX
●○○○	+2	12/13/18	United Natural Foods	UNFI	●○○○	+1	12/7/18	Clearone	CLRO	●○○○	+1	11/21/18	Hill Intl	HIL
●○○○	+2	12/13/18	QCR	QCRH	●○○○	+1	12/7/18	US Auto Parts	PRTS	●○○○	+1	11/21/18	Apollo Endosurgery	APEN
●○○○	+0.5	12/13/18	IRIDEX	IRIX	●○○○	+1	12/7/18	Telenav	TNAV	●○○○	+2	11/21/18	Olin	OLN
●○○○	+1	12/13/18	Chesapeake Energy	CHK	●○○○	+0.5	12/7/18	Horizon Banc	HBNC	●○○○	+1	11/21/18	Arcimoto	FUV
●○○○	+1	12/13/18	RTI Surgical	RTIX	●○○○	+0.5	12/6/18	Enanta Pharm	ENTA	●○○○	+1	11/21/18	Alpha & Omega Semi	AOSL
●○○○	+0.5	12/13/18	Daseke	DSKE	●○○○	+1	12/6/18	Kura Oncology	KURA	●○○○	+3	11/20/18	Platform Specialty Prod	PAH
●○○○	+0.5	12/13/18	General Amer Inv	GAM	●○○○	+0.5	12/6/18	Liberty Sirius XM	LSXMA	●○○○	+2	11/20/18	ASGN	ASGN
●○○○	+0.5	12/13/18	Majesco	MJCO	●○○○	+1	12/6/18	Griffon	GFF	●○○○	+1	11/20/18	Amer Airlines	AAL
●○○○	+0.5	12/13/18	PB Banc	PBBI	●○○○	+1	12/6/18	Evoqua Water Tech	AQUA	●○○○	+0.5	11/20/18	Cannae	CNNE
●○○○	+1	12/13/18	Natl Bank	NKSH	●○○○	+1	12/6/18	Lifetime Brands	LCUT	●○○○	+1	11/20/18	Lazydays	LAZY
●○○○	+0.5	12/13/18	MusclePharm	MSLP	●○○○	+1	12/6/18	Parsley Energy	PE	●○○○	+0.5	11/20/18	CBTX	CBTX
●○○○	+1	12/12/18	Newmark	NMRK	●○○○	+1	12/6/18	Ion Geophysical	IO	●○○○	+2	11/20/18	Mueller Ind	MLI
●○○○	+1	12/12/18	Spark Energy	SPKE	●○○○	+0.5	12/6/18	Pacific Prem Banc	PPBI	●○○○	+1	11/20/18	Oasis Midstream LP	OMP
●○○○	+0.5	12/12/18	Archrock	AROC	●○○○	+2	12/4/18	Keurig Dr Pepper	KDP	●○○○	+1	11/20/18	Delphi Tech PLC	DLPH
●○○○	+1	12/12/18	Thor Ind	THO	●○○○	+0.5	12/4/18	Wells Fargo	WFC	●○○○	+0.5	11/20/18	Corp office Pr Tr	OFC
●○○○	+0.5	12/12/18	Penn Natl Gaming	PENN	●○○○	+0.5	12/4/18	First Internet Banc	INBK	●○○○	+2	11/20/18	Arotech	ARTX
●○○○	+0.5	12/12/18	Achaogen	AKAO	●○○○	+0.5	12/3/18	Entercom Comms	ETM	●○○○	+0.5	11/19/18	Lilis Energy	LLEX
●○○○	+0.5	12/12/18	Talos Energy	TALO	●○○○	+0.5	12/3/18	Brunswick	BC	●○○○	+1	11/19/18	AVEO Pharm	AVEO
●○○○	+0.5	12/12/18	Synalloy	SYNL	●○○○	+2	12/3/18	Matador Res Co	MTDR	●○○○	+0.5	11/19/18	Westlake Chemical	WLK
●○○○	+1	12/12/18	Sequential Brands	SQBG	●○○○	+0.5	12/3/18	Rosehill Res	ROSE	●○○○	+0.5	11/19/18	NexPoint Res Tr	NXRT
●○○○	+0.5	12/12/18	Washington Prime	WPG	●○○○	+0.5	12/3/18	NB Hi Yld Str Fd	NHS	●○○○	+1	11/19/18	XOMA	XOMA
●○○○	+1	12/12/18	TCG BDC	CGBD	●○○○	+1	12/3/18	School Specialty	SCOO	●○○○	+1	11/19/18	Tile Shop	TTS
●○○○	+0.5	12/12/18	HCI	HCI	●○○○	+0.5	12/3/18	Plumas Banc	PLBC	●○○○	+2	11/19/18	EQT	EQT
●○○○	+1	12/12/18	Safeguard Scientifics	SFE	●○○○	+0.5	11/30/18	Allegiance Banc	ABTX	●○○○	+2	11/19/18	SS&C Tech	SSNC
●○○○	+1	12/11/18	Huntsman	HUN	●○○○	+2	11/29/18	PacWest Banc	PACW	●○○○	+0.5	11/19/18	Spirit of Texas Banc	STXB
●○○○	+0.5	12/11/18	Amers Car-Mart	CRMT	●○○○	+0.5	11/29/18	FAT Brands	FAT	●○○○	+1	11/19/18	Realogy	RLGY

See last page for the Key to Ratings, Titles & Transaction Type codes.

Continued on Next Page

InsiderInsights Bullish Universe (Continued)

Companies with Active, Significantly Bullish InsiderInsights Company Ratings

Generated with Special Screens tool at InsiderInsights.com using Pre-Programmed Screen: "InsiderInsights Bullish Universe"

Insider Rating*	Rating Date	Company	Ticker	Insider Rating*	Rating Date	Company	Ticker	Insider Rating*	Rating Date	Company	Ticker			
●○○	+1	11/19/18	Apple Hospitality Reit	APLE	●○○	+1	11/13/18	Flexion Therap	FLXN	●○○	+1	11/5/18	QTS Rlty Tr	QTS
●●○	+2	11/19/18	AcelRx Pharm	ACRX	●○○	+0.5	11/13/18	Red Violet	RDVT	●○○	+1	11/5/18	Hersha Hospitality Tr	HT
●○○	+0.5	11/19/18	Allergan plc	AGN	●○○	+1	11/13/18	BlueLinx	BXC	●○○	+0.5	11/5/18	SB One Banc	SBBX
●○○	+0.5	11/19/18	Aegion	AEGN	●○○	+0.5	11/13/18	Ichor	ICHR	●○○	+0.5	11/5/18	Severn Banc	SVBI
●○○	+1	11/19/18	Invacare	IVC	●○○	+1	11/13/18	Horizon Global	HZN	●○○	+0.5	11/5/18	Summit Hotel Prop	INN
●○○	+1	11/16/18	Coty	COTY	●○○	+0.5	11/13/18	Ampco-Pittsburgh	AP	●○○	+0.5	11/5/18	Viper Energy LP	VNOM
●○○	+0.5	11/16/18	Presidio	PSDO	●○○	+0.5	11/13/18	Townsquare Media	TSQ	●○○	+1	11/2/18	Insmed	INSM
●○○	+1	11/16/18	Aqua Amer	WTR	●○○	+0.5	11/13/18	West Bancoraton	WTBA	●○○	+1	11/2/18	Columbia Finl	CLBK
●●○	+2	11/16/18	Superior Ind Intl	SUP	●○○	+1	11/9/18	Fiesta Restaurant	FRGI	●○○	+1	11/2/18	Mid Penn Banc	MPB
●○○	+1	11/16/18	Main Street Cap	MAIN	●○○	+0.5	11/9/18	StealthGas	GASS	●○○	+0.5	11/2/18	Southern Natl Banc	SONA
●○○	+1	11/16/18	Innodata	INOD	●○○	+1	11/9/18	Perrigo PLC	PRGO	●○○	+0.5	11/1/18	Nuverra Environ	NES
●●○	+2	11/16/18	Roadrunner Trans	RRTS	●●○	+2	11/9/18	Stifel Finl	SF	●○○	+1	11/1/18	RumbleON	RMBL
●○○	+0.5	11/16/18	Overseas Shipholding	OSG	●○○	+1	11/9/18	Infinaera	INFN	●○○	+1	11/1/18	Riverview Banc	RVSB
●○○	+1	11/16/18	Chembio Diagn	CEMI	●○○	+1	11/9/18	Camping World	CWH	●○○	+0.5	11/1/18	ACCO Brands	ACCO
●○○	+0.5	11/16/18	UMH Prop	UMH	●○○	+1	11/9/18	Deluxe	DLX	●○○	+0.5	10/31/18	StoneMor LP	STON
●○○	+1	11/15/18	Cheniere Energy	LNG	●○○	+1	11/9/18	SmartFinancial	SMBK	●○○	+1	10/31/18	GMS	GMS
●○○	+1	11/15/18	Greenhill	GHL	●○○	+1	11/8/18	LyondellBasell Ind NV	LYB	●○○	+1	10/31/18	Capstead Mort	CMO
●○○	+1	11/15/18	Infinity Pharm	INFI	●○○	+1	11/8/18	Unifi	UFI	●●○	+3	10/31/18	Visteon	VC
●○○	+1	11/15/18	General Electric	GE	●○○	+1	11/8/18	Nabors Ind	NBR	●○○	+1	10/31/18	Sherwin-Williams Co	SHW
●○○	+1	11/15/18	Westlake Chemical LP	WLKP	●○○	+1	11/8/18	Cooper-Standard	CPS	●○○	+0.5	10/31/18	Century Aluminum Co	CENX
●○○	+1	11/15/18	Ellington Res Mort Reit	EARN	●○○	+1	11/8/18	Univar	UNVR	●○○	+0.5	10/30/18	Caterpillar	CAT
●○○	+1	11/15/18	Usa Compression LP	USAC	●●○	+2	11/8/18	PRGX Global	PRGX	●○○	+1	10/30/18	Lakeland Finl	LKFN
●○○	+1	11/15/18	Houston Wire & Cable	HWCC	●○○	+1	11/8/18	Internap	INAP	●○○	+1	10/30/18	Stock Yards Banc	SYBT
●○○	+0.5	11/15/18	Arcus Biosciences	RCUS	●○○	+0.5	11/8/18	German AMER Banc	GABC	●●○	+2	10/30/18	Investar	ISTR
●○○	+1	11/14/18	Air Prod & Chemicals	APD	●○○	+1	11/8/18	US Xpress Enterprises	USX	●○○	+0.5	10/30/18	H&E Equipment Svs	HEES
●○○	+1	11/14/18	DISH Network	DISH	●○○	+0.5	11/8/18	Vulcan Materials	VMC	●●○	+2	10/30/18	Hubbell	HUBB
●○○	+1	11/14/18	GEO	GEO	●○○	+1	11/7/18	Heritage Insurance	HRTG	●○○	+0.5	10/30/18	Two Rivers Banc	TRCB
●○○	+1	11/14/18	GreenSky	GSKY	●○○	+1	11/7/18	Hudson Pacific Prop	HPP	●○○	+1	10/29/18	Ballantyne Strong	BTN
●○○	+0.5	11/14/18	CASI Pharm	CASI	●○○	+0.5	11/7/18	AdvanSix	ASIX	●○○	+1	10/29/18	AT&T	T
●○○	+1	11/14/18	RiceBran Tech	RIBT	●○○	+1	11/7/18	Kaman	KAMN	●○○	+1	10/29/18	FNB	FNB
●○○	+1	11/14/18	Kingstone	KINS	●○○	+0.5	11/7/18	ImmunoGen	IMGN	●○○	+1	10/26/18	Cadence Banc	CADE
●○○	+0.5	11/14/18	Houghton Mifflin	HMHC	●○○	+1	11/6/18	Bunge	BG	●○○	+0.5	10/26/18	FleetCor Tech	FLT
●○○	+1	11/14/18	Ellington Finl	EFC	●○○	+0.5	11/6/18	Pfizer	PFE	●○○	+0.5	10/26/18	United Rentals	URI
●○○	+1	11/14/18	Golden Ent	GDEN	●●○	+2	11/6/18	Cedar Fair LP	FUN	●○○	+2	10/26/18	PolyOne	POL
●○○	+0.5	11/13/18	Amer Finl	AFG	●○○	+1	11/6/18	Churchill Downs	CHDN	●○○	+1	10/26/18	Amer Natl Bank	AMNB
●○○	+1	11/13/18	Front Yard Res	RESI	●○○	+0.5	11/6/18	Altra Industrial Motion	AIMC	●○○	+0.5	10/26/18	Proteostasis Therap	PTI
●○○	+1	11/13/18	Amer Assets Tr	AAT	●●○	+2	11/6/18	McDermott Intl	MDR	●○○	+1	10/26/18	Paychex	PAYX
●○○	+1	11/13/18	Eldorado Resorts	ERI	●○○	+0.5	11/6/18	Principal Finl	PFG	●○○	+0.5	10/26/18	MGIC Inv	MTG
●○○	+1	11/13/18	Accelerate Diagn	AXDX	●○○	+0.5	11/6/18	Teradata	TDC	●○○	+0.5	10/26/18	Sterling Banc	SBT
●●○	+3	11/13/18	Versum Materials	VSM	●○○	+0.5	11/6/18	City office Reit	CIO	●○○	+0.5	10/25/18	Ligand Pharm	LGND
●○○	+1	11/13/18	Landmark Infra LP	LMRK	●○○	+1	11/6/18	Essential Prop Rlty Tr	EPRT	●○○	+0.5	10/25/18	Odonate Therap	ODT
●○○	+0.5	11/13/18	Natl CineMedia	NCMI	●○○	+0.5	11/6/18	Timken Co	TKR	●○○	+1	10/25/18	JMP	JMP
●○○	+1	11/13/18	Commscope	COMM	●○○	+0.5	11/6/18	Peapack-Gladstone Fin	PGC	●○○	+1	10/25/18	VF	VFC
●○○	+1	11/13/18	Basic Energy Svs	BAS	●○○	+1	11/6/18	Amarillo Biosciences	AMAR	●○○	+0.5	10/25/18	Sterling Banc	STL
●○○	+1	11/13/18	Marriott Vacations	VAC	●●○	+3	11/5/18	Encana	ECA	●●○	+2	10/25/18	Synovus Finl	SNV
●○○	+1	11/13/18	Encore Cap	ECPG	●●○	+2	11/5/18	IBM	IBM	●○○	+0.5	10/25/18	Home Banc	HOMB
●○○	+0.5	11/13/18	Medley Mgt	MDLY	●○○	+1	11/5/18	Amer Axle & Manufact	AXL	●○○	+1	10/25/18	Sensient Tech	SXT
●○○	+1	11/13/18	Viewray	VRAY	●●○	+2	11/5/18	E*TRADE Finl	ETFC	●○○	+1	10/25/18	Orrstown Finl Svs	ORRF
●○○	+1	11/13/18	CDK Global	CDK	●○○	+0.5	11/5/18	Capstar Finl	CSTR	●○○	+1	10/24/18	Crown Castle Intl	CCI
●○○	+0.5	11/13/18	WP Carey	WPC	●○○	+1	11/5/18	Spartan Motors	SPAR	●●○	+2	10/24/18	First Finl Banc	FFBC

See last page for the Key to Ratings, Titles & Transaction Type codes

InsiderInsights Bullish Universe (Continued)

Companies with Active, Significantly Bullish InsiderInsights Company Ratings

Generated with Special Screens tool at InsiderInsights.com using Pre-Programmed Screen: "InsiderInsights Bullish Universe"

Insider Rating*	Rating Date	Company	Ticker	Insider Rating*	Rating Date	Company	Ticker	Insider Rating*	Rating Date	Company	Ticker
●○○	+1 10/23/18	Freds	FRED	●○○	+1 10/17/18	RPM Intl	RPM	●○○	+1 10/11/18	FlexShopper	FPAY
●○○	+0.5 10/23/18	Aclaris Therap	ACRS	●○○	+1 10/17/18	FS Banc	FSBW	●○○	+0.5 10/11/18	Encore Wire	WIRE
●○○	+1 10/22/18	First Horizon Natl	FHN	●○○	+0.5 10/16/18	Bassett Furniture Ind	BSET	●○○	+0.5 10/11/18	Novan	NOVN
●○○	+1 10/22/18	Krystal Biotech	KRYS	●○○	+0.5 10/15/18	PIMCO Dynamic Inc Fd	PDI	●○○	+1 9/28/18	Dollar Tree	DLTR
●○○	+2 10/22/18	AZZ	AZZ	●○○	+1 10/11/18	Sprott Focus Tr	FUND	●○○	+0.5 9/28/18	RegeneRx Biopharm	RGRX
●○○	+1 10/19/18	Texas Cap Banc	TCBI	●○○	+2 10/11/18	Malvern Banc	MLVF	●○○	+1 9/25/18	Titan Pharm	TTNP
●○○	+1 10/18/18	Intl Flavors & Frag	IFF	●○○	+1 10/9/18	Kala Pharm	KALA	●○○	+0.5 9/25/18	Carpenter Tech	CRS
●○○	+0.5 10/18/18	Planet Green	PLAG	●○○	+1 10/9/18	KemPharm	KMPH	●○○	+0.5 9/24/18	ACADIA Pharm	ACAD
●○○	+0.5 10/18/18	FedEx	FDX	●○○	+1 10/9/18	Meet	MEET	●○○	+0.5 9/17/18	Hyster-Yale Materials	HY
●○○	+2 10/17/18	Ladenburg Thalmann	LTS	●○○	+1 10/3/18	Barings BDC	BBDC				
●○○	+1 10/17/18	Bridge Banc	BDGE	●○○	+1 10/2/18	Verastem	VSTM				

InsiderInsights Bearish Universe

Companies with Active, Significantly Bearish InsiderInsights Company Ratings

Generated with Special Screens tool at InsiderInsights.com using Pre-Programmed Screen: "InsiderInsights Bearish Universe"

Insider Rating*	Rating Date	Company	Ticker	Insider Rating*	Rating Date	Company	Ticker	Insider Rating*	Rating Date	Company	Ticker
●○○	-1 12/14/18	TherapMD	TXMD	●○○	-0.5 11/21/18	eBay	EBAY	●○○	-1 11/8/18	Fitbit	FIT
●○○	-0.5 12/13/18	Veritone	VERI	●○○	-0.5 11/21/18	Oasis Petrol	OAS	●○○	-2 11/5/18	Snap	SNAP
●○○	-0.5 12/13/18	Macerich Co	MAC	●○○	-1 11/20/18	Castlight Health	CSLT	●○○	-1 11/2/18	Ditech	DHCP
●○○	-0.5 12/11/18	Applied Minerals	AMNL	●○○	-0.5 11/20/18	Ameri	AMRH	●○○	-0.5 11/1/18	Freeport-McMoRan	FCX
●○○	-0.5 12/10/18	Keane	FRAC	●○○	-1 11/19/18	Facebook	FB	●○○	-0.5 10/22/18	China Com Credit	GLG
●○○	-0.5 12/6/18	Switch	SWCH	●○○	-0.5 11/19/18	Cognizant Tech	CTSH	●○○	-1 10/18/18	Flex Pharma	FLKS
●○○	-0.5 12/6/18	Arista Networks	ANET	●○○	-0.5 11/19/18	Lear	LEA	●○○	-0.5 10/17/18	Genco Shipping	GNK
●○○	-1 12/6/18	Ocwen Finl	OCN	●○○	-0.5 11/16/18	ICU Medical	ICUI	●○○	-0.5 10/16/18	Iteris	ITI
●○○	-0.5 12/6/18	Resonant	RESN	●○○	-0.5 11/16/18	SiteOne Landscape	SITE	●○○	-0.5 10/9/18	Fortune Brands	FBHS
●○○	-0.5 12/4/18	AnaptysBio	ANAB	●○○	-0.5 11/14/18	Qorvo	QRVO	●○○	-1 10/4/18	Acorda Therap	ACOR
●○○	-1 12/4/18	Redfin	RDFN	●○○	-0.5 11/14/18	Buckeye LP	BPL	●○○	-0.5 10/2/18	Lennar	LEN
●○○	-1 12/3/18	Forescout Tech	FSCT	●○○	-1 11/13/18	Collectors Universe	CLCT	●○○	-1 9/18/18	Iconix Brand	ICON
●○○	-0.5 11/29/18	Noodles	NDLS	●○○	-1 11/9/18	Antero Res	AR	●○○	-1 9/17/18	Vital Therapies	VTL
●○○	-1 11/29/18	Nantkwest	NK	●○○	-0.5 11/9/18	Blue Apron	APRN				
●○○	-0.5 11/21/18	elf Beauty	ELF	●○○	-0.5 11/8/18	Alliance Data Sys	ADS				

* See last page for the Key to Ratings, Titles & Transaction Type codes.

InsiderInsights Ratings of Latest Insider Purchases

InsiderInsights Ratings of Companies with Form 4 Purchases and Accumulations Filed at the SEC in the Past Week

Sorted by: Insider Rating, then Total Transaction Value.

Generated with Special Screens tool at InsiderInsights.com using Pre-Programmed Screen: "Ratings of Latest Purchases"

Insider Rating*	Rating Date	Company	Ticker	Trans Type(s)*	Total Purch Value	Shares Bought	# Insiders - Title(s)*	Latest Trans Date	Ave. Purch Price	Recent Price	Mkt Cap (mm)	10-Day Ave Vol (m)		
●●●	+3	11/20/18	Platform Specialty Prod	PAH	B	\$1,796,850	164,250	2	DIR	12/10/18	\$10.94	\$10.91	3,146	1,910
●●●	+3	12/13/18	At Home	HOME	OB,B	\$1,199,667	67,876	5	CB,CEO,CFO,DIR,PR	12/11/18	\$17.67	\$19.10	1,214	2,490
●●●	+3	11/13/18	Versum Materials	VSM	B	\$527,063	18,000	2	DIR	12/12/18	\$29.28	\$27.79	3,030	940
●●○	+2	12/13/18	Live Oak Banc	LOB	B	\$6,642,574	418,800	9	BO,CEO,DIR,GC,PR	12/14/18	\$15.86	\$14.84	596	480
●●○	+2	12/13/18	Aramark	ARMK	B	\$3,200,503	98,564	2	CB,CEO,DIR,PR	12/13/18	\$32.47	\$32.08	7,915	5,520
●●○	+2	12/14/18	Compass Diversified	CODI	JB*,B	\$1,657,851	98,161	3	BO,O	12/14/18	\$16.89	\$13.59	814	280
●●○	+2	12/13/18	QCR	QCRH	B	\$770,815	22,974	3	CFO,COO,DIR,FO,VP	12/13/18	\$33.55	\$33.34	523	50
●●○	+2	12/14/18	Superior Energy Svs	SPN	B	\$610,021	150,000	3	DIR,VP	12/13/18	\$4.07	\$3.82	590	5,510
●●○	+2	12/13/18	United Natural Foods	UNFI	B	\$466,859	36,000	2	A,CB,CEO,DIR,PR,VP	12/12/18	\$12.97	\$10.94	556	3,910
●●○	+2	12/4/18	Keurig Dr Pepper	KDP	B	\$454,986	17,500	1	PR	12/10/18	\$26.00	\$25.92	36,006	3,570
●●○	+2	12/14/18	Lands End	LE	B	\$269,037	18,800	5	CAO,CEO,CFO,COO	12/13/18	\$14.31	\$14.57	469	520
●●○	+2	11/5/18	E*TRADE Finl	ETFC	B	\$226,791	5,000	1	DIR	12/11/18	\$45.36	\$43.55	11,072	4,060
●●○	+2	12/3/18	Matador Res Co	MTDR	B	\$125,731	6,005	2	CB,CEO,DIR,VP	12/11/18	\$20.94	\$17.37	2,021	2,660
●●○	+2	12/14/18	Koppers	KOP	B	\$102,200	6,000	1	CEO,DIR,PR	12/14/18	\$17.03	\$16.39	336	360
●●○	+2	11/20/18	Arotech	ARTX	B	\$60,037	23,000	3	CB,CEO,DIR,PR	12/12/18	\$2.61	\$2.63	70	70
●○●	+1	12/14/18	Ra Pharm	RARX	JB*	\$41,200,008	2,658,065	3	BO,DIR	12/14/18	\$15.50	\$16.29	664	1,080
●○●	+1	12/13/18	Mohawk Ind	MHK	B	\$14,222,645	119,346	2	DIR	12/13/18	\$119.17	\$116.98	8,680	1,140
●○●	+1	12/10/18	Quotient	QTNT	JB*	\$13,065,000	2,010,000	2	BO,DIR	12/11/18	\$6.50	\$7.20	457	540
●○●	+1	12/12/18	Newmark	NMRK	B	\$9,074,133	1,003,792	2	CEO,DIR	12/12/18	\$9.04	\$9.07	2,289	5,270
●○●	+1	10/18/18	Intl Flavors & Frag	IFF	B	\$7,184,857	52,798	1	BO	12/12/18	\$136.08	\$135.50	14,447	1,020
●○●	+1	12/14/18	Fluidigm	FLDM	JB*,B	\$7,020,462	1,035,033	1	BO	12/12/18	\$6.78	\$7.78	369	610
●○●	+1	11/19/18	AVEO Pharm	AVEO	B	\$4,134,927	2,084,400	9	BO	12/11/18	\$1.98	\$1.95	244	1,550
●○●	+1	10/3/18	Barings BDC	BBDC	AB,B	\$3,008,623	304,500	2	BO,DIR,FO	12/13/18	\$9.88	\$9.60	492	310
●○●	+1	10/31/18	GMS	GMS	B	\$1,658,124	106,000	2	DIR	12/12/18	\$15.64	\$15.78	650	1,210
●○●	+1	11/26/18	Sunrun	RUN	B	\$1,645,943	118,546	1	BO	12/11/18	\$13.88	\$13.02	1,456	1,450
●○●	+1	11/19/18	XOMA	XOMA	B	\$1,424,690	97,486	1	BO	12/13/18	\$14.61	\$14.23	120	80
●○●	+1	12/10/18	United Continental	UAL	B	\$1,321,250	15,000	1	DIR	12/7/18	\$88.08	\$87.74	23,906	3,830
●○●	+1	12/11/18	Lixte Biotechnology	LIXT	JB*	\$1,250,000	2,500,000	4	BO,DIR	12/7/18	\$0.50	\$0.95	55	10
●○●	+1	12/11/18	Royce Global Value Tr	RGT	B	\$1,045,712	113,600	2	DIR	12/14/18	\$9.21	\$8.97	94	50
●○●	+1	10/30/18	Lakeland Finl	LKFN	B,JB*	\$945,387	22,332	2	DIR,VP	12/14/18	\$42.33	\$41.20	1,042	100
●○●	+1	11/14/18	RiceBran Tech	RIBT	B	\$935,589	281,901	1	BO	12/11/18	\$3.32	\$3.43	93	230
●○●	+1	11/28/18	Otelco	OTEL	B	\$821,493	51,312	1	BO	12/12/18	\$16.01	\$16.25	55	20
●○●	+1	12/6/18	Kura Oncology	KURA	B	\$563,362	40,538	1	BO	12/13/18	\$13.90	\$14.03	534	220
●○●	+1	12/10/18	Meta Finl	CASH	B	\$533,700	25,000	2	CEO,CFO,DIR,PR,SEC	12/7/18	\$21.35	\$20.02	789	340
●○●	+1	12/12/18	Spark Energy	SPKE	B	\$514,528	59,240	1	BO,DIR	12/7/18	\$8.69	\$8.47	295	130
●○●	+1	11/14/18	DISH Network	DISH	AB	\$469,600	15,000	1	DIR,VP	12/10/18	\$31.31	\$30.65	14,334	2,840
●○●	+1	11/21/18	Hill Intl	HIL	B	\$455,382	149,594	1	DIR	12/13/18	\$3.04	\$3.00	167	200
●○●	+1	10/25/18	JMP	JMP	AB	\$439,642	96,565	1	BO,CEO,DIR	12/13/18	\$4.55	\$4.33	92	40
●○●	+1	12/10/18	Tronox	TROX	B	\$409,353	56,300	4	CEO,CFO,DIR,GC,PR	12/11/18	\$7.27	\$7.49	921	3,410
●○●	+1	11/19/18	Tile Shop	TTS	B	\$403,633	72,004	2	BO,DIR	12/11/18	\$5.61	\$5.34	282	510
●○●	+1	10/22/18	First Horizon Natl	FHN	B	\$363,763	25,000	1	DIR	12/10/18	\$14.55	\$13.56	4,393	4,630
●○●	+1	12/11/18	Huntsman	HUN	B	\$363,595	19,500	3	CB,CEO,CFO,DIR,GC	12/7/18	\$18.65	\$18.30	4,361	4,110
●○●	+1	11/21/18	Alpha & Omega Semi	AOSL	AB	\$361,534	36,405	1	BO,CEO,DIR	12/10/18	\$9.93	\$10.17	242	100
●○●	+1	11/5/18	Spartan Motors	SPAR	B	\$354,815	47,360	2	DIR	12/7/18	\$7.49	\$7.18	253	280
●○●	+1	11/13/18	Landmark Infra LP	LMRK	B	\$354,059	26,169	1	BO,DIR	12/10/18	\$13.53	\$12.97	328	70
●○●	+1	12/13/18	RTI Surgical	RTIX	B	\$327,764	78,701	2	CAO,CEO,CFO	12/12/18	\$4.16	\$4.15	263	170
●○●	+1	12/13/18	Chesapeake Energy	CHK	B	\$291,500	110,000	1	DIR	12/11/18	\$2.65	\$2.33	2,129	40,520
●○●	+1	12/11/18	Autoweb	AUTO	B	\$273,081	132,029	2	BO,DIR	12/7/18	\$2.07	\$2.33	30	140
●○●	+1	12/14/18	Open Bank	OPBK	B	\$268,200	30,000	1	DIR	12/12/18	\$8.94	\$8.77	109	40
●○●	+1	12/12/18	Safeguard Scientifics	SFE	B	\$247,123	26,400	4	CEO,CFO,DIR,PR,VP	12/11/18	\$9.36	\$9.26	191	120

See last page for the Key to Ratings, Titles & Transaction Type codes.

Continued on Next Page

InsiderInsights Ratings of Latest Insider Purchases (Continued)

InsiderInsights Ratings of Companies with Form 4 Purchases and Accumulations Filed at the SEC in the Past Week

Sorted by: Insider Rating, then Total Transaction Value.

Generated with Special Screens tool at InsiderInsights.com using Pre-Programmed Screen: "Ratings of Latest Purchases"

Insider Rating*	Rating Date	Company	Ticker	Trans Type(s)*	Total Purch Value	Shares Bought	# Insiders - Title(s)*	Latest Trans Date	Ave. Purch Price	Recent Price	Mkt Cap (mm)	10-Day Ave Vol (m)	
●○○	+1	12/12/18	Thor Ind	THO	B	\$234,730	4,000	2 DIR	12/11/18	\$58.68	\$53.92	2,847	1,530
●○○	+1	12/10/18	Trinseo SA	TSE	B	\$218,140	4,500	1 CFO,VP	12/6/18	\$48.48	\$45.42	1,922	550
●○○	+1	11/20/18	Delphi Tech PLC	DLPH	B	\$204,520	12,500	2 DIR	12/12/18	\$16.36	\$14.56	1,288	1,690
●○○	+1	12/14/18	Alamo	ALG	B,OB	\$193,647	3,550	2 CFO,DIR,VP	12/14/18	\$54.55	\$76.13	893	70
●○○	+1	11/16/18	Innodata	INOD	B	\$161,100	90,000	1 BO	12/7/18	\$1.79	\$1.73	45	60
●○○	+1	11/15/18	Houston Wire & Cable	HWCC	B	\$160,600	26,595	2 DIR	12/10/18	\$6.04	\$5.83	96	40
●○○	+1	12/13/18	Intrepid Potash	IPI	B	\$149,965	50,000	1 BO	12/13/18	\$3.00	\$2.89	379	580
●○○	+1	11/23/18	US Concrete	USCR	B	\$136,839	3,600	1 DIR	12/6/18	\$38.01	\$33.73	567	400
●○○	+1	12/11/18	Century Banc	CNBKA	B	\$135,982	1,701	1 BO	12/11/18	\$79.94	\$73.98	267	10
●○○	+1	12/10/18	Ceracor	CERC	JB*,B	\$135,980	40,556	2 BO,DIR,SO,VP	12/10/18	\$3.35	\$3.32	136	80
●○○	+1	12/12/18	TCG BDC	CGBD	B	\$111,480	7,675	3 CEO,CFO,DIR,TR	12/10/18	\$14.53	\$13.84	866	410
●○○	+1	12/6/18	Lifetime Brands	LCUT	B	\$108,878	9,058	1 BO	12/7/18	\$12.02	\$11.31	235	20
●○○	+1	12/10/18	Centerstate Bank	CSFL	B	\$106,850	4,800	2 DIR	12/14/18	\$22.26	\$21.33	2,040	660
●○○	+1	12/12/18	Sequential Brands	SQBG	B	\$102,830	118,195	1 BO	12/10/18	\$0.87	\$0.80	51	110
●○○	+1	11/7/18	Heritage Insurance	HRTG	B	\$96,135	6,500	1 DIR	12/10/18	\$14.79	\$14.52	386	150
●○○	+1	11/19/18	Apple Hospitality Reit	APLE	B	\$77,500	5,000	1 CFO,VP	12/6/18	\$15.50	\$15.70	3,592	1,700
●○○	+1	10/26/18	Amer Natl Bank	AMNB	B	\$65,880	2,000	1 DIR	12/11/18	\$32.94	\$32.18	280	10
●○○	+1	12/13/18	Natl Bank	NKSH	B	\$53,368	1,300	3 DIR	12/13/18	\$41.05	\$38.84	270	10
●○○	+1	12/10/18	Summit Materials	SUM	B	\$52,760	4,000	1 CFO,VP	12/10/18	\$13.19	\$12.46	1,391	2,890
●○○	+0.5	12/10/18	Trinity Ind	TRN	B	\$6,146,365	280,506	1 BO,DIR	12/10/18	\$21.91	\$20.95	3,065	2,340
●○○	+0.5	12/3/18	Entercom Comms	ETM	B	\$3,911,020	600,000	1 CB,DIR	12/13/18	\$6.52	\$6.38	909	1,020
●○○	+0.5	9/17/18	Hyster-Yale Materials	HY	AB	\$2,556,014	40,901	16 CB,DIR,O	12/12/18	\$62.49	\$61.64	1,021	50
●○○	+0.5	12/12/18	Achaogen	AKAO	B	\$1,234,194	765,779	1 BO	12/11/18	\$1.61	\$1.62	75	1,140
●○○	+0.5	12/12/18	Archrock	AROC	B,OE*	\$851,173	128,068	2 CEO,CFO,DIR,PR,VP	12/11/18	\$6.65	\$8.61	1,114	1,080
●○○	+0.5	12/10/18	Aeglea Bio Therap	AGLE	OB	\$751,816	171,890	1 CEO,DIR,PR	12/7/18	\$4.37	\$7.50	180	100
●○○	+0.5	12/11/18	Amers Car-Mart	CRMT	B	\$679,469	10,000	1 DIR	12/7/18	\$67.95	\$70.61	478	80
●○○	+0.5	12/11/18	Synergy CHC	SNYR	JB*	\$673,769	1,225,034	1 BO,CEO,DIR,PR	12/10/18	\$0.55	\$0.20	18	20
●○○	+0.5	12/14/18	KLX Energy Svs	KLXE	B	\$673,222	27,300	2 DIR,VP	12/12/18	\$24.66	\$23.76	531	340
●○○	+0.5	10/25/18	Odonate Therap	ODT	B	\$607,937	40,000	1 BO,CEO,DIR	12/12/18	\$15.20	\$15.12	406	40
●○○	+0.5	12/12/18	Synalloy	SYNL	B	\$575,910	36,984	1 BO	12/11/18	\$15.57	\$15.53	138	10
●○○	+0.5	12/11/18	B Riley Finl	RILY	B	\$555,022	32,220	1 BO,CB,CEO,DIR	12/10/18	\$17.23	\$19.23	511	70
●○○	+0.5	12/14/18	Alcentra Cap	ABDC	B	\$513,853	74,000	2 PR	12/12/18	\$6.94	\$6.66	90	100
●○○	+0.5	12/11/18	HighPoint Res	HPR	B	\$453,900	155,000	2 COO,OO,VP	12/10/18	\$2.93	\$2.58	548	1,670
●○○	+0.5	12/11/18	New Mtn Finance	NMFC	B	\$426,893	32,700	3 CAO,CCO,CEO,DIR	12/13/18	\$13.05	\$12.84	977	330
●○○	+0.5	12/10/18	Tyson Foods	TSN	B	\$400,107	6,897	1 DIR	12/6/18	\$58.01	\$55.30	20,191	3,180
●○○	+0.5	12/12/18	Talos Energy	TALO	B	\$339,661	17,899	2 DIR	12/10/18	\$18.98	\$18.11	981	140
●○○	+0.5	12/12/18	Washington Prime	WPG	B	\$299,667	49,200	1 DIR	12/11/18	\$6.09	\$6.15	1,144	2,130
●○○	+0.5	12/13/18	Daseke	DSKE	B	\$275,665	81,000	2 BO,CEO,DIR	12/13/18	\$3.40	\$3.35	216	770
●○○	+0.5	12/14/18	Berry Petrol	BRY	B	\$257,700	25,000	2 CEO,COO,DIR,PR,VP	12/13/18	\$10.31	\$10.43	852	560
●○○	+0.5	12/10/18	Black Stone MinrIs LP	BSM	B	\$248,409	15,300	1 CB,CEO,DIR,PR	12/6/18	\$16.24	\$16.51	3,381	160
●○○	+0.5	12/13/18	Hartford Finl Svs	HIG	B	\$207,184	5,000	1 DIR	12/11/18	\$41.44	\$41.27	14,805	3,400
●○○	+0.5	11/16/18	Overseas Shipholding	OSG	B	\$196,625	100,000	1 CEO,DIR,PR	12/12/18	\$1.97	\$1.84	156	690
●○○	+0.5	12/14/18	Gaming & Leisure Pr	GLPI	B	\$171,350	5,000	1 DIR	12/13/18	\$34.27	\$34.86	7,463	1,800
●○○	+0.5	12/10/18	Vectrus	VEC	AB,B	\$159,129	7,015	4 DIR,VP	12/13/18	\$22.68	\$21.90	247	80
●○○	+0.5	12/10/18	Ocular Therapeutix	OCUL	B	\$156,224	27,400	2 O	12/10/18	\$5.70	\$5.33	219	990
●○○	+0.5	12/13/18	Majesco	MJCO	B	\$155,750	25,000	1 DIR	12/11/18	\$6.23	\$7.05	259	20
●○○	+0.5	12/14/18	OptiNose	OPTN	B	\$127,533	16,430	2 CEO,DIR	12/13/18	\$7.76	\$8.25	340	330
●○○	+0.5	12/12/18	HCI	HCI	JB*,B	\$107,080	2,000	2 DIR	12/10/18	\$53.54	\$52.68	483	90
●○○	+0.5	12/13/18	PB Banc	PBBI	B	\$103,875	9,439	2 DIR	12/12/18	\$11.00	\$11.00	84	10
●○○	+0.5	11/13/18	Amer Finl	AFG	B	\$92,912	1,000	1 DIR	12/12/18	\$92.91	\$91.42	8,160	610

See last page for the Key to Ratings, Titles & Transaction Type codes.

Continued on Next Page

InsiderInsights Ratings of Latest Insider Purchases (Continued)

InsiderInsights Ratings of Companies with Form 4 Purchases and Accumulations Filed at the SEC in the Past Week

Sorted by: Insider Rating, then Total Transaction Value.

Generated with Special Screens tool at InsiderInsights.com using [Pre-Programmed Screen](#): "Ratings of Latest Purchases"

Insider Rating*	Rating Date	Company	Ticker	Trans Type(s)*	Total Purch Value	Shares Bought	# Insiders - Title(s)*	Latest Trans Date	Ave. Purch Price	Recent Price	Mkt Cap (mm)	10-Day Ave Vol (m)		
🟢🟢🟢	+0.5	12/13/18	IRIDEX	IRIX	B	\$89,321	20,857	2	CB,CEO,DIR	12/12/18	\$4.28	\$4.15	56	50
🟢🟢🟢	+0.5	12/14/18	WideOpenWest	WOW	B	\$86,372	10,575	3	CEO,DIR,GC,O,SEC	12/13/18	\$8.17	\$7.98	660	320
🟢🟢🟢	+0.5	11/19/18	Lilis Energy	LLEX	B	\$83,000	50,000	1	DIR	12/12/18	\$1.66	\$1.65	119	870
🟢🟢🟢	+0.5	12/4/18	Wells Fargo	WFC	OE*	\$80,100	2,670	1	DIR	12/13/18	\$30.00	\$46.54	219,075	31,320
🟢🟢🟢	+0.5	10/25/18	Ligand Pharm	LGND	OB	\$79,750	7,999	1	COO,PR	12/12/18	\$9.97	\$136.86	2,909	530
🟢🟢🟢	+0.5	12/14/18	Randolph Banc	RNDB	B	\$78,014	5,342	1	CEO,DIR,PR	12/13/18	\$14.60	\$14.20	85	10
🟢🟢🟢	+0.5	11/20/18	Corp office Pr Tr	OFC	B	\$75,437	3,152	1	CEO,PR	12/13/18	\$23.93	\$22.41	2,439	1,060
🟢🟢🟢	+0.5	11/29/18	FAT Brands	FAT	JB*	\$75,002	13,915	5	DIR	12/10/18	\$5.39	\$5.67	65	20
🟢🟢🟢	+0.5	12/14/18	Full House Resorts	FLL	B	\$65,450	30,000	2	CEO,CFO,DIR,TR,VP	12/13/18	\$2.18	\$2.17	58	80
🟢🟢🟢	+0.5	12/13/18	MusclePharm	MSLP	B	\$53,800	60,000	1	BO	12/12/18	\$0.90	\$0.90	14	10
🟢🟢🟢	+0.5	11/27/18	Amyris	AMRS	B	\$50,058	11,834	1	COO	12/13/18	\$4.23	\$4.09	294	1,350
🟢🟢🟢	+0.5	11/9/18	StealthGas	GASS	B	\$48,018	14,400	1	BO	12/12/18	\$3.33	\$3.22	128	60
🟢🟢🟢	+0	12/10/18	WR Grace	GRA	B	\$45,173,182	738,847	1	BO	12/13/18	\$61.14	\$61.22	4,101	700
🟢🟢🟢	+0	12/12/18	Reata Pharm	RETA	B	\$19,751,502	332,478	3	BO,DIR	12/12/18	\$59.41	\$59.47	1,767	200
🟢🟢🟢	+0	12/4/18	Vornado Rlty Tr	VNO	OE*	\$10,144,445	413,701	1	CB,CEO,DIR	12/10/18	\$24.52	\$68.36	13,008	1,160
🟢🟢🟢	+0	12/14/18	Regeneron Pharm	REGN	OE*	\$5,250,000	312,500	1	CEO,DIR,PR	12/13/18	\$16.80	\$381.17	40,527	810
🟢🟢🟢	+0	10/2/18	Natl Fuel Gas Co	NFG	OE*	\$4,780,800	160,000	2	CT,DIR	12/12/18	\$29.88	\$55.87	4,803	520
🟢🟢🟢	+0	11/14/18	Exterran	EXTN	B	\$3,394,642	160,140	1	BO	12/13/18	\$21.20	\$19.83	717	210
🟢🟢🟢	+0	12/14/18	Second Sight Medical	EYES	JB*	\$2,999,992	3,275,100	1	BO,DIR	12/12/18	\$0.92	\$0.91	67	1,050
🟢🟢🟢	+0	12/10/18	Revlon	REV	B	\$2,329,203	96,191	1	BO,DIR	12/11/18	\$24.21	\$24.95	1,318	120
🟢🟢🟢	+0	12/13/18	Valero Energy	VLO	B	\$1,818,375	25,000	1	DIR	12/11/18	\$72.74	\$73.30	31,102	5,350
🟢🟢🟢	+0	12/14/18	Yangtze River Port	YRIV	B	\$1,697,437	339,435	1	BO,CEO,DIR	12/13/18	\$5.00	\$3.72	642	1,790
🟢🟢🟢	+0	12/12/18	Methodo Electr	MEI	B	\$1,685,474	70,848	1	CEO,DIR	12/11/18	\$23.79	\$22.38	828	740
🟢🟢🟢	+0	11/7/18	Del Friscos Rest	DFRG	B	\$1,551,512	240,000	1	BO	12/14/18	\$6.46	\$6.50	217	790
🟢🟢🟢	+0	12/11/18	TheStreet	TST	B	\$1,305,084	636,197	1	BO	12/12/18	\$2.05	\$2.05	102	1,830
🟢🟢🟢	+0	12/10/18	Eastman Chemical	EMN	B	\$988,335	13,500	1	DIR	12/7/18	\$73.21	\$71.50	10,013	1,750
🟢🟢🟢	+0	12/12/18	Amkor Tech	AMKR	B	\$949,000	150,000	1	CEO,DIR,PR	12/11/18	\$6.33	\$6.37	1,526	970
🟢🟢🟢	+0	11/21/18	Brookfield Prop Reit	BPR	B	\$827,500	50,000	1	O	12/10/18	\$16.55	\$16.44	2,093	3,240
🟢🟢🟢	+0	12/10/18	Renasant	RNST	B	\$823,743	25,000	1	VP	12/10/18	\$32.95	\$31.07	1,824	280
🟢🟢🟢	+0	12/10/18	Legacy Reserves	LGCY	B	\$745,118	383,751	1	BO	12/10/18	\$1.94	\$1.39	148	950
🟢🟢🟢	+0	12/14/18	Cumulus Media	CMLS	B	\$612,640	61,000	1	BO	12/13/18	\$10.04	\$10.75	177	20
🟢🟢🟢	+0	11/16/18	Tellurian	TELL	B	\$591,840	87,680	1	DIR	12/13/18	\$6.75	\$6.88	1,655	1,650
🟢🟢🟢	+0	10/30/18	Safety Inc & Growth	SAFE	AB	\$514,508	26,866	1	BO	12/13/18	\$19.15	\$19.23	351	30
🟢🟢🟢	+0	12/13/18	Brightview	BV	B	\$339,000	30,000	2	CEO,DIR,O	12/14/18	\$11.30	\$10.80	1,128	650
🟢🟢🟢	+0	12/13/18	Micron Tech	MU	OE*	\$333,000	50,000	1	GC,LO,SEC,VP	12/12/18	\$6.66	\$34.20	38,307	30,830
🟢🟢🟢	+0	11/15/18	Metropolitan Bank	MCB	OE*	\$300,000	10,000	1	CEO,DIR,PR	12/14/18	\$30.00	\$33.42	274	20
🟢🟢🟢	+0	12/14/18	SeaChange Intl	SEAC	B	\$297,145	222,463	1	BO	12/13/18	\$1.34	\$1.34	48	400
🟢🟢🟢	+0	11/2/18	Chicken Soup for Soul	CSSE	B	\$271,996	33,551	1	BO	12/7/18	\$8.11	\$8.94	105	30
🟢🟢🟢	+0	11/14/18	Aerpio Pharm	ARPO	B	\$248,582	120,000	1	BO,DIR	12/14/18	\$2.07	\$2.04	83	60
🟢🟢🟢	+0	12/10/18	Conifer	CNFR	B	\$229,500	51,000	1	DIR	12/10/18	\$4.50	\$5.04	43	20
🟢🟢🟢	+0	12/13/18	Independent Bank	IBTX	B	\$225,014	4,470	3	DIR,LO,VCB	12/13/18	\$50.34	\$47.68	1,453	260
🟢🟢🟢	+0	12/7/18	Haynes Intl	HAYN	OE*,OB	\$215,337	12,084	3	SO,VP	12/14/18	\$17.82	\$28.33	354	80
🟢🟢🟢	+0	12/12/18	Hilton Grand Vacations	HGV	B	\$199,753	7,000	1	DIR	12/10/18	\$28.54	\$28.12	2,725	1,470
🟢🟢🟢	+0	12/12/18	Amer Woodmark	AMWD	B	\$187,930	3,100	2	CFO,DIR,PR,VP	12/11/18	\$60.62	\$58.65	1,013	230
🟢🟢🟢	+0	12/13/18	Air Lease	AL	B	\$174,410	5,000	1	CB,DIR	12/14/18	\$34.88	\$33.28	3,692	1,040
🟢🟢🟢	+0	12/10/18	Luther Burbank	LBC	B	\$174,384	17,600	2	BO,DIR	12/12/18	\$9.91	\$8.94	506	110
🟢🟢🟢	+0	12/10/18	Jacobs Engineering	JEC	OB	\$163,840	4,000	1	DIR	12/6/18	\$40.96	\$58.70	8,355	1,850
🟢🟢🟢	+0	12/10/18	Comfort Sys USA	FIX	B	\$162,925	3,500	1	CB,DIR	12/7/18	\$46.55	\$45.08	1,675	260
🟢🟢🟢	+0	11/20/18	TransAtlantic Petrol	TAT	B	\$132,901	130,743	1	BO,CEO,DIR	12/13/18	\$1.02	\$1.04	53	80
🟢🟢🟢	+0	11/28/18	Catchmark Timber Tr	CTT	B	\$119,600	15,000	3	DIR,VP	12/13/18	\$7.97	\$7.88	386	470

See last page for the Key to Ratings, Titles & Transaction Type codes.

Continued on Next Page

InsiderInsights Ratings of Latest Insider Purchases (Continued)

InsiderInsights Ratings of Companies with Form 4 Purchases and Accumulations Filed at the SEC in the Past Week

Sorted by: Insider Rating, then Total Transaction Value.

Generated with Special Screens tool at InsiderInsights.com using Pre-Programmed Screen: "Ratings of Latest Purchases"

Insider Rating*	Rating Date	Company	Ticker	Trans Type(s)*	Total Purch Value	Shares Bought	# Insiders - Title(s)*	Latest Trans Date	Ave. Purch Price	Recent Price	Mkt Cap (mm)	10-Day Ave Vol (m)	
○○○	+0	12/11/18	Assured Guaranty	AGO	OB	\$117,249	6,723	1 O	12/10/18	\$17.44	\$38.32	4,049	600
○○○	+0	12/13/18	Falcon Minerals	FLMN	B	\$115,750	15,000	1 DIR	12/12/18	\$7.72	\$7.35	631	530
○○○	+0	12/12/18	Schlumberger Limited	SLB	OB	\$113,535	3,000	1 TR,VP	12/11/18	\$37.85	\$39.10	54,146	16,210
○○○	+0	12/14/18	Berkshire Hills Banc	BHLB	B	\$113,433	4,000	1 DIR	12/14/18	\$28.36	\$28.07	1,275	420
○○○	+0	12/11/18	Sierra Oncology	SRRA	B	\$108,240	66,000	1 DIR	12/10/18	\$1.64	\$1.40	104	480
○○○	+0	12/10/18	Insteel Ind	IIN	B	\$104,160	4,000	1 DIR	12/7/18	\$26.04	\$24.67	474	100
○○○	+0	12/14/18	Lannett	LCI	B	\$103,900	20,000	2 DIR	12/13/18	\$5.20	\$4.85	191	1,550
○○○	+0	10/30/18	General Dynamics	GD	B	\$100,585	600	1 DIR	12/7/18	\$167.64	\$168.97	50,040	2,160
○○○	0	12/4/18	Seagate Tech PLC	STX	B	\$16,244,301	400,000	1 DIR	12/7/18	\$40.61	\$38.55	11,033	4,100
○○○	0	12/11/18	Equity Res	EQR	OE*	\$8,742,587	444,463	1 CB,DIR	12/7/18	\$19.67	\$69.94	26,750	2,000
○○○	0	11/29/18	Universal Insurance	UVE	OE*	\$8,507,815	391,666	1 CEO,DIR	12/7/18	\$21.72	\$39.61	1,384	240
○○○	0	12/10/18	Natl Health Investors	NHI	OE*	\$5,769,871	91,666	2 CAO,CEO,PR	12/7/18	\$62.94	\$79.31	3,349	280
○○○	0	12/11/18	Equity Lifestyle Prop	ELS	OB	\$3,770,000	200,000	1 CB,DIR	12/7/18	\$18.85	\$100.99	9,064	470
○○○	0	12/13/18	Royal Caribbean	RCL	B	\$1,995,808	18,900	1 CB,CEO,DIR	12/13/18	\$105.60	\$107.09	22,381	1,450
○○○	0	11/13/18	E W Scripps Co	SSP	AB	\$1,200,196	70,956	4 BO	12/14/18	\$16.91	\$16.32	1,317	420
○○○	0	12/12/18	Cadiz	CDZI	B	\$1,096,680	111,000	1 BO	12/10/18	\$9.88	\$9.27	227	140
○○○	0	10/31/18	NovaGold Res	NG	OE*	\$978,000	450,000	1 CEO,DIR,PR	12/13/18	\$2.17	\$3.84	1,242	1,570
○○○	0	12/10/18	Toll Brothers	TOL	OE*	\$721,525	33,250	2 DIR	12/12/18	\$21.70	\$32.22	4,748	5,630
○○○	0	12/14/18	Boyd Gaming	BYD	OB	\$689,181	46,936	2 BO,CB,CFO,DIR,TR,VP	12/14/18	\$14.68	\$23.92	2,684	1,680
○○○	0	12/14/18	WillScot	WSC	B	\$597,500	50,000	1 DIR	12/13/18	\$11.95	\$11.39	1,234	620
○○○	0	11/14/18	Fair Isaac	FICO	OE*	\$539,850	15,000	1 GC,SEC,VP	12/7/18	\$35.99	\$188.07	5,446	330
○○○	0	12/11/18	Wright Medical NV	WMGI	B	\$536,600	20,000	1 DIR	12/10/18	\$26.83	\$27.52	3,442	1,310
○○○	0	12/13/18	Genomic Health	GHDX	OB	\$476,438	24,750	1 DIR	12/11/18	\$19.25	\$69.34	2,505	480
○○○	0	11/20/18	Energizer	ENR	B	\$460,000	10,000	1 CEO,DIR,PR	12/6/18	\$46.00	\$49.59	2,970	980
○○○	0	12/4/18	Astronics	ATRO	OE*	\$383,046	134,402	2 CEO,CFO,DIR,FO,PR	12/6/18	\$2.85	\$31.77	1,152	160
○○○	0	12/14/18	Allscripts Healthcare	MDRX	B	\$370,867	36,765	2 CEO,DIR	12/12/18	\$10.09	\$10.39	1,815	2,730
○○○	0	12/12/18	MSB Finl	MSBF	B	\$314,658	17,900	1 BO,DIR	12/13/18	\$17.58	\$17.60	97	10
○○○	0	12/13/18	Cloudera	CLDR	OB	\$302,415	122,334	1 CFO	12/11/18	\$2.47	\$12.34	1,894	3,770
○○○	0	11/19/18	Williams Industrial Svs	WLMS	JB*,B	\$282,000	130,000	3 BO,DIR	12/11/18	\$2.17	\$2.25	42	20
○○○	0	11/28/18	LPL Finl	LPLA	OE*	\$273,600	13,500	1 DIR	12/12/18	\$20.27	\$59.09	5,124	800
○○○	0	12/3/18	Intel	INTC	AB	\$245,993	5,263	1 CEO	12/6/18	\$46.74	\$47.86	218,433	29,960
○○○	0	12/11/18	ID Sys	IDSY	B	\$224,340	37,220	1 BO	12/7/18	\$6.03	\$5.29	96	250
○○○	0	11/13/18	SIGA Tech	SIGA	OE*	\$208,146	58,965	1 CFO,VP	12/12/18	\$3.53	\$6.95	558	210
○○○	0	11/23/18	United States Steel	X	B	\$203,250	10,000	1 CFO,VP	12/13/18	\$20.33	\$20.02	3,549	8,210
○○○	0	11/14/18	Corcept Therap	CORT	OB	\$189,206	70,000	1 O	12/13/18	\$2.70	\$16.11	1,860	2,840
○○○	0	11/13/18	NCS Multistage	NCSM	B	\$186,848	29,608	2 CFO,DIR	12/13/18	\$6.31	\$6.51	293	160
○○○	0	12/11/18	Byline Banc	BY	B	\$186,244	9,675	2 CEO,DIR,PR	12/14/18	\$19.25	\$18.14	659	80
○○○	0	11/2/18	Affiliated Managers	AMG	OB	\$183,507	2,034	1 DIR	12/12/18	\$90.22	\$95.51	5,031	870
○○○	0	12/11/18	Kroger Co	KR	OE*	\$169,910	13,000	1 DIR	12/7/18	\$13.07	\$29.55	23,564	9,580
○○○	0	10/30/18	Pacific Merc Banc	PMBC	B	\$151,340	20,000	1 CFO,VP	12/13/18	\$7.57	\$7.47	164	60
○○○	0	12/13/18	Centurylink	CTL	B	\$141,160	8,207	1 DIR	12/11/18	\$17.20	\$17.00	18,371	14,070
○○○	0	12/13/18	US Physical Therap	USPH	B	\$132,828	1,200	1 DIR	12/11/18	\$110.69	\$109.27	1,386	110
○○○	0	11/28/18	Destination XL	DXLG	B	\$130,173	51,931	1 BO	12/12/18	\$2.51	\$2.27	112	110
○○○	0	11/30/18	Boston Priv Finl	BPFH	B	\$119,901	10,560	1 VP	12/12/18	\$11.35	\$11.06	933	680
○○○	0	12/13/18	Fastenal	FAST	OB	\$112,500	3,750	1 VP	12/11/18	\$30.00	\$53.87	15,464	2,770
○○○	0	12/12/18	MGP Ingredients	MGPI	B	\$111,000	2,000	1 CEO,DIR,PR	12/14/18	\$55.50	\$56.51	953	230
○○○	0	12/11/18	Camden Natl	CAC	B	\$110,142	3,000	1 DIR	12/11/18	\$36.71	\$36.64	571	30
○○○	0	12/7/18	Nicolet Bank	NCBS	OE*	\$107,960	4,000	1 CFO	12/10/18	\$26.99	\$50.21	478	10
---	+100	11/29/18	Resideo Tech	REZI	B	\$261,681	12,309	2 CFO,O,VP	12/10/18	\$21.26	\$22.53	2,770	1,690
---	+200	12/10/18	Bojangles	BOJA	OE*	\$1,673,688	824,477	3 CB,CEO,CFO,DIR,FO	12/7/18	\$2.03	\$16.04	602	310

See last page for the Key to Ratings, Titles & Transaction Type codes.

InsiderInsights Ratings of Latest Insider Sales

InsiderInsights Ratings of Companies with Form 4 Sales and Distributions Filed at the SEC in the Past Week

Sorted by: Insider Rating, then Total Transaction Value.

Generated with Special Screens tool at InsiderInsights.com using Pre-Programmed Screen: "Ratings of Latest Sales"

Insider Rating*	Rating Date	Company	Ticker	Trans Type(s)*	Total Sale Value	Shares Sold	# Insiders - Title(s)*	Latest Trans Date	Ave. Sale Price	Recent Price	% Pr Below Highs	Mkt Cap (mm)		
●○○	-1	11/19/18	Facebook	FB	AS	\$8,046,601	57,112	2	CAO,COO,DIR	12/10/18	\$140.89	\$144.06	-36%	413,998
●○○	-1	10/4/18	Acorda Therap	ACOR	S	\$6,029,891	360,210	1	BO	12/12/18	\$16.74	\$16.18	-48%	770
●○○	-1	12/14/18	TherapMD	TXMD	OS	\$1,787,530	407,310	3	CEO,CFO,DIR	12/13/18	\$4.39	\$3.87	-40%	921
●○○	-1	12/3/18	Forescout Tech	FSCT	OS,AS	\$1,398,166	52,291	4	CEO,CFO,CO,DIR,GC	12/14/18	\$26.74	\$26.29	-34%	1,127
●○○	-0.5	12/10/18	Keane	FRAC	JS*	\$56,555,952	5,251,249	1	BO	12/6/18	\$10.77	\$8.96	-46%	938
●○○	-0.5	12/13/18	Macerich Co	MAC	S	\$5,256,593	105,574	1	CEO	12/11/18	\$49.79	\$47.77	-29%	6,738
●○○	-0.5	12/4/18	AnaplysBio	ANAB	OS	\$4,687,413	65,585	1	CEO,DIR,PR	12/12/18	\$71.47	\$68.46	-47%	1,831
●○○	-0.5	12/6/18	Arista Networks	ANET	AS	\$2,506,082	11,000	1	CTO,VP	12/10/18	\$227.83	\$220.41	-27%	16,625
●○○	-0.5	12/13/18	Veritone	VERI	S	\$1,243,539	200,000	1	BO	12/12/18	\$6.22	\$5.67	-78%	110
●○○	-0.5	11/21/18	elf Beauty	ELF	OS	\$938,043	86,600	1	CFO,PR	12/10/18	\$10.83	\$9.90	-54%	478
●○○	-0.5	11/14/18	Qorvo	QRVO	AS	\$303,807	5,000	1	CEO,DIR,PR	12/12/18	\$60.76	\$60.52	-30%	7,559
○○○	-0	11/23/18	Walmart	WMT	S	\$442,903,008	4,721,520	3	BO,DIR	12/12/18	\$93.81	\$91.85	-15%	266,848
○○○	-0	12/6/18	Workday	WDAY	AS	\$50,781,110	314,467	2	BO,DIR,GC,SEC,VP	12/10/18	\$161.48	\$162.03	-7%	35,323
○○○	-0	11/21/18	Inspire Medical Sys	INSP	JS*	\$46,279,736	1,230,844	3	DIR	12/11/18	\$37.60	\$41.36	-35%	947
○○○	-0	12/12/18	Okta	OKTA	S	\$40,437,748	620,195	1	DIR	12/12/18	\$65.20	\$66.81	-14%	7,378
○○○	-0	11/9/18	Square	SQ	AS	\$38,687,720	606,070	2	BO,CB,CEO,DIR,PR	12/12/18	\$63.83	\$62.14	-36%	25,695
○○○	-0	12/6/18	Twitter	TWTR	AS	\$24,824,227	688,236	2	CFO,DIR	12/13/18	\$36.07	\$35.87	-25%	27,306
○○○	-0	12/3/18	Cracker Barrel	CBRL	S	\$22,684,180	129,600	1	BO	12/13/18	\$175.03	\$171.43	-5%	4,120
○○○	-0	12/13/18	Illinois Tool Works	ITW	OS	\$22,308,993	167,621	2	CB,CEO,CFO,DIR,VP	12/12/18	\$133.09	\$131.04	-26%	43,479
○○○	-0	12/10/18	Zuora	ZUO	S,AS	\$15,685,433	842,070	3	DIR,GC,PR,SEC,VP	12/12/18	\$18.63	\$18.24	-50%	1,979
○○○	-0	11/14/18	RealPage	RP	AS	\$13,218,484	255,326	2	BO,CB,CEO,DIR,PR	12/12/18	\$51.77	\$48.11	-22%	4,518
○○○	-0	11/21/18	HMS	HMSY	OS,S	\$9,568,788	277,396	7	CAO,CB,CEO,CFO,DIR	12/12/18	\$34.50	\$31.91	-7%	2,678
○○○	-0	12/13/18	Fate Therap	FATE	S	\$8,511,873	507,528	1	DIR	12/12/18	\$16.77	\$15.88	-7%	1,025
○○○	-0	10/16/18	Veeva Sys	VEEV	AS,OS	\$7,821,062	86,419	3	CFO,DIR,GC,SEC,VP	12/12/18	\$90.50	\$91.39	-15%	13,279
○○○	-0	11/9/18	Amphastar Pharm	AMPH	OS,S	\$7,597,962	355,665	4	BO,CEO,DIR	12/13/18	\$21.36	\$20.32	-5%	937
○○○	-0	11/14/18	Grand Canyon Ed	LOPE	AS,OS	\$6,904,670	62,000	4	CEO,CFO,COO,DIR,IO	12/11/18	\$111.37	\$106.43	-15%	5,123
○○○	-0	11/30/18	AbbVie	ABBV	AS	\$6,895,438	76,850	2	CB,CEO,DIR,FO,VP	12/12/18	\$89.73	\$85.61	-29%	128,776
○○○	-0	12/11/18	Synopsys	SNPS	OS,AS	\$6,569,099	73,611	3	CB,CEO,DIR,PR,SO,VP	12/10/18	\$89.24	\$87.65	-14%	13,024
○○○	-0	11/13/18	Palo Alto Networks	PANW	AS	\$6,156,752	34,500	2	CTO,DIR,VP	12/11/18	\$178.46	\$184.03	-26%	17,461
○○○	-0	12/6/18	Alphabet	GOOG	OS	\$6,090,768	5,688	1	VP	12/12/18	\$1,071	\$1,052	-17%	728,069
○○○	-0	12/12/18	RingCentral	RNG	AS,S,OS	\$5,131,944	59,874	3	BO,CB,CEO,COO,DIR	12/13/18	\$85.71	\$82.47	-13%	6,625
○○○	-0	11/1/18	Amer Tower	AMT	OS	\$5,047,733	30,463	2	CFO,GC,SEC,VP	12/7/18	\$165.70	\$166.60	-2%	73,385
○○○	-0	12/13/18	Turtle Beach	HEAR	AS	\$5,016,512	289,923	1	BO	12/13/18	\$17.30	\$16.49	-50%	235
○○○	-0	12/13/18	Proofpoint	PFPT	OS	\$4,750,157	50,000	1	CEO,DIR	12/13/18	\$95.00	\$89.06	-27%	4,867
○○○	-0	11/14/18	Vector	VGR	S	\$4,712,000	400,000	1	DIR	12/7/18	\$11.78	\$10.37	-46%	1,461
○○○	-0	12/7/18	AutoZone	AZO	OS	\$4,501,994	5,090	3	DIR,GC,SEC,VP	12/14/18	\$884.48	\$871.24	-1%	22,268
○○○	-0	10/17/18	salesforcecom	CRM	AS,OS	\$4,420,630	31,749	4	CB,CEO,CFO,DIR,HR	12/14/18	\$139.24	\$137.04	-12%	104,836
○○○	-0	9/18/18	Floor & Decor	FND	OS	\$4,356,250	140,000	1	DIR	12/6/18	\$31.12	\$26.76	-47%	2,605
○○○	-0	11/28/18	Loxo Oncology	LOXO	OS	\$4,267,824	31,500	3	CEO,DIR,FO,O,PR,VP	12/11/18	\$135.49	\$138.87	-35%	4,251
○○○	-0	12/12/18	Waters	WAT	OS,JS*	\$3,996,817	21,028	1	PR,VP	12/11/18	\$190.07	\$188.97	-14%	14,314
○○○	-0	9/18/18	Docusign	DOCU	AS,OS	\$3,923,947	93,624	1	OO,PR	12/12/18	\$41.91	\$42.89	-38%	7,088
○○○	-0	11/14/18	Burlington Stores	BURL	OS	\$3,809,406	24,071	2	CEO,DIR,O,PR	12/10/18	\$158.26	\$158.30	-13%	10,671
○○○	-0	12/4/18	Splunk	SPLK	AS	\$3,793,289	35,416	6	CEO,CTO,DIR,GC,OO	12/12/18	\$107.11	\$105.26	-20%	15,556
○○○	-0	11/16/18	Clorox Co	CLX	S	\$3,603,921	22,060	2	CAO,CT,VP	12/7/18	\$163.37	\$164.52	-3%	21,001
○○○	-0	12/10/18	Mesa LABS	MLAB	OS,S	\$3,549,378	16,700	2	DIR	12/10/18	\$212.54	\$207.33	-6%	799
○○○	-0	11/19/18	Morningstar	MORN	AS	\$3,438,167	30,163	1	BO,CB,DIR	12/12/18	\$113.99	\$114.42	-20%	4,881
○○○	-0	11/15/18	Cabot MicroElectr	CCMP	OS	\$3,311,461	34,473	1	CTO,VP	12/11/18	\$96.06	\$94.32	-22%	2,406
○○○	-0	11/15/18	AmeriCold Rlty Tr	COLD	OS	\$3,245,456	118,239	1	HR,VP	12/13/18	\$27.45	\$27.10	-2%	4,007
○○○	-0	12/4/18	Entergy	ETR	OS	\$3,215,970	35,733	3	COO,GC,SEC,VP	12/12/18	\$90.00	\$89.78	-1%	16,263
○○○	-0	12/12/18	CDW	CDW	AS,OS	\$3,215,838	35,116	3	DIR,O	12/12/18	\$91.58	\$87.71	-6%	13,155

See last page for the Key to Ratings, Titles & Transaction Type codes.

Continued on Next Page

InsiderInsights Ratings of Latest Insider Sales (Continued)

InsiderInsights Ratings of Companies with Form 4 Sales and Distributions Filed at the SEC in the Past Week

Sorted by: Insider Rating, then Total Transaction Value.

Generated with Special Screens tool at InsiderInsights.com using Pre-Programmed Screen: "Ratings of Latest Sales"

Insider Rating*	Rating Date	Company	Ticker	Trans Type(s)*	Total Sale Value	Shares Sold	# Insiders - Title(s)*	Latest Trans Date	Ave. Sale Price	Recent Price	% Pr Below Highs	Mkt Cap (mm)		
○○○	-0	12/12/18	Charles River LABS Intl	CRL	OS	\$3,194,652	25,123	1	CB,CEO,DIR,PR	12/10/18	\$127.16	\$124.96	-8%	6,010
○○○	-0	11/20/18	Semtech	SMTC	OS	\$2,928,901	60,740	1	CEO,DIR,PR	12/12/18	\$48.22	\$46.82	-20%	3,081
○○○	-0	11/13/18	Eli Lilly & Co	LLY	AS	\$2,822,959	25,000	1	OO,PR,VP	12/10/18	\$112.92	\$111.93	-6%	118,570
○○○	-0	10/31/18	TPI Composites	TPIC	S,AS	\$2,772,280	105,783	2	DIR	12/13/18	\$26.21	\$24.77	-19%	855
○○○	-0	10/2/18	HP	HPQ	AS	\$2,669,619	116,134	1	CEO,DIR,PR	12/11/18	\$22.99	\$22.01	-15%	34,192
○○○	-0	11/8/18	CME	CME	S	\$2,623,300	13,687	2	DIR,FO	12/12/18	\$191.66	\$187.64	-3%	67,133
○○○	-0	11/30/18	Adv Micro Devices	AMD	AS	\$2,616,250	125,000	1	CEO,DIR,PR	12/6/18	\$20.93	\$19.90	-39%	19,888
○○○	-0	12/6/18	Mongodb	MDB	OS,AS	\$2,609,849	29,000	2	AO,DIR	12/12/18	\$89.99	\$90.58	-4%	4,855
○○○	-0	10/25/18	Esterline Tech	ESL	OS	\$2,317,226	19,090	2	CAO,CT,PR,VP	12/7/18	\$121.38	\$121.49	0%	3,583
○○○	-0	11/20/18	Thermo Fisher Sci	TMO	OS	\$2,293,775	9,500	1	CFO,VP	12/7/18	\$241.45	\$234.19	-5%	94,279
○○○	-0	12/10/18	Evertec	EVTCT	S	\$2,262,205	84,378	2	VP	12/13/18	\$26.81	\$27.42	-8%	1,995
○○○	-0	11/6/18	Lennox Intl	LII	AS	\$2,183,062	10,352	5	CB,CEO,CFO,COO,DIR	12/13/18	\$210.88	\$213.88	-6%	8,616
○○○	-0	11/5/18	Lendingtree	TREE	OS	\$1,929,950	8,000	1	DIR	12/6/18	\$241.24	\$231.76	-40%	2,973
○○○	-0	12/4/18	KEMET	KEM	AS	\$1,898,832	100,000	1	CFO,VP	12/11/18	\$18.99	\$17.38	-36%	998
○○○	-0	9/11/18	Monolithic Power	MPWR	AS	\$1,802,346	15,000	1	DIR	12/10/18	\$120.16	\$118.62	-21%	5,031
○○○	-0	10/29/18	TransUnion	TRU	OS	\$1,789,229	29,322	1	VP	12/13/18	\$61.02	\$58.95	-23%	10,923
○○○	-0	11/5/18	Chemed	CHE	S	\$1,722,691	5,709	1	VP	12/11/18	\$301.75	\$287.88	-10%	4,610
○○○	-0	12/10/18	Eidos Therap	EIDX	S	\$1,637,930	120,797	1	BO	12/10/18	\$13.56	\$16.27	-46%	598
○○○	-0	12/6/18	EVO Payments	EVOP	S	\$1,617,961	64,900	2	PR	12/11/18	\$24.93	\$24.05	-19%	1,951
○○○	-0	11/9/18	CorVel	CRVL	AS	\$1,613,062	24,502	2	BO,CB,DIR	12/13/18	\$65.83	\$64.26	-7%	1,205
○○○	-0	12/12/18	Novocure	NVCR	OS	\$1,563,586	43,781	2	DIR,O	12/12/18	\$35.71	\$35.66	-33%	3,317
○○○	-0	11/21/18	Cornerstone OnD	CSOD	AS	\$1,509,529	29,200	1	CEO,DIR	12/6/18	\$51.70	\$52.51	-13%	3,078
○○○	-0	11/14/18	Workiva	WK	S,AS	\$1,506,540	42,998	3	BO,CEO,CFO,DIR,PR	12/12/18	\$35.04	\$35.10	-14%	1,539
○○○	-0	9/21/18	Exxon Mobil	XOM	S	\$1,434,474	18,648	2	O,SEC,VP	12/14/18	\$76.92	\$75.58	-14%	319,991
○○○	-0	11/9/18	Amedisys	AMED	OS	\$1,431,808	10,645	2	IO,O	12/12/18	\$134.51	\$124.24	-4%	3,962
○○○	-0	12/12/18	DexCom	DXCM	AS,OS	\$1,406,801	11,562	2	CB,CCO,CEO,DIR,GC	12/10/18	\$121.67	\$120.66	-20%	10,720
○○○	-0	11/9/18	Teleflex	TFX	OS	\$1,348,909	5,200	1	CFO,VP	12/7/18	\$259.41	\$247.43	-10%	11,377
○○○	-0	9/17/18	Caseys General Stores	CASY	OS	\$1,340,750	10,000	2	CEO,CFO,DIR,PR,VP	12/12/18	\$134.08	\$134.31	-2%	4,917
○○○	-0	12/12/18	Clearbridge MLP Fd	CEM	S	\$1,323,040	117,568	1	CIO,MD	12/10/18	\$11.25	\$11.31	-35%	796
○○○	-0	11/2/18	illumina	ILMN	AS	\$1,309,675	3,944	2	DIR,OO,VP	12/12/18	\$332.07	\$326.46	-10%	47,990
○○○	-0	12/6/18	Everbridge	EVBG	AS	\$1,280,653	23,700	1	PR	12/12/18	\$54.04	\$53.55	-14%	1,588
○○○	-0	12/14/18	Monster Beverage	MNST	OS	\$1,278,686	23,661	2	DIR,FO,VP	12/13/18	\$54.04	\$52.69	-22%	29,136
○○○	-0	11/30/18	Home Depot	HD	OS	\$1,278,172	7,203	1	GC,SEC,VP	12/7/18	\$177.45	\$172.29	-18%	194,606
○○○	-0	10/22/18	TriNet	TNET	AS	\$1,268,776	30,000	1	DIR	12/6/18	\$42.29	\$42.13	-30%	2,968
○○○	-0	12/14/18	Arrowhead Pharm	ARWR	AS	\$1,266,300	90,000	1	CEO,DIR	12/12/18	\$14.07	\$14.32	-37%	1,321
○○○	-0	11/8/18	Alexandria RE Equities	ARE	S	\$1,262,600	10,000	1	CB,DIR	12/11/18	\$126.26	\$122.50	-6%	13,172
○○○	-0	11/9/18	Seattle Genetics	SGEN	OS	\$1,203,545	20,148	1	CEO,DIR,PR	12/10/18	\$59.74	\$60.48	-29%	9,760
○○○	-0	11/27/18	Cisco Sys	CSCO	S	\$1,199,503	25,000	1	DIR	12/12/18	\$47.98	\$45.82	-3%	206,005
○○○	-0	12/6/18	D R Horton	DHI	OS	\$1,150,949	31,000	1	COO,VP	12/7/18	\$37.13	\$35.50	-30%	13,358
○○○	-0	11/20/18	UniFirst	UNF	OS	\$1,136,397	8,000	1	BO,DIR,TR,VP	12/14/18	\$142.05	\$139.93	-26%	2,679
○○○	-0	12/10/18	Emcor	EME	OS,S	\$1,107,266	25,000	1	DIR	12/11/18	\$44.29	\$63.51	-71%	3,656
○○○	-0	12/13/18	VMware	VMW	S	\$1,073,020	6,500	1	CFO,VP	12/12/18	\$165.08	\$158.58	-3%	65,001
○○○	-0	11/20/18	Church & Dwight Co	CHD	OS	\$1,072,000	16,000	1	DIR	12/11/18	\$67.00	\$68.73	-4%	16,924
○○○	-0	11/7/18	Bottomline Tech	EPAY	S	\$1,036,655	20,592	2	CEO,CFO,DIR,PR	12/7/18	\$50.34	\$49.32	-33%	2,125
○○○	-0	11/26/18	Boston Beer	SAM	AS	\$1,030,975	3,749	1	BO,CB,DIR	12/12/18	\$275.00	\$269.03	-17%	3,126
○○○	-0	11/14/18	Fidelity Natl Info Svcs	FIS	OS	\$1,016,186	9,506	1	CAO	12/12/18	\$106.90	\$104.59	-4%	34,252
○○○	-0	12/14/18	Great Lakes Dredge	GLDD	S	\$941,495	125,000	1	DIR	12/14/18	\$7.53	\$7.31	-5%	457
○○○	-0	11/19/18	Omega Healthcare	OHI	AS	\$931,200	25,000	1	O	12/11/18	\$37.25	\$36.70	-3%	7,366
○○○	-0	12/11/18	BSB Banc	BLMT	OS	\$919,528	29,825	2	CEO,DIR,PR,VP	12/13/18	\$30.83	\$29.90	-15%	292
○○○	-0	12/12/18	Bio-Rad LABS	BIO	JS*	\$917,977	3,616	3	CT,OO,VP	12/14/18	\$253.87	\$247.82	-26%	7,423

See last page for the Key to Ratings, Titles & Transaction Type codes.

Continued on Next Page

InsiderInsights Ratings of Latest Insider Sales (Continued)

InsiderInsights Ratings of Companies with Form 4 Sales and Distributions Filed at the SEC in the Past Week

Sorted by: Insider Rating, then Total Transaction Value.

Generated with Special Screens tool at InsiderInsights.com using Pre-Programmed Screen: "Ratings of Latest Sales"

Insider Rating*	Rating Date	Company	Ticker	Trans Type(s)*	Total Sale Value	Shares Sold	# Insiders - Title(s)*	Latest Trans Date	Ave. Sale Price	Recent Price	% Pr Below Highs	Mkt Cap (mm)	
○○○	-0	11/5/18	Electronic Arts	EA	AS	\$892,768	10,500	1 CFO,COO	12/11/18	\$85.03	\$80.16	-44%	24,219
○○○	-0	12/6/18	Dropbox	DBX	AS	\$890,588	40,695	2 GC,O	12/6/18	\$21.88	\$22.60	-50%	9,187
○○○	-0	12/7/18	Quanerix	QTRX	S,OS	\$871,477	45,000	2 CFO,FO,VP	12/14/18	\$19.37	\$18.44	-21%	409
○○○	-0	11/20/18	Homology Medicines	FIXX	S	\$810,059	31,150	2 BO,DIR	12/10/18	\$26.01	\$24.28	-2%	910
○○○	-0	12/7/18	Coupa Software	COUP	OS	\$795,454	12,118	2 AO,O	12/12/18	\$65.64	\$64.53	-23%	3,836
○○○	-0	12/14/18	ExtService	EXLS	S,AS,OS	\$792,060	14,476	3 DIR,HR,VP	12/12/18	\$54.72	\$55.00	-17%	1,884
○○○	-0	11/20/18	PetIQ	PETQ	AS	\$776,710	25,500	2 CFO,DIR,VP	12/13/18	\$30.46	\$29.85	-31%	841
○○○	-0	12/11/18	Imax	IMAX	S	\$764,041	41,800	3 CEO,DIR,LO,VP	12/10/18	\$18.28	\$19.48	-30%	1,219
○○○	-0	12/12/18	Hewlett Packard	HPE	AS	\$755,626	51,939	2 CT,PR,VP	12/11/18	\$14.55	\$14.22	-25%	19,889
○○○	-0	12/10/18	Customers Banc	CUBI	S	\$724,088	40,110	1 COO,PR	12/11/18	\$18.05	\$17.82	-44%	565
○○○	-0	12/11/18	Scotts Miracle-Gro	SMG	OS	\$709,048	10,156	1 COO,PR	12/7/18	\$69.82	\$63.51	-37%	3,514
○○○	-0	11/14/18	Boingo Wireless	WIFI	OS	\$705,080	30,000	1 CEO,DIR	12/12/18	\$23.50	\$21.25	-35%	903
○○○	-0	12/11/18	PPL	PPL	OS	\$694,714	22,410	1 GC,SEC,VP	12/7/18	\$31.00	\$30.59	-9%	22,031
○○○	-0	11/16/18	Premier	PINC	OS	\$684,360	18,000	1 HR,VP	12/10/18	\$38.02	\$37.92	-20%	5,056
○○○	-0	11/6/18	Charles Schwab	SCHW	OS	\$684,116	16,387	1 DIR	12/13/18	\$41.75	\$41.19	-31%	55,625
○○○	-0	11/8/18	Watts Water Tech	WTS	OS	\$641,307	9,173	1 PR	12/10/18	\$69.91	\$70.18	-25%	2,393
○○○	-0	12/10/18	Fox Factory	FOXF	S	\$630,308	9,701	2 CFO,DIR,TR	12/11/18	\$64.97	\$61.48	-17%	2,336
○○○	-0	12/3/18	Henry Schein	HSIC	S	\$626,373	7,425	1 LO,SEC,VP	12/10/18	\$84.36	\$80.52	-8%	12,274
○○○	-0	9/24/18	Magellan Midstream LP	MMP	S	\$581,368	10,000	1 VP	12/10/18	\$58.14	\$58.03	-23%	13,242
○○○	-0	11/21/18	Beigene	BGNE	AS	\$561,863	4,138	1 CEO,DIR	12/10/18	\$135.78	\$133.85	-38%	7,682
○○○	-0	11/9/18	Johnson & Johnson	JNJ	S	\$536,638	3,643	1 CAO,CT	12/13/18	\$147.31	\$133.00	-1%	356,703
○○○	-0	12/6/18	HubSpot	HUBS	OS	\$530,541	4,140	1 DIR	12/10/18	\$128.15	\$132.41	-21%	5,195
○○○	-0	12/10/18	Natl Bank	NBHC	S	\$527,786	15,136	1 CEO,DIR	12/6/18	\$34.87	\$32.64	-16%	1,004
○○○	-0	10/11/18	QUALCOMM	QCOM	AS	\$524,895	9,048	1 GC,VP	12/13/18	\$58.01	\$57.62	-24%	69,845
○○○	-0	12/12/18	T Rowe Price	TROW	S	\$523,930	5,681	1 VP	12/10/18	\$92.22	\$91.97	-28%	22,133
○○○	-0	12/11/18	Carecom	CRCM	S	\$514,953	30,561	4 CEO,CFO,CTO,DIR,GC	12/11/18	\$16.85	\$17.04	-27%	542
○○○	-0	10/3/18	Vail Resorts	MTN	S	\$512,203	2,134	1 DIR	12/12/18	\$240.02	\$224.55	-21%	9,060
○○○	-0	10/2/18	Walt Disney Co	DIS	OS	\$508,690	4,500	1 FO,VP	12/12/18	\$113.04	\$112.20	-6%	167,029
○○○	-0	11/6/18	Verisign	VRSN	S	\$497,673	3,300	1 GC,SEC,VP	12/6/18	\$150.81	\$152.67	-15%	18,456
○○○	-0	11/13/18	AlarmCom Hldg	ALRM	S	\$496,800	10,000	1 CEO,DIR,PR	12/10/18	\$49.68	\$53.09	-18%	2,549
○○○	-0	11/1/18	Smartsheet	SMAR	AS	\$493,336	20,000	1 CEO,DIR,PR	12/10/18	\$24.67	\$24.77	-27%	2,569
○○○	-0	12/14/18	Dominion En Midstr LP	DM	S	\$482,096	25,100	3 CEO,CFO,DIR,GC,PR	12/12/18	\$19.21	\$19.36	-41%	2,451
○○○	-0	10/16/18	ViaSat	VSAT	AS	\$464,401	7,013	1 VP	12/11/18	\$66.22	\$64.53	-18%	3,849
○○○	-0	10/5/18	Vocera Comms	VCRA	OS,AS	\$455,631	11,500	2 CB,CEO,DIR,PR	12/7/18	\$39.62	\$40.58	-7%	1,240
○○○	-0	9/21/18	Pure Storage	PSTG	OS	\$453,577	25,000	1 CFO	12/6/18	\$18.14	\$17.13	-38%	4,139
○○○	-0	11/19/18	NV5 Global	NVEE	S	\$452,126	7,000	1 DIR,VP	12/12/18	\$64.59	\$63.43	-33%	792
○○○	-0	11/13/18	Qualys	QLYS	OS	\$445,370	5,796	2 GC,O,SEC,VP	12/10/18	\$76.84	\$79.94	-22%	3,148
○○○	-0	11/2/18	Badger Meter	BMI	S	\$435,787	8,000	1 CT,VP	12/13/18	\$54.47	\$54.49	-5%	1,586
○○○	-0	12/4/18	Tech Data	TECD	S	\$435,204	5,000	1 CIO,VP	12/11/18	\$87.04	\$83.60	-20%	3,120
○○○	-0	10/17/18	Zendesk	ZEN	OS	\$429,586	7,000	1 LO,VP	12/12/18	\$61.37	\$59.86	-16%	6,408
○○○	-0	10/26/18	Microsoft	MSFT	S	\$422,000	4,000	1 SO,VP	12/10/18	\$105.50	\$106.03	-9%	813,910
○○○	-0	12/12/18	Casella Waste Sys	CWST	S	\$421,760	14,000	2 DIR	12/14/18	\$30.13	\$30.37	-11%	1,304
○○○	-0	11/28/18	Healthcare Rlty Tr	HR	S	\$410,239	13,593	1 DIR	12/12/18	\$30.18	\$30.27	-11%	3,791
○○○	-0	11/5/18	Life Storage	LSI	S	\$405,008	4,006	1 COO	12/14/18	\$101.10	\$101.31	-2%	4,721
○○○	-0	12/11/18	Stryker	SYK	S	\$404,289	2,361	1 IO,VP	12/7/18	\$171.24	\$166.56	-5%	62,325
○○○	-0	12/10/18	Trecora Res	TREC	S	\$402,895	48,079	1 CB,DIR	12/12/18	\$8.38	\$8.21	-45%	201
○○○	-0	12/11/18	Essex Prop Tr	ESS	OS,AS	\$395,813	1,497	3 CEO,CFO,PR,VP	12/11/18	\$264.40	\$262.28	-1%	17,328
○○○	-0	10/1/18	Omnicell	OMCL	AS	\$390,800	5,574	1 CFO,VP	12/10/18	\$70.11	\$66.28	-12%	2,626
○○○	-0	11/14/18	ServiceNow	NOW	OS	\$379,797	2,031	1 O	12/12/18	\$187.00	\$181.98	-9%	32,629
○○○	-0	11/6/18	Irhythm Tech	IRTC	OS	\$379,453	5,176	1 SO,VP	12/7/18	\$73.31	\$72.34	-26%	1,749

See last page for the Key to Ratings, Titles & Transaction Type codes.

Continued on Next Page

InsiderInsights Ratings of Latest Insider Sales (Continued)

InsiderInsights Ratings of Companies with Form 4 Sales and Distributions Filed at the SEC in the Past Week

Sorted by: Insider Rating, then Total Transaction Value.

Generated with Special Screens tool at InsiderInsights.com using Pre-Programmed Screen: "Ratings of Latest Sales"

Insider Rating*	Rating Date	Company	Ticker	Trans Type(s)*	Total Sale Value	Shares Sold	# Insiders - Title(s)*	Latest Trans Date	Ave. Sale Price	Recent Price	% Pr Below Highs	Mkt Cap (mm)	
○○○	-0	11/20/18	Tucows	TCX	S	\$355,351	5,500	1 VP	12/12/18	\$64.61	\$63.61	-10%	675
○○○	-0	11/15/18	PS Business Parks	PSB	S	\$347,916	2,500	1 DIR	12/11/18	\$139.17	\$139.92	-3%	3,826
○○○	-0	12/6/18	New Relic	NEWR	AS	\$343,160	4,000	1 O	12/12/18	\$85.79	\$87.17	-25%	4,965
○○○	-0	10/5/18	Atara BioTherap	ATRA	AS	\$332,709	7,800	1 CEO,DIR	12/13/18	\$42.66	\$41.72	-22%	1,905
○○○	-0	12/13/18	ALLETE	ALE	AS	\$324,200	4,000	1 CB,CEO,DIR,PR	12/12/18	\$81.05	\$80.78	-2%	4,154
○○○	-0	11/19/18	Sonoco Prod Co	SON	OS	\$320,296	5,679	1 HR,VP	12/7/18	\$56.40	\$56.00	-4%	5,589
○○○	-0	12/13/18	Jagged Peak Energy	JAG	AS	\$319,047	31,250	1 CFO,VP	12/13/18	\$10.21	\$9.82	-38%	2,094
○○○	-0	12/13/18	Welltower	WELL	OS	\$317,683	4,342	1 BD,VP	12/11/18	\$73.17	\$72.34	-2%	27,174
○○○	0	11/16/18	NeoGenomics	NEO	JS*	\$130,021,744	10,835,145	1 BO	12/14/18	\$12.00	\$13.25	-37%	1,238
○○○	0	11/14/18	JBG SMITH Prop	JBGS	S	\$18,172,518	463,746	1 DIR	12/12/18	\$39.19	\$37.42	-3%	4,525
○○○	0	12/11/18	ID Sys	IDSY	JS*	\$12,244,581	2,111,171	1 BO	12/7/18	\$5.80	\$5.29	-28%	96
○○○	0	11/28/18	CarGurus	CARG	AS,OS	\$12,118,536	340,868	4 BO,CB,CEO,COO,CTO	12/13/18	\$35.55	\$34.76	-39%	3,826
○○○	0	12/6/18	Ebix	EBIX	S,JS*	\$9,260,032	210,000	1 BO	12/11/18	\$44.10	\$43.41	-48%	1,357
○○○	0	11/19/18	Goosehead Insurance	GSHD	AS	\$7,739,143	284,331	3 BO,CEO,DIR	12/13/18	\$27.22	\$27.39	-29%	994
○○○	0	12/13/18	Genomic Health	GHDX	OS,S	\$7,385,613	100,420	2 BO,CFO,DIR	12/12/18	\$73.55	\$69.34	-22%	2,505
○○○	0	12/12/18	Verisk Analytics	VRSK	OS	\$6,123,797	53,125	1 COO,VP	12/11/18	\$115.27	\$113.83	-9%	18,739
○○○	0	11/26/18	Kellogg	K	AS	\$5,993,980	100,000	1 BO	12/10/18	\$59.94	\$60.36	-20%	20,946
○○○	0	12/10/18	Natl Health Investors	NHI	OS	\$5,754,460	71,540	1 O	12/13/18	\$80.44	\$79.31	-1%	3,349
○○○	0	11/14/18	Corcept Therap	CORT	OS,S	\$5,742,028	302,115	3 CEO,CFO,DIR,O	12/12/18	\$19.01	\$16.11	-27%	1,860
○○○	0	11/14/18	Fair Isaac	FICO	OS	\$5,255,306	28,313	1 VP	12/12/18	\$185.61	\$188.07	-22%	5,446
○○○	0	12/13/18	Patrick Ind	PATK	S	\$4,277,045	131,397	1 DIR	12/13/18	\$32.55	\$30.28	-52%	727
○○○	0	12/3/18	Amgen	AMGN	OS	\$3,908,232	20,000	1 DIR	12/6/18	\$195.41	\$192.07	-7%	122,391
○○○	0	11/6/18	Chegg	CHGG	OS	\$3,626,871	121,434	2 CB,CEO,CFO,DIR,PR	12/12/18	\$29.87	\$29.21	-10%	3,356
○○○	0	11/8/18	Public Storage	PSA	OS	\$3,182,058	15,000	1 LO,SEC,VP	12/11/18	\$212.14	\$203.47	-10%	35,478
○○○	0	12/6/18	Hormel Foods	HRL	OS,S	\$2,873,980	64,000	2 CFO,DIR,VP	12/12/18	\$44.91	\$44.57	-3%	23,827
○○○	0	10/26/18	Alteryx	AYX	AS	\$2,849,679	48,500	2 CB,CEO,CFO,DIR	12/10/18	\$58.76	\$64.42	-13%	3,954
○○○	0	12/14/18	Boyd Gaming	BYD	S	\$2,419,400	100,000	1 DIR,VP	12/13/18	\$24.19	\$23.92	-40%	2,684
○○○	0	10/31/18	NovaGold Res	NG	OS	\$2,393,510	705,352	2 CEO,DIR,GC,PR,VP	12/10/18	\$3.39	\$3.84	-63%	1,242
○○○	0	11/20/18	Wayfair	W	AS	\$1,974,929	18,493	2 BO,CEO,DIR,F	12/12/18	\$106.79	\$103.29	-29%	9,332
○○○	0	10/30/18	SendGrid	SEND	OS,AS	\$1,887,362	42,057	3 CEO,DIR,PR,SO,VP	12/6/18	\$44.88	\$44.13	-7%	2,090
○○○	0	11/28/18	LPL Finl	LPLA	OS	\$1,814,071	29,876	1 MD	12/12/18	\$60.72	\$59.09	-17%	5,124
○○○	0	12/14/18	WillScot	WSC	S	\$1,812,000	150,000	1 DIR	12/12/18	\$12.08	\$11.39	-34%	1,234
○○○	0	11/29/18	Ventas	VTR	AS	\$1,668,940	25,676	2 FO,GC,VP	12/6/18	\$65.00	\$62.56	-1%	22,301
○○○	0	12/12/18	MGP Ingredients	MGPI	AS	\$1,627,379	26,862	1 DIR	12/12/18	\$60.58	\$56.51	-40%	953
○○○	0	11/16/18	QuinStreet	QNST	S,OS	\$1,509,151	94,197	2 CEO,DIR	12/12/18	\$16.02	\$15.93	-10%	785
○○○	0	12/10/18	Rocket Pharm	RCKT	S	\$1,462,344	96,500	1 DIR	12/13/18	\$15.15	\$15.32	-42%	680
○○○	0	11/30/18	Tabula Rasa HealthCar	TRHC	AS,S	\$1,345,150	17,733	3 CEO,DIR,PR	12/12/18	\$75.86	\$70.05	-17%	1,434
○○○	0	11/7/18	Tandem Diabetes Care	TNDM	AS,OS	\$1,340,741	36,493	2 GC,SEC,VP	12/12/18	\$36.74	\$35.35	-34%	2,028
○○○	0	11/14/18	Argo Intl	ARGO	OS	\$1,219,065	17,652	2 CFO,DIR	12/12/18	\$69.06	\$67.09	-1%	2,274
○○○	0	12/12/18	Cadiz	CDZI	S	\$1,092,240	111,000	1 BO	12/10/18	\$9.84	\$9.27	-33%	227
○○○	0	12/11/18	Equity Res	EQR	OS	\$966,210	13,416	2 CIO,GC,VP	12/7/18	\$72.02	\$69.94	-1%	26,750
○○○	0	10/1/18	Codexis	CDXS	OS	\$954,041	43,812	1 CEO,DIR,PR	12/7/18	\$21.78	\$19.51	-6%	1,054
○○○	0	11/30/18	Resolute Energy	REN	S	\$910,123	27,790	1 DIR	12/13/18	\$32.75	\$30.68	-17%	711
○○○	0	11/21/18	Pacira Pharm	PCRX	S	\$680,496	14,527	1 DIR	12/13/18	\$46.84	\$45.26	-15%	1,861
○○○	0	11/6/18	Hanesbrands	HBI	AS	\$602,711	40,688	1 PR	12/12/18	\$14.81	\$13.57	-37%	4,895
○○○	0	12/14/18	Allscripts Healthcare	MDRX	S	\$589,233	60,000	1 PR	12/13/18	\$9.82	\$10.39	-39%	1,815
○○○	0	12/6/18	Yext	YEXT	OS,AS	\$575,324	37,000	3 CEO,CTO,DIR	12/13/18	\$15.55	\$15.27	-42%	1,540
○○○	0	11/19/18	Jazz Pharm PLC	JAZZ	OS	\$467,460	3,334	1 GC,VP	12/14/18	\$140.21	\$140.56	-24%	8,479
○○○	0	12/11/18	Kroger Co	KR	OS	\$421,370	14,500	1 VP	12/7/18	\$29.06	\$29.55	-11%	23,564
○○○	0	11/28/18	Helmerich & Payne	HP	S	\$415,268	6,912	1 VP	12/11/18	\$60.08	\$58.48	-20%	6,377

See last page for the Key to Ratings, Titles & Transaction Type codes.

COMPANIES WITH LARGEST AGGREGATE INSIDER PURCHASES

Includes Transaction Types B, AB, & JB*, Filed at the SEC in the past week. Top 50 only.

Generated with Special Screens tool at InsiderInsights.com using Pre-Programmed Screen: "Largest Company Buys (Week) + All Ratings"

Insider Rating*	Rating Date	Company	Ticker	Trans Type(s)*	Total Purch Value	Shares Bought	# Insiders - Title(s)*	Latest Trans Date	Ave. Purch Price	Recent Price	Mkt Cap (mm)	10-Day Ave Vol (m)		
○○○	+0	12/10/18	W R Grace	GRA	B	\$45,173,182	738,847	1	BO	12/13/18	\$61.14	\$61.22	4,101	700
●○○	+1	12/14/18	Ra Pharm	RARX	JB*	\$41,200,008	2,658,065	3	BO,DIR	12/14/18	\$15.50	\$16.29	664	1,080
○○○	+0	12/12/18	Reata Pharm	RETA	B	\$19,751,502	332,478	3	BO,DIR	12/12/18	\$59.41	\$59.47	1,767	200
○○○	0	12/4/18	Seagate Tech PLC	STX	B	\$16,244,301	400,000	1	DIR	12/7/18	\$40.61	\$38.55	11,033	4,100
●○○	+1	12/13/18	Mohawk Ind	MHK	B	\$14,222,645	119,346	2	DIR	12/13/18	\$119.17	\$116.98	8,680	1,140
●○○	+1	12/10/18	Quotient	QTNT	JB*	\$13,065,000	2,010,000	2	BO,DIR	12/11/18	\$6.50	\$7.20	457	540
●○○	+1	12/12/18	Newmark	NMRK	B	\$9,074,133	1,003,792	2	CEO,DIR	12/12/18	\$9.04	\$9.07	2,289	5,270
●○○	+1	10/18/18	Intl Flavors & Frag	IFF	B	\$7,184,857	52,798	1	BO	12/12/18	\$136.08	\$135.50	14,447	1,020
●○○	+1	12/14/18	Fluidigm	FLDM	JB*,B	\$7,020,462	1,035,033	1	BO	12/12/18	\$6.78	\$7.78	369	610
●●○	+2	12/13/18	Live Oak Banc	LOB	B	\$6,642,574	418,800	9	BO,CEO,DIR,GC,PR	12/14/18	\$15.86	\$14.84	596	480
●○○	+0.5	12/10/18	Trinity Ind	TRN	B	\$6,146,365	280,506	1	BO,DIR	12/10/18	\$21.91	\$20.95	3,065	2,340
●○○	+1	11/19/18	AVEO Pharm	AVEO	B	\$4,134,927	2,084,400	9	BO	12/11/18	\$1.98	\$1.95	244	1,550
●○○	+0.5	12/3/18	Entercom Comms	ETM	B	\$3,911,020	600,000	1	CB,DIR	12/13/18	\$6.52	\$6.38	909	1,020
○○○	+0	11/14/18	Exterran	EXTN	B	\$3,394,642	160,140	1	BO	12/13/18	\$21.20	\$19.83	717	210
●●○	+2	12/13/18	Aramark	ARMK	B	\$3,200,503	98,564	2	CB,CEO,DIR,PR	12/13/18	\$32.47	\$32.08	7,915	5,520
●○○	+1	10/3/18	Barings BDC	BBDC	AB,B	\$3,008,623	304,500	2	BO,DIR,FO	12/13/18	\$9.88	\$9.60	492	310
○○○	+0	12/14/18	Second Sight Medical	EYES	JB*	\$2,999,992	3,275,100	1	BO,DIR	12/12/18	\$0.92	\$0.91	67	1,050
●○○	+0.5	9/17/18	Hyster-Yale Materials	HY	AB	\$2,556,014	40,901	16	CB,DIR,O	12/12/18	\$62.49	\$61.64	1,021	50
○○○	+0	12/10/18	Revlon	REV	B	\$2,329,203	96,191	1	BO,DIR	12/11/18	\$24.21	\$24.95	1,318	120
○○○	0	12/13/18	Royal Caribbean	RCL	B	\$1,995,808	18,900	1	CB,CEO,DIR	12/13/18	\$105.60	\$107.09	22,381	1,450
○○○	+0	12/13/18	Valero Energy	VLO	B	\$1,818,375	25,000	1	DIR	12/11/18	\$72.74	\$73.30	31,102	5,350
●●○	+3	11/20/18	Platform Specialty Prod	PAH	B	\$1,796,850	164,250	2	DIR	12/10/18	\$10.94	\$10.91	3,146	1,910
○○○	+0	12/14/18	Yangtze River Port	YRIV	B	\$1,697,437	339,435	1	BO,CEO,DIR	12/13/18	\$5.00	\$3.72	642	1,790
○○○	+0	12/12/18	Methode Electr	MEI	B	\$1,685,474	70,848	1	CEO,DIR	12/11/18	\$23.79	\$22.38	828	740
●○○	+1	10/31/18	GMS	GMS	B	\$1,658,124	106,000	2	DIR	12/12/18	\$15.64	\$15.78	650	1,210
●●○	+2	12/14/18	Compass Diversified	CODI	JB*,B	\$1,657,851	98,161	3	BO,O	12/14/18	\$16.89	\$13.59	814	280
●○○	+1	11/26/18	Sunrun	RUN	B	\$1,645,943	118,546	1	BO	12/11/18	\$13.88	\$13.02	1,456	1,450
○○○	+0	11/7/18	Del Friscos Rest	DFRG	B	\$1,551,512	240,000	1	BO	12/14/18	\$6.46	\$6.50	217	790
●○○	+1	11/19/18	XOMA	XOMA	B	\$1,424,690	97,486	1	BO	12/13/18	\$14.61	\$14.23	120	80
●○○	+1	12/10/18	United Continental	UAL	B	\$1,321,250	15,000	1	DIR	12/7/18	\$88.08	\$87.74	23,906	3,830
○○○	+0	12/11/18	TheStreet	TST	B	\$1,305,084	636,197	1	BO	12/12/18	\$2.05	\$2.05	102	1,830
●○○	+1	12/11/18	Lixte Biotechnology	LIXT	JB*	\$1,250,000	2,500,000	4	BO,DIR	12/7/18	\$0.50	\$0.95	55	10
●○○	+0.5	12/12/18	Achaogen	AKAO	B	\$1,234,194	765,779	1	BO	12/11/18	\$1.61	\$1.62	75	1,140
○○○	0	11/13/18	E W Scripps Co	SSP	AB	\$1,200,196	70,956	4	BO	12/14/18	\$16.91	\$16.32	1,317	420
○○○	0	12/12/18	Cadiz	CDZI	B	\$1,096,680	111,000	1	BO	12/10/18	\$9.88	\$9.27	227	140
●○○	+1	12/11/18	Royce Global Value Tr	RGT	B	\$1,045,712	113,600	2	DIR	12/14/18	\$9.21	\$8.97	94	50
●●○	+3	12/13/18	At Home	HOME	B	\$1,004,595	47,876	4	CFO,DIR	12/11/18	\$20.98	\$19.10	1,214	2,490
○○○	+0	12/10/18	Eastman Chemical	EMN	B	\$988,335	13,500	1	DIR	12/7/18	\$73.21	\$71.50	10,013	1,750
○○○	+0	12/12/18	Amkor Tech	AMKR	B	\$949,000	150,000	1	CEO,DIR,PR	12/11/18	\$6.33	\$6.37	1,526	970
●○○	+1	10/30/18	Lakeland Finl	LKFN	B,JB*	\$945,387	22,332	2	DIR,VP	12/14/18	\$42.33	\$41.20	1,042	100
●○○	+1	11/14/18	RiceBran Tech	RIBT	B	\$935,589	281,901	1	BO	12/11/18	\$3.32	\$3.43	93	230
○○○	+0	11/21/18	Brookfield Prop Reit	BPR	B	\$827,500	50,000	1	O	12/10/18	\$16.55	\$16.44	2,093	3,240
○○○	+0	12/10/18	Renasant	RNST	B	\$823,743	25,000	1	VP	12/10/18	\$32.95	\$31.07	1,824	280
●○○	+1	11/28/18	Otelco	OTEL	B	\$821,493	51,312	1	BO	12/12/18	\$16.01	\$16.25	55	20
●●○	+2	12/13/18	QCR	QCRH	B	\$770,815	22,974	3	CFO,COO,DIR,FO,VP	12/13/18	\$33.55	\$33.34	523	50
○○○	+0	12/10/18	Legacy Reserves	LGCY	B	\$745,118	383,751	1	BO	12/10/18	\$1.94	\$1.39	148	950
●○○	+0.5	12/11/18	Amers Car-Mart	CRMT	B	\$679,469	10,000	1	DIR	12/7/18	\$67.95	\$70.61	478	80
●○○	+0.5	12/11/18	Synergy CHC	SNYR	JB*	\$673,769	1,225,034	1	BO,CEO,DIR,PR	12/10/18	\$0.55	\$0.20	18	20
●○○	+0.5	12/14/18	KLX Energy Svs	KLXE	B	\$673,222	27,300	2	DIR,VP	12/12/18	\$24.66	\$23.76	531	340
○○○	+0	12/14/18	Cumulus Media	CMLS	B	\$612,640	61,000	1	BO	12/13/18	\$10.04	\$10.75	177	20

* See last page for the Key to Ratings, Titles & Transaction Type codes.

COMPANIES WITH LARGEST AGGREGATE FORM 4 SALES

Includes Transaction Types S, AS, JS*, Filed at the SEC in the past week. Top 50 only.

Generated with Special Screens tool at InsiderInsights.com using Pre-Programmed Screen: "Largest Company Sales (Week) + All Ratings"

Insider Rating*	Rating	Date	Company	Ticker	Trans Type(s)*	Total Sale Value	Shares Sold	# Insiders - Title(s)*	Latest Trans Date	Ave. Sale Price	Recent Price	Mkt Cap (mm)	10-Day Ave Vol (m)
○○○	-0	11/23/18	Walmart	WMT	S	\$442,903,008	4,721,520	3 BO,DIR	12/12/18	\$93.81	\$91.85	266,848	9,190
○○○	0	11/16/18	NeoGenomics	NEO	JS*	\$130,021,744	10,835,145	1 BO	12/14/18	\$12.00	\$13.25	1,238	1,440
●○○	-0.5	12/10/18	Keane	FRAC	JS*	\$56,555,952	5,251,249	1 BO	12/6/18	\$10.77	\$8.96	938	1,790
○○○	-0	12/6/18	Workday	WDAY	AS	\$50,781,110	314,467	2 BO,DIR,GC,SEC,VP	12/10/18	\$161.48	\$162.03	35,323	3,910
○○○	-0	11/21/18	Inspire Medical Sys	INSP	JS*	\$46,279,736	1,230,844	3 DIR	12/11/18	\$37.60	\$41.36	947	390
○○○	-0	12/12/18	Okta	OKTA	S	\$40,437,748	620,195	1 DIR	12/12/18	\$65.20	\$66.81	7,378	3,000
○○○	-0	11/9/18	Square	SQ	AS	\$38,687,720	606,070	2 BO,CB,CEO,DIR,PR	12/12/18	\$63.83	\$62.14	25,695	17,690
○○○	-0	12/6/18	Twitter	TWTR	AS	\$24,824,227	688,236	2 CFO,DIR	12/13/18	\$36.07	\$35.87	27,306	25,280
○○○	-0	12/3/18	Cracker Barrel	CBRL	S	\$22,684,180	129,600	1 BO	12/13/18	\$175.03	\$171.43	4,120	500
○○○	0	11/14/18	JBG SMITH Prop	JBGS	S	\$18,172,518	463,746	1 DIR	12/12/18	\$39.19	\$37.42	4,525	740
○○○	-0	9/13/18	Capital City Bank	CCBG	JS*	\$16,059,830	648,882	2 BO	12/10/18	\$24.75	\$24.80	423	20
○○○	-0	12/10/18	Zuora	ZUO	S,AS	\$15,685,433	842,070	3 DIR,GC,PR,SEC,VP	12/12/18	\$18.63	\$18.24	1,979	1,670
○○○	-0	11/14/18	RealPage	RP	AS	\$13,218,484	255,326	2 BO,CB,CEO,DIR,PR	12/12/18	\$51.77	\$48.11	4,518	1,030
○○○	0	12/11/18	ID Sys	IDSY	JS*	\$12,244,581	2,111,171	1 BO	12/7/18	\$5.80	\$5.29	96	250
○○○	0	11/28/18	CarGurus	CARG	AS	\$11,379,014	319,868	3 BO,CB,CEO,CTO,DIR	12/13/18	\$35.57	\$34.76	3,826	770
○○○	0	12/6/18	Ebix	EBIX	JS*,S	\$9,260,032	210,000	1 BO	12/11/18	\$44.10	\$43.41	1,357	610
○○○	-0	12/13/18	Fate Therap	FATE	S	\$8,511,873	507,528	1 DIR	12/12/18	\$16.77	\$15.88	1,025	1,210
●○○	-1	11/19/18	Facebook	FB	AS	\$8,046,601	57,112	2 CAO,COO,DIR	12/10/18	\$140.89	\$144.06	413,998	24,060
○○○	0	11/19/18	Goosehead Insurance	GSHD	AS	\$7,739,143	284,331	3 BO,CEO,DIR	12/13/18	\$27.22	\$27.39	994	160
○○○	-0	12/14/18	Coda Octopus	CODA	JS*	\$7,193,290	1,251,007	1 BO	12/12/18	\$5.75	\$5.90	62	10
○○○	-0	11/30/18	AbbVie	ABBV	AS	\$6,895,438	76,850	2 CB,CEO,DIR,FO,VP	12/12/18	\$89.73	\$85.61	128,776	6,520
○○○	-0	10/16/18	Veeva Sys	VEEV	AS	\$6,879,016	76,156	2 CFO,GC,SEC,VP	12/12/18	\$90.33	\$91.39	13,279	1,770
○○○	0	12/13/18	Genomic Health	GHDX	S	\$6,306,394	85,420	1 BO,DIR	12/12/18	\$73.83	\$69.34	2,505	480
○○○	-0	11/13/18	Palo Alto Networks	PANW	AS	\$6,156,752	34,500	2 CTO,DIR,VP	12/11/18	\$178.46	\$184.03	17,461	2,150
●○○	-1	10/4/18	Acorda Therap	ACOR	S	\$6,029,891	360,210	1 BO	12/12/18	\$16.74	\$16.18	770	980
○○○	0	11/26/18	Kellogg	K	AS	\$5,993,980	100,000	1 BO	12/10/18	\$59.94	\$60.36	20,946	2,770
○○○	-0	11/9/18	Amphastar Pharm	AMPH	S	\$5,702,105	267,830	2 BO,CEO,DIR	12/13/18	\$21.29	\$20.32	937	440
●○○	-0.5	12/13/18	Macerich Co	MAC	S	\$5,256,593	105,574	1 CEO	12/11/18	\$49.79	\$47.77	6,738	1,760
○○○	-0	12/13/18	Turtle Beach	HEAR	AS	\$5,016,512	289,923	1 BO	12/13/18	\$17.30	\$16.49	235	810
○○○	-0	12/11/18	Synopsys	SNPS	AS	\$4,785,587	53,611	2 CB,CEO,DIR,PR	12/10/18	\$89.27	\$87.65	13,024	1,660
○○○	-0	11/14/18	Vector	VGR	S	\$4,712,000	400,000	1 DIR	12/7/18	\$11.78	\$10.37	1,461	2,290
○○○	-0	12/12/18	RingCentral	RNG	AS,S	\$4,634,508	54,032	2 BO,CB,CEO,DIR	12/13/18	\$85.77	\$82.47	6,625	1,040
○○○	0	12/13/18	Patrick Ind	PATK	S	\$4,277,045	131,397	1 DIR	12/13/18	\$32.55	\$30.28	727	390
○○○	-0	10/17/18	salesforcecom	CRM	AS	\$3,811,316	27,429	3 CB,CEO,CFO,DIR,HR	12/14/18	\$138.95	\$137.04	104,836	6,690
○○○	-0	12/4/18	Splunk	SPLK	AS	\$3,793,289	35,416	6 CEO,CTO,DIR,GC,OO	12/12/18	\$107.11	\$105.26	15,556	3,050
○○○	-0	11/16/18	Clorox Co	CLX	S	\$3,603,921	22,060	2 CAO,CT,VP	12/7/18	\$163.37	\$164.52	21,001	1,090
○○○	-0	11/19/18	Morningstar	MORN	AS	\$3,438,167	30,163	1 BO,CB,DIR	12/12/18	\$113.99	\$114.42	4,881	100
○○○	-0	12/10/18	Mesa LABS	MLAB	S	\$3,190,780	15,000	1 DIR	12/10/18	\$212.72	\$207.33	799	40
○○○	0	10/26/18	Alteryx	AYX	AS	\$2,849,679	48,500	2 CB,CEO,CFO,DIR	12/10/18	\$58.76	\$64.42	3,954	960
○○○	-0	11/13/18	Eli Lilly & Co	LLY	AS	\$2,822,959	25,000	1 OO,PR,VP	12/10/18	\$112.92	\$111.93	118,570	4,840
○○○	-0	10/31/18	TPI Composites	TPIC	S,AS	\$2,772,280	105,783	2 DIR	12/13/18	\$26.21	\$24.77	855	210
○○○	-0	10/2/18	HP	HPQ	AS	\$2,669,619	116,134	1 CEO,DIR,PR	12/11/18	\$22.99	\$22.01	34,192	14,450
○○○	-0	11/8/18	CME	CME	S	\$2,623,300	13,687	2 DIR,FO	12/12/18	\$191.66	\$187.64	67,133	2,360
○○○	-0	11/30/18	Adv Micro Devices	AMD	AS	\$2,616,250	125,000	1 CEO,DIR,PR	12/6/18	\$20.93	\$19.90	19,888	99,770
●○○	-0.5	12/6/18	Arista Networks	ANET	AS	\$2,506,082	11,000	1 CTO,VP	12/10/18	\$227.83	\$220.41	16,625	760
○○○	0	12/14/18	Boyd Gaming	BYD	S	\$2,419,400	100,000	1 DIR,VP	12/13/18	\$24.19	\$23.92	2,684	1,680
○○○	-0	9/18/18	Docusign	DOCU	AS	\$2,395,969	56,124	1 OO,PR	12/12/18	\$42.69	\$42.89	7,088	3,210
○○○	-0	12/10/18	Evertec	EVTC	S	\$2,262,205	84,378	2 VP	12/13/18	\$26.81	\$27.42	1,995	620
○○○	0	12/11/18	Novume Solutions	NVMM	JS*	\$2,226,371	4,318,857	2 BO,DIR	12/10/18	\$0.52	\$0.62	12	90
○○○	-0	11/6/18	Lennox Intl	LII	AS,JS*	\$2,203,867	10,452	5 CB,CEO,CFO,COO,DIR	12/13/18	\$210.86	\$213.88	8,616	290

* See last page for the Key to Ratings, Titles & Transaction Type codes.

LARGEST INDIVIDUAL PURCHASES (1-50)

Includes Transaction Types B, AB, JB*, & selected OB.. Top 100 by dollar value, filed at the SEC in the past week.

Note: If Insider Rating Date > 3 Months Old or Insider Rating is Bearish, Recent Buying Activity is Considered Insignificant.

Generated with Special Screens tool at InsiderInsights.com using Pre-Programmed Screen: "Large Individual Buys (Week) + All Ratings".

Insider Rating*	Rating Date	Insider Name	Title(s)	Company	Ticker	Trans Type(s)*	Total Purch Value	Latest Trans Date	Ave. Purch Price	Recent Price	Subsequent Holdings	Delta % Own	Mkt Cap (mm)
○○○	+0 12/10/18	40 North Latitude Fd	BO	W R Grace	GRA	B	\$45,173,182	12/13/18	\$ 61.14	\$61.22	14,637,822	5%	4,101
○○○	0 12/4/18	Valact LP	DIR	Seagate Tech PLC	STX	B	\$16,244,301	12/7/18	\$ 40.61	\$38.55	27,295,160	1%	11,033
●○○	+1 12/14/18	Ra Cap Mgt	BO,DIR	Ra Pharm	RARX	JB*	\$15,600,006	12/12/18	\$ 15.50	\$16.29	4,858,260	26%	664
●○○	+1 12/14/18	Shah Rajeev M	BO,DIR	Ra Pharm	RARX	JB*	\$15,600,006	12/14/18	\$ 15.50	\$16.29	4,858,260	26%	664
●○○	+1 12/13/18	Balcaen Filip	DIR	Mohawk Ind	MHK	B	\$14,163,145	12/13/18	\$ 119.17	\$116.98	2,430,950	5%	8,680
●○○	+1 12/10/18	Perceptive Adv	BO	Quotient	QTNT	JB*	\$13,000,000	12/7/18	\$ 6.50	\$7.20	10,789,054	23%	457
●○○	+1 12/14/18	New Enterprise Associat	BO	Ra Pharm	RARX	JB*	\$9,999,996	12/14/18	\$ 15.50	\$16.29	6,135,234	12%	664
●○○	+1 12/12/18	Gosin Barry M	CEO	Newmark	NMRK	B	\$8,990,333	12/12/18	\$ 9.05	\$9.07	5,837,975	21%	2,289
●○○	+1 10/18/18	Winder Inv Pte	BO	Intl Flavors & Frag	IFF	B	\$7,184,857	12/12/18	\$ 136.08	\$135.50	37,039,716	0%	14,447
●○○	+1 12/14/18	Levin Cap Strategies LFBO		Fluidigm	FLDM	B,JB*	\$7,020,462	12/12/18	\$ 6.78	\$7.78	20,374,983	5%	369
○○○	+0 12/12/18	Cpmg	BO,DIR	Reata Pharm	RETA	B	\$6,583,834	12/12/18	\$ 59.41	\$59.47	281,918	65%	1,767
○○○	+0 12/12/18	Mcgaughy R Kent Jr	BO,DIR	Reata Pharm	RETA	B	\$6,583,834	12/12/18	\$ 59.41	\$59.47	3,023,349	4%	1,767
○○○	+0 12/12/18	Traweek James W Jr	BO	Reata Pharm	RETA	B	\$6,583,834	12/12/18	\$ 59.41	\$59.47	3,023,349	4%	1,767
○●○	+0.5 12/10/18	Boze Brandon B	BO,DIR	Trinity Ind	TRN	B	\$6,146,365	12/10/18	\$ 21.91	\$20.95	21,840,760	1%	3,065
●●○	+2 12/13/18	Mahan James S III	BO,CEO	Live Oak Banc	LOB	B	\$5,378,021	12/12/18	\$ 16.08	\$14.84	3,209,714	12%	596
○●○	+0.5 12/3/18	Field Joseph M	CB,DIR	Entercom Comms	ETM	B	\$3,911,020	12/13/18	\$ 6.52	\$6.38	19,450,688	3%	909
○○○	0 12/11/18	Zell Samuel	CB,DIR	Equity Lifestyle Prop	ELS	OB	\$3,770,000	12/7/18	\$ 18.85	\$100.99	549,511	57%	9,064
○○○	+0 11/14/18	Chai Tr	BO	Exterran	EXTN	B	\$3,394,642	12/13/18	\$ 21.20	\$19.83	2,145,498	8%	717
●●○	+2 12/13/18	Foss Eric J	CB,CEO	Aramark	ARMK	B	\$3,004,183	12/12/18	\$ 32.46	\$32.08	1,679,407	6%	7,915
○○○	+0 12/14/18	Williams Gregg	BO,DIR	Second Sight Medical	EYES	JB*	\$2,999,992	12/12/18	\$ 0.92	\$0.91	36,255,772	10%	67
●○○	+1 10/3/18	Barings	BO,FO	Barings BDC	BBDC	AB	\$2,988,785	12/13/18	\$ 9.88	\$9.60	58,600,145	1%	492
○○○	+0 12/10/18	Perelman Ronald O	BO,DIR	Revlon	REV	B	\$2,329,203	12/11/18	\$ 24.21	\$24.95	90,175,448	0%	1,318
○○○	0 12/13/18	Fain Richard D	CB,CEO	Royal Caribbean	RCL	B	\$1,995,808	12/13/18	\$ 105.60	\$107.09	24,400	344%	22,381
○○○	+0 12/13/18	Weisenburger Randall	JDIR	Valero Energy	VLO	B	\$1,818,375	12/11/18	\$ 72.74	\$73.30	53,717	87%	31,102
○○○	+0 12/14/18	Liu Xiangyao	BO,CEO	Yangtze River Port & Lc	YRIV	B	\$1,697,437	12/13/18	\$ 5.00	\$3.72	339,435	New	642
○○○	+0 12/12/18	Duda Donald W	CEO,DIR	Methode Electr	MEI	B	\$1,685,474	12/11/18	\$ 23.79	\$22.38	70,848	New	828
●●○	+3 11/20/18	Franklin Martin E	DIR	Platform Specialty Prod	PAH	B	\$1,648,350	12/10/18	\$ 10.93	\$10.91	2,219,500	7%	3,146
●○○	+1 11/26/18	Tiger Global Mgt	BO	Sunrun	RUN	B	\$1,645,943	12/11/18	\$ 13.88	\$13.02	17,317,200	1%	1,456
●○○	+1 10/31/18	Ross Ronald R	DIR	GMS	GMS	B	\$1,562,610	12/12/18	\$ 15.63	\$15.78	150,790	197%	650
○○○	+0 11/7/18	Armistice Cap	BO	Del Friscos Rest	DFRG	B	\$1,551,512	12/14/18	\$ 6.46	\$6.50	4,172,000	6%	217
●○○	+1 11/19/18	Bvf Part LP II	BO	XOMA	XOMA	B	\$1,424,690	12/13/18	\$ 14.61	\$14.23	1,350,619	8%	120
●○○	+1 12/10/18	Shapiro Edward	DIR	United Continental	UAL	B	\$1,321,250	12/7/18	\$ 88.08	\$87.74	172,707	10%	23,906
○○○	+0 12/11/18	Cannell Cap	BO	TheStreet	TST	B	\$1,286,306	12/11/18	\$ 2.05	\$2.05	5,611,430	13%	102
○●○	+0.5 12/12/18	Duggan Robert W	BO	Achaogen	AKAO	B	\$1,234,194	12/11/18	\$ 1.61	\$1.62	17,631,270	5%	75
○○○	0 12/12/18	Water Asset Mgt	BO	Cadiz	CDZI	B	\$1,096,680	12/10/18	\$ 9.88	\$9.27	3,078,162	4%	227
●○○	+1 12/11/18	Royce Charles M	DIR	Royce Global Value Tr	RGT	B	\$1,023,320	12/11/18	\$ 9.21	\$8.97	221,503	101%	94
○○○	+0 12/10/18	Raisbeck David W	DIR	Eastman Chemical	EMN	B	\$988,335	12/7/18	\$ 73.21	\$71.50	35,418	62%	10,013
●●○	+2 12/14/18	Anholt Invs	BO	Compass Diversified	CODI	JB*	\$967,558	12/12/18	\$ 18.29	\$13.59	229,092	30%	814
○○○	+0 12/12/18	Kelley Stephen Douglas	CEO,DIR	Amkor Tech	AMKR	B	\$949,000	12/11/18	\$ 6.33	\$6.37	150,000	New	1,526
●○○	+1 11/14/18	Continental Grain	BO	RiceBran Tech	RIBT	B	\$935,589	12/11/18	\$ 3.32	\$3.43	11,151,070	3%	93
○○○	+0 11/21/18	Kingston Brian	O	Brookfield Prop Reit	BPR	B	\$827,500	12/10/18	\$ 16.55	\$16.44	70,000	250%	2,093
○○○	+0 12/10/18	Morgan Bartow Jr	VP	Renasant	RNST	B	\$823,743	12/10/18	\$ 32.95	\$31.07	355,295	8%	1,824
●○○	+1 11/28/18	Sochet Ira	BO	Otelco	OTEL	B	\$821,493	12/12/18	\$ 16.01	\$16.25	1,465,398	4%	55
○●○	+0.5 12/10/18	Quinn Anthony G	CEO,DIR	Aeglea Bio Therap	AGLE	OB	\$751,816	12/7/18	\$ 4.37	\$7.50	267,677	179%	180
○○○	+0 12/10/18	Baines Creek Cap	BO	Legacy Reserves	LGCY	B	\$745,118	12/10/18	\$ 1.94	\$1.39	24,483,752	2%	148
●○○	+1 10/30/18	Welch M Scott	DIR	Lakeland Finl	LKFN	B,JB*	\$713,901	12/12/18	\$ 42.62	\$41.20	174,198	11%	1,042
○●○	+0.5 12/11/18	Englander Daniel J	DIR	Amers Car-Mart	CRMT	B	\$679,469	12/7/18	\$ 67.95	\$70.61	182,965	6%	478
○●○	+0.5 12/11/18	Ross Jack	BO,CEO	Synergy CHC	SNYR	JB*	\$673,769	12/10/18	\$ 0.55	\$0.20	1,225,034	New	18
●●○	+2 12/13/18	Peterson Michael L	DIR	QCR	QCRH	B	\$670,294	12/13/18	\$ 33.51	\$33.34	251,477	9%	523
○○○	+1 12/11/18	Riggs Arthur	BO	Lixte Biotechnology	LIXT	JB*	\$630,000	12/7/18	\$ 0.50	\$0.95	6,110,000	26%	55

See last page for the Key to Ratings, Titles & Transaction Type codes.

Continued on Next Page

LARGEST INDIVIDUAL PURCHASES (Continued 51-100)

Includes Transaction Types B, AB, JB*, & selected OB.. Top 100 by dollar value, filed at the SEC in the past week.

Note: If Insider Rating Date > 3 Months Old or Insider Rating is Bearish, Recent Buying Activity is Considered Insignificant.

Generated with Special Screens tool at InsiderInsights.com using Pre-Programmed Screen: "Large Individual Buys (Week) + All Ratings".

Insider Rating*	Rating Date	Insider Name	Title(s)	Company	Ticker	Trans Type(s)*	Total Purch Value	Latest Trans Date	Ave. Purch Price	Recent Price	Subsequent Holdings	Delta % Own	Mkt Cap (mm)
000	+0	12/14/18	Nimbus Atlas	BO	Cumulus Media	CMLS B	\$612,640	12/13/18	\$ 10.04	\$10.75	1,564,273	4%	177
100	+0.5	10/25/18	Tang Kevin C	BO,CEO	Odonate Therap	ODT B	\$607,937	12/12/18	\$ 15.20	\$15.12	25,544,676	0%	406
000	0	12/14/18	Bartlett Mark S	DIR	WillScot	WSC B	\$597,500	12/13/18	\$ 11.95	\$11.39	119,214	72%	1,234
000	+0	11/16/18	Turkleson Don A	DIR	Tellurian	TELL B	\$591,840	12/13/18	\$ 6.75	\$6.88	129,904	208%	1,655
100	+0.5	9/17/18	Rankin Alfred M	CB,DIR	Hyster-Yale Materials	HY AB	\$586,618	12/12/18	\$ 62.49	\$61.64	476,348	2%	1,021
100	+0.5	9/17/18	Rankin Victoire G	O	Hyster-Yale Materials	HY AB	\$586,618	12/12/18	\$ 62.49	\$61.64	476,348	2%	1,021
100	+0.5	12/12/18	Privet Fd Mgt	BO	Synalloy	SYNL B	\$575,910	12/11/18	\$ 15.57	\$15.53	1,115,044	3%	138
100	+0.5	12/14/18	Roberts Gary J	VP	KLX Energy Svs	KLXE B	\$575,044	12/6/18	\$ 24.68	\$23.76	333,318	8%	531
100	+1	12/6/18	Ecor1 Cap Fd Qual LP	BO	Kura Oncology	KURA B	\$563,362	12/13/18	\$ 13.90	\$14.03	4,220,729	1%	534
100	+0.5	12/11/18	Riley Bryant R	BO,CB	B Riley Finl	RILY B	\$555,022	12/10/18	\$ 17.23	\$19.23	4,396,283	1%	511
000	0	11/13/18	Scripps Eaton M	BO	E W Scripps Co	SSP AB	\$550,860	12/14/18	\$ 16.70	\$16.32	1,068,377	3%	1,317
000	0	12/14/18	Boyd William S	BO,CB	Boyd Gaming	BYD OB	\$538,181	12/12/18	\$ 19.98	\$23.92	19,422,464	0%	2,684
000	0	12/11/18	Wallman Richard F	DIR	Wright Medical NV	WMGI B	\$536,600	12/10/18	\$ 26.83	\$27.52	126,578	19%	3,442
100	+1	12/11/18	Schwartzberg Gil	BO	Lixte Biotechnology	LIXT JB*	\$520,000	12/7/18	\$ 0.50	\$0.95	1,895,068	122%	55
100	+2	12/13/18	Garriott Huntley	PR	Live Oak Banc	LOB B	\$515,448	12/13/18	\$ 14.73	\$14.84	65,000	117%	596
100	+1	12/12/18	Maxwell W Keith III	BO,DIR	Spark Energy	SPKE B	\$514,528	12/7/18	\$ 8.69	\$8.47	2,773,066	2%	295
000	+0	10/30/18	Istar	BO	Safety Inc & Growth	SAFE AB	\$514,508	12/13/18	\$ 19.15	\$19.23	15,139,735	0%	351
000	0	12/13/18	Graham Ginger L	DIR	Genomic Health	GHDX OB	\$476,438	12/11/18	\$ 19.25	\$69.34	51,648	92%	2,505
100	+3	12/13/18	Stone Larry D	DIR	At Home	HOME B	\$475,459	12/11/18	\$ 21.13	\$19.10	29,665	314%	1,214
100	+1	11/14/18	Defranco James	DIR,VP	DISH Network	DISH AB	\$469,600	12/10/18	\$ 31.31	\$30.65	2,647,058	1%	14,334
000	0	11/20/18	Hoskins Alan R	CEO,DIR	Energizer	ENR B	\$460,000	12/6/18	\$ 46.00	\$49.59	223,929	5%	2,970
100	+1	11/19/18	Barris Peter J	BO	AVEO Pharm	AVEO B	\$459,436	12/11/18	\$ 1.98	\$1.95	40,730,876	1%	244
100	+1	11/19/18	Mott David M	BO	AVEO Pharm	AVEO B	\$459,436	12/11/18	\$ 1.98	\$1.95	40,730,876	1%	244
100	+1	11/19/18	Makower Joshua	BO	AVEO Pharm	AVEO B	\$459,436	12/11/18	\$ 1.98	\$1.95	40,730,876	1%	244
100	+1	11/19/18	Sandell Scott D	BO	AVEO Pharm	AVEO B	\$459,436	12/11/18	\$ 1.98	\$1.95	40,730,876	1%	244
100	+1	11/19/18	Baskett Forest	BO	AVEO Pharm	AVEO B	\$459,436	12/11/18	\$ 1.98	\$1.95	40,730,876	1%	244
100	+1	11/19/18	Sonsini Peter W	BO	AVEO Pharm	AVEO B	\$459,436	12/11/18	\$ 1.98	\$1.95	40,730,876	1%	244
100	+1	11/19/18	Florence Anthony A Jr	BO	AVEO Pharm	AVEO B	\$459,436	12/11/18	\$ 1.98	\$1.95	40,730,876	1%	244
100	+1	11/19/18	Makhzoumi Mohamad	BO	AVEO Pharm	AVEO B	\$459,436	12/11/18	\$ 1.98	\$1.95	40,730,876	1%	244
100	+1	11/19/18	Growth Equity Ops Iv	BO	AVEO Pharm	AVEO B	\$459,436	12/11/18	\$ 1.98	\$1.95	40,730,876	1%	244
100	+1	11/21/18	Ajdlar Arnaud	DIR	Hill Intl	HIL B	\$455,382	12/13/18	\$ 3.04	\$3.00	5,547,756	3%	167
100	+2	12/4/18	Loucks Brian Andrew	PR	Keurig Dr Pepper	KDP B	\$454,986	12/10/18	\$ 26.00	\$25.92	102,963	20%	36,006
100	+1	10/25/18	Jolson Joseph A	BO,CEO	JMP	JMP AB	\$439,642	12/13/18	\$ 4.55	\$4.33	9,787,227	1%	92
100	+1	12/10/18	Hanson Bradley C	CEO,DIR	Meta Finl	CASH B	\$428,600	12/6/18	\$ 21.43	\$20.02	369,694	6%	789
100	+0.5	12/10/18	Banister Gaurdie E Jr	DIR	Tyson Foods	TSN B	\$400,107	12/6/18	\$ 58.01	\$55.30	36,322	23%	20,191
100	+1	10/22/18	Niswonger Scott M	DIR	First Horizon Natl	FHN B	\$363,763	12/10/18	\$ 14.55	\$13.56	714,451	4%	4,393
100	+1	11/21/18	Chang Mike F	BO,CEO	Alpha & Omega Semi	AOSL AB	\$361,534	12/10/18	\$ 9.93	\$10.17	4,162,676	1%	242
100	+0.5	12/11/18	Schindler Troy L	OO,VP	HighPoint Res	HPR B	\$360,000	12/10/18	\$ 2.88	\$2.58	150,000	500%	548
100	+2	12/14/18	Sabo Elias	O	Compass Diversified	CODI B	\$355,485	12/12/18	\$ 14.22	\$13.59	585,549	4%	814
100	+1	11/13/18	Landmark Div	BO,DIR	Landmark Infra LP	LMRK B	\$354,059	12/10/18	\$ 13.53	\$12.97	3,356,771	1%	328
100	+3	11/13/18	Schnabel Susan C	DIR	Versum Materials	VSM B	\$352,913	12/11/18	\$ 29.41	\$27.79	57,754	26%	3,030
100	+2	12/14/18	Burns Gordon M	O	Compass Diversified	CODI B,JB*	\$334,808	12/14/18	\$ 16.53	\$13.59	100,250	25%	814
000	0	12/12/18	Seidman Lawrence B	BO,DIR	MSB Finl	MSBF B	\$314,658	12/13/18	\$ 17.58	\$17.60	476,123	4%	97
000	0	12/13/18	Frankola Jim	CFO	Cloudera	CLDR OB	\$302,415	12/11/18	\$ 2.47	\$12.34	798,523	18%	1,894
100	+0.5	12/12/18	Laikin Robert J	DIR	Washington Prime	WPG B	\$299,667	12/11/18	\$ 6.09	\$6.15	69,200	246%	1,144
100	+2	12/13/18	Williams William L III	DIR,VCB	Live Oak Banc	LOB B	\$297,147	12/12/18	\$ 14.86	\$14.84	48,100	71%	596
000	+0	12/14/18	Singer Karen	BO	SeaChange Intl	SEAC B	\$297,145	12/13/18	\$ 1.34	\$1.34	4,018,452	6%	48
100	+1	12/13/18	Martin R Brad	DIR	Chesapeake Energy	CHK B	\$291,500	12/11/18	\$ 2.65	\$2.33	802,900	16%	2,129
000	0	11/13/18	Peirce Mary	BO	E W Scripps Co	SSP AB	\$284,580	12/12/18	\$ 17.26	\$16.32	446,421	4%	1,317
000	0	11/13/18	Granado Corina S	BO	E W Scripps Co	SSP AB	\$281,355	12/11/18	\$ 17.06	\$16.32	408,306	4%	1,317

See last page for the Key to Ratings, Titles & Transaction Type codes.

LARGEST INDIVIDUAL SALES (1-50)

Includes Transaction Types S, AS, JS*. Top 100 by dollar value, filed at the SEC in the past week.

Note: If Insider Rating Date > 3 Months Old or Insider Rating is Bullish, Recent Selling Activity is Considered Insignificant.

Generated with Special Screens tool at InsiderInsights.com using Pre-Programmed Screen: "Large Individual Sales (Week) + All Ratings".

Insider Rating*	Rating Date	Insider Name	Title(s)	Company	Ticker	Trans Type(s)*	Total Purch Value	Latest Trans Date	Ave. Purch Price	Recent Price	Subsequent Holdings	Delta % Own	Mkt Cap (mm)	
○○○	-0	11/23/18	Walton Alice L	BO	Walmart	WMT	S	\$147,634,336	12/12/18	\$ 93.81	\$91.85	43,537,696	-3%	266,848
○○○	-0	11/23/18	Walton Jim C	BO	Walmart	WMT	S	\$147,634,336	12/12/18	\$ 93.81	\$91.85	43,537,696	-3%	266,848
○○○	-0	11/23/18	Walton S Robson	BO,DIR	Walmart	WMT	S	\$147,634,336	12/12/18	\$ 93.81	\$91.85	43,537,696	-3%	266,848
○○○	0	11/16/18	General Electric	BO	NeoGenomics	NEO	JS*	\$130,021,744	12/14/18	\$ 12.00	\$13.25	-	All	1,238
●○○	-0.5	12/10/18	Keane Investor	BO	Keane	FRAC	JS*	\$56,555,952	12/6/18	\$ 10.77	\$8.96	51,668,176	-9%	938
○○○	-0	12/6/18	Duffield David A	BO,DIR	Workday	WDAY	AS	\$50,009,936	12/7/18	\$ 161.50	\$162.03	109,068	-74%	35,323
○○○	-0	12/12/18	Horowitz Benjamin A	DIR	Okta	OKTA	S	\$40,437,748	12/12/18	\$ 65.20	\$66.81	-	All	7,378
○○○	-0	11/9/18	Mckelvey James Morgan Jr	DIR	Square	SQ	AS	\$25,838,314	12/12/18	\$ 64.60	\$62.14	72,275	-85%	25,695
○○○	-0	12/6/18	Williams Evan Clark	DIR	Twitter	TWTR	AS	\$24,617,872	12/13/18	\$ 36.08	\$35.87	1,274,272	-35%	27,306
○○○	-0	11/21/18	Orbimed Adv	DIR	Inspire Medical Sys	INSP	JS*	\$23,115,428	12/11/18	\$ 37.60	\$41.36	-	All	947
○○○	-0	11/21/18	Khuong Chau Quang	DIR	Inspire Medical Sys	INSP	JS*	\$23,115,428	12/11/18	\$ 37.60	\$41.36	1,829,449	-25%	947
○○○	-0	12/3/18	Biglari Sardar	BO	Cracker Barrel	CBRL	S	\$22,684,180	12/13/18	\$ 175.03	\$171.43	4,364,476	-3%	4,120
○○○	0	11/14/18	Yale University	DIR	JBG SMITH Prop	JBGS	S	\$18,172,518	12/12/18	\$ 39.19	\$37.42	7,909,069	-6%	4,525
○○○	-0	12/10/18	Volpi Michelangelo	DIR	Zuora	ZUO	S	\$13,151,860	12/12/18	\$ 18.75	\$18.24	1,332	-100%	1,979
○○○	-0	11/9/18	Dorsey Jack	BO,CB	Square	SQ	AS	\$12,849,406	12/12/18	\$ 62.35	\$62.14	-	All	25,695
○○○	0	12/11/18	Subin Neil S	BO	ID Sys	IDSY	JS*	\$12,244,581	12/7/18	\$ 5.80	\$5.29	-	All	96
○○○	0	12/6/18	Rennes Fondation	BO	Ebix	EBIX	JS*,S	\$9,260,032	12/11/18	\$ 44.10	\$43.41	6,631,962	-3%	1,357
○○○	0	11/28/18	Steinert Langley	BO,CB	CarGurus	CARG	AS	\$8,828,232	12/12/18	\$ 35.62	\$34.76	21,474,205	-1%	3,826
○○○	-0	12/13/18	Nashat Amir	DIR	Fate Therap	FATE	S	\$8,511,873	12/12/18	\$ 16.77	\$15.88	4,356,316	-10%	1,025
○○○	-0	9/13/18	Mitchell E Drew	BO	Capital City Bank	CCBG	JS*	\$8,029,915	12/10/18	\$ 24.75	\$24.80	1,000,000	-24%	423
○○○	-0	9/13/18	Smith Douglas Williams	BO	Capital City Bank	CCBG	JS*	\$8,029,915	12/10/18	\$ 24.75	\$24.80	1,000,000	-24%	423
●○○	-1	11/19/18	Sandberg Sheryl	COO,DIR	Facebook	FB	AS	\$7,751,766	12/10/18	\$ 140.94	\$144.06	1,235,157	-4%	413,998
○○○	-0	12/14/18	Forest Manor N V	BO	Coda Octopus	CODA	JS*	\$7,193,290	12/12/18	\$ 5.75	\$5.90	-	All	62
○○○	-0	10/16/18	Cabral Timothy S	CFO	Veeva Sys	VEEV	AS	\$6,777,045	12/12/18	\$ 90.36	\$91.39	-	All	13,279
○○○	-0	11/14/18	Winn Stephen T	BO,CB	RealPage	RP	AS	\$6,609,242	12/12/18	\$ 51.77	\$48.11	14,154,587	-1%	4,518
○○○	-0	11/14/18	Seren Cap	BO	RealPage	RP	AS	\$6,609,242	12/12/18	\$ 51.77	\$48.11	14,154,587	-1%	4,518
○○○	0	12/13/18	Baker Bros Adv	BO,DIR	Genomic Health	GHDX	S	\$6,306,394	12/12/18	\$ 73.83	\$69.34	51,686	-62%	2,505
●○○	-1	10/4/18	Scopia Cap Mgt	BO	Acorda Therap	ACOR	S	\$6,029,891	12/12/18	\$ 16.74	\$16.18	12,126,284	-3%	770
○○○	0	11/26/18	Kellogg W K Fdn Tr	BO	Kellogg	K	AS	\$5,993,980	12/10/18	\$ 59.94	\$60.36	65,231,840	0%	20,946
○○○	-0	11/30/18	Chase William J	FO,VP	AbbVie	ABBV	AS	\$5,400,000	12/12/18	\$ 90.00	\$85.61	104,863	-36%	128,776
○○○	-0	11/13/18	Zuk Nir	CTO,DIR	Palo Alto Networks	PANW	AS	\$5,324,252	12/7/18	\$ 177.48	\$184.03	1,053,760	-3%	17,461
●○○	-0.5	12/13/18	Coppola Arthur M	CEO	Macerich Co	MAC	S	\$5,256,593	12/11/18	\$ 49.79	\$47.77	-	All	6,738
○○○	-0	12/13/18	Sg Vtb	BO	Turtle Beach	HEAR	AS	\$5,016,512	12/13/18	\$ 17.30	\$16.49	1,793,269	-14%	235
○○○	-0	11/14/18	Lebow Bennett S	DIR	Vector	VGR	S	\$4,712,000	12/7/18	\$ 11.78	\$10.37	1,195,306	-25%	1,461
○○○	-0	12/11/18	De Geus Aart	CB,CEO	Synopsys	SNPS	AS	\$4,466,818	12/10/18	\$ 89.34	\$87.65	188,285	-21%	13,024
○○○	-0	12/12/18	Shmunis Vladimir	BO,CB	RingCentral	RNG	AS	\$4,414,508	12/13/18	\$ 85.67	\$82.47	263,751	-16%	6,625
○○○	0	12/13/18	Gendell Jeffrey L	DIR	Patrick Ind	PATK	S	\$4,277,045	12/13/18	\$ 32.55	\$30.28	2,295,482	-5%	727
○○○	-0	10/17/18	Benioff Marc	CB,CEO	salesforcecom	CRM	AS	\$3,477,186	12/14/18	\$ 139.09	\$137.04	96,701,232	0%	104,836
○○○	-0	11/19/18	Mansueto Joseph D	BO,CB	Morningstar	MORN	AS	\$3,438,167	12/12/18	\$ 113.99	\$114.42	45,468,662	0%	4,881
○○○	-0	12/10/18	Guillemin Evan	DIR	Mesa LABS	MLAB	S	\$3,190,780	12/10/18	\$ 212.72	\$207.33	48,468	-24%	799
○○○	-0	11/16/18	Garner Denise	VP	Clorox Co	CLX	S	\$3,003,434	12/7/18	\$ 163.53	\$164.52	9,948	-65%	21,001
○○○	-0	11/9/18	Zhang Jack Y	BO,CEO	Amphastar Pharm	AMPH	S	\$2,851,052	12/13/18	\$ 21.29	\$20.32	7,327,679	-2%	937
○○○	-0	11/9/18	Applied Physics & Chem	BO	Amphastar Pharm	AMPH	S	\$2,851,052	12/13/18	\$ 21.29	\$20.32	7,327,679	-2%	937
○○○	-0	11/13/18	O Neill Myles	OO,PR,VP	Eli Lilly & Co	LLY	AS	\$2,822,959	12/10/18	\$ 112.92	\$111.93	50,954	-33%	118,570
○○○	-0	10/2/18	Weisler Dion J	CEO,DIR	HP	HPQ	AS	\$2,669,619	12/11/18	\$ 22.99	\$22.01	1,109,583	-9%	34,192
○○○	-0	11/30/18	Su Lisa T	CEO,DIR	Adv Micro Devices	AMD	AS	\$2,616,250	12/6/18	\$ 20.93	\$19.90	2,182,130	-5%	19,888
○○○	-0	11/8/18	Tully Sean	FO	CME	CME	S	\$2,587,770	12/12/18	\$ 191.69	\$187.64	23,328	-37%	67,133
○○○	0	11/19/18	Jones Mark Evan	BO,CEO	Goosehead Insurance	GSHD	AS	\$2,579,714	12/13/18	\$ 27.22	\$27.39	6,993,124	-1%	994
○○○	0	11/19/18	Mark & Robyn Jones Desc	BO	Goosehead Insurance	GSHD	AS	\$2,579,714	12/13/18	\$ 27.22	\$27.39	6,993,124	-1%	994
○○○	0	11/19/18	Jones Robyn Mary Eliz	BO,DIR	Goosehead Insurance	GSHD	AS	\$2,579,714	12/13/18	\$ 27.22	\$27.39	6,993,124	-1%	994

See last page for the Key to Ratings, Titles & Transaction Type codes.

Continued on Next Page

LARGEST INDIVIDUAL SALES (Continued 51-100)

Includes Transaction Types S, AS, JS*. Top 100 by dollar value, filed at the SEC in the past week.

Note: If Insider Rating Date > 3 Months Old or Insider Rating is Bullish, Recent Selling Activity is Considered Insignificant.

Generated with Special Screens tool at InsiderInsights.com using Pre-Programmed Screen: "Large Individual Sales (Week) + All Ratings".

Insider Rating*	Rating Date	Insider Name	Title(s)	Company	Ticker	Trans Type(s)*	Total Purch Value	Latest Trans Date	Ave. Purch Price	Recent Price	Subsequent Holdings	Delta % Own	Mkt Cap (mm)
●○○○	-0.5	12/6/18	Duda Kenneth	CTO,VP	Arista Networks	ANET AS	\$2,506,082	12/10/18	\$ 227.83	\$220.41	798,568	-1%	16,625
○○○○	0	11/28/18	Chrzan Oliver Ian	CTO	CarGurus	CARG AS	\$2,479,400	12/12/18	\$ 35.42	\$34.76	1,892,906	-4%	3,826
○○○○	0	12/14/18	Boyd William R	DIR,VP	Boyd Gaming	BYD S	\$2,419,400	12/13/18	\$ 24.19	\$23.92	2,178,132	-4%	2,684
○●○○	-0	9/18/18	Hudspeth William Neil	OO,PR	DocuSign	DOCU AS	\$2,395,969	12/12/18	\$ 42.69	\$42.89	467,727	-11%	7,088
○●○○	-0	12/10/18	Diouane Marc	PR	Zuora	ZUO S	\$2,352,393	12/6/18	\$ 18.03	\$18.24	-	All	1,979
○○○○	0	10/26/18	Stoecker Dean	CB,CEO	Alteryx	AYX AS	\$2,342,890	12/6/18	\$ 58.57	\$64.42	-	All	3,954
○●○○	-0	12/6/18	Ryan Kevin P	DIR	Mongobd	MDB AS	\$2,164,199	12/12/18	\$ 90.17	\$90.58	3,133	-88%	4,855
○●○○	-0	12/4/18	Lowe William M Jr	CFO,VP	KEMET	KEM AS	\$1,898,832	12/11/18	\$ 18.99	\$17.38	205,332	-33%	998
○○○○	0	12/14/18	Sagansky Jeffrey	DIR	WillScot	WSC S	\$1,812,000	12/12/18	\$ 12.08	\$11.39	2,571,539	-6%	1,234
○●○○	-0	9/11/18	Moyer James C	DIR	Monolithic Power	MPWR AS	\$1,802,346	12/10/18	\$ 120.16	\$118.62	585,921	-2%	5,031
○●○○	-0	11/5/18	Westfall Nicholas Michael	VP	Chemed	CHE S	\$1,722,691	12/11/18	\$ 301.75	\$287.88	16,343	-26%	4,610
○●○○	-0	12/10/18	Bridgebio Pharma	BO	Eidos Therap	EIDX S	\$1,637,930	12/10/18	\$ 13.56	\$16.27	45,094,108	0%	598
○○○○	0	12/12/18	Seaberg Karen	DIR	MGP Ingredients	MGPI AS	\$1,627,379	12/12/18	\$ 60.58	\$56.51	2,527,162	-1%	953
○●○○	-0	11/21/18	Miller Adam L	CEO,DIR	Cornerstone OnD	CSOD AS	\$1,509,529	12/6/18	\$ 51.70	\$52.51	3,968,925	-1%	3,078
○●○○	-0	11/30/18	Gonzalez Richard A	CB,CEO	AbbVie	ABBV AS	\$1,495,438	12/11/18	\$ 88.75	\$85.61	286,203	-6%	128,776
○○○○	0	12/10/18	Southwell David P	DIR	Rocket Pharm	RCKT S	\$1,462,344	12/13/18	\$ 15.15	\$15.32	229,088	-30%	680
○●○○	-0	10/31/18	Derosa Michael Lawrence	DIR	TPI Composites	TPIC AS	\$1,449,102	12/11/18	\$ 26.21	\$24.77	3,386,344	-2%	855
○○○○	0	12/11/18	Mccarthy James K	BO,DIR	Novume Solutions	NVMM JS*	\$1,405,169	12/10/18	\$ 0.52	\$0.62	2,725,835	-50%	12
○●○○	-0	10/31/18	Weiss Daniel G	DIR	TPI Composites	TPIC S	\$1,323,178	12/13/18	\$ 26.21	\$24.77	1,932,028	-3%	855
○●○○	-0	12/12/18	Cohen Harry D	CIO,MD	Clearbridge MLP & Mid	CEM S	\$1,323,040	12/10/18	\$ 11.25	\$11.31	3,477	-97%	796
○●○○	-0	12/6/18	Hughes Robert W	PR	Everbridge	EVBG AS	\$1,280,653	12/12/18	\$ 54.04	\$53.55	26,599	-47%	1,588
○●○○	-0	11/6/18	Bluedorn Todd M	CB,CEO	Llunox Intl	LII AS	\$1,276,234	12/12/18	\$ 210.22	\$213.88	122,422	-5%	8,616
○●○○	-0	12/4/18	Merritt Douglas	CEO,DIR	Splunk	SPLK AS	\$1,270,768	12/12/18	\$ 106.94	\$105.26	219,649	-5%	15,556
○●○○	-0	10/22/18	Babinec Martin	DIR	TriNet	TNET AS	\$1,268,776	12/6/18	\$ 42.29	\$42.13	679,869	-4%	2,968
○●○○	-0	12/14/18	Anzalone Christopher R	CEO,DIR	Arrowhead Pharm	ARWR AS	\$1,266,300	12/12/18	\$ 14.07	\$14.32	1,632,455	-5%	1,321
○●○○	-0	11/8/18	Marcus Joel S	CB,DIR	Alexandria RE Equities	ARE S	\$1,262,600	12/11/18	\$ 126.26	\$122.50	537,255	-2%	13,172
●○○○	-0.5	12/13/18	Acacia Research	BO	Veritone	VERI S	\$1,243,539	12/12/18	\$ 6.22	\$5.67	1,419,520	-12%	110
○●○○	-0	9/21/18	Verity John R	O	Exxon Mobil	XOM S	\$1,219,559	12/11/18	\$ 76.94	\$75.58	146,350	-10%	319,991
○●○○	-0	11/9/18	Corstar	BO	CorVel	CRVL AS	\$1,218,211	12/13/18	\$ 65.84	\$64.26	13,922,349	0%	1,205
○●○○	-0	11/27/18	West Steven M	DIR	Cisco Sys	CSCO S	\$1,199,503	12/12/18	\$ 47.98	\$45.82	47,225	-35%	206,005
○●○○	-0	12/10/18	Ramirez Carlos J	VP	Evertec	EVTC S	\$1,169,005	12/6/18	\$ 26.34	\$27.42	67,409	-40%	1,995
○○○○	0	11/14/18	Maduck Sean	O	Corcept Therap	CORT S	\$1,140,366	12/12/18	\$ 19.01	\$16.11	20,024	-75%	1,860
○●○○	-0	11/2/18	Flatley Jay T	DIR	Illumina	ILMN AS	\$1,102,629	12/12/18	\$ 334.13	\$326.46	371,559	-1%	47,990
○●○○	-0	12/10/18	Vizcarrondo Miguel	VP	Evertec	EVTC S	\$1,093,200	12/13/18	\$ 27.33	\$27.42	155,887	-20%	1,995
○○○○	0	12/12/18	Water Asset Mgt	BO	Cadiz	CDZI S	\$1,092,240	12/10/18	\$ 9.84	\$9.27	2,967,162	-4%	227
○●○○	-0	12/13/18	Rowe Zane	CFO,VP	VMware	VMW S	\$1,073,020	12/12/18	\$ 165.08	\$158.58	89,276	-7%	65,001
○●○○	-0	11/26/18	Koch C James	BO,CB	Boston Beer	SAM AS	\$1,030,975	12/12/18	\$ 275.00	\$269.03	211,378	-2%	3,126
○○○○	0	11/29/18	Riney T Richard	GC,VP	Ventas	VTR AS	\$1,018,940	12/6/18	\$ 65.00	\$62.56	133,453	-11%	22,301
○●○○	-0	12/6/18	Tansill Brendan F	PR	EVO Payments	EVOP S	\$1,002,343	12/11/18	\$ 25.12	\$24.05	-	All	1,951
○○○○	0	11/20/18	Shah Niraj	BO,CEO	Wayfair	W AS	\$993,512	12/12/18	\$ 106.83	\$103.29	84,780	-10%	9,332
○○○○	0	11/16/18	Sands Gregory P	DIR	QuinStreet	QNST S	\$984,151	12/12/18	\$ 15.95	\$15.93	-	All	785
○○○○	0	11/20/18	Conine Steven	BO,DIR,F	Wayfair	W AS	\$981,417	12/12/18	\$ 106.76	\$103.29	85,670	-10%	9,332
○●○○	-0	12/14/18	Levenson Ryan	DIR	Great Lakes Dredge	GLDD S	\$941,495	12/14/18	\$ 7.53	\$7.31	3,021,625	-4%	457
○●○○	-0	11/19/18	Insoft Steven J	O	Omega Healthcare	OHI AS	\$931,200	12/11/18	\$ 37.25	\$36.70	315,720	-7%	7,366
○●○○	-0	12/4/18	Sullivan Godfrey	DIR	Splunk	SPLK AS	\$912,100	12/10/18	\$ 104.24	\$105.26	205,905	-4%	15,556
○○○○	0	11/30/18	Hicks Thomas O Jr	DIR	Resolute Energy	REN S	\$910,123	12/13/18	\$ 32.75	\$30.68	77,242	-26%	711
○●○○	-0	11/5/18	Jorgensen Blake J	CFO,COO	Electronic Arts	EA AS	\$892,768	12/11/18	\$ 85.03	\$80.16	195,665	-5%	24,219
○●○○	-0	11/21/18	Stowe Richard H	DIR	HMS	HMSY S	\$887,393	12/11/18	\$ 34.50	\$31.91	72,437	-26%	2,678
○●○○	-0	11/14/18	Vanderploeg Martin J	BO,CEO	Workiva	WK AS	\$865,500	12/10/18	\$ 34.62	\$35.10	500,000	-5%	1,539
○●○○	-0	11/13/18	Klarich Lee	VP	Palo Alto Networks	PANW AS	\$832,500	12/11/18	\$ 185.00	\$184.03	327,483	-1%	17,461

See last page for the Key to Ratings, Titles & Transaction Type codes.

LARGEST FORM 3 FILINGS

Includes Transaction Type 3. Top 50 by Subsequent Holdings, filed at the SEC in the past week.

Note: If Insider Rating Date > 3 Months Old, Recent Form 3 Activity is Considered Insignificant.

Generated with Special Screens tool at InsiderInsights.com using Pre-Programmed Screen: "Largest Form 3 Filings (Week) + All Ratings"

Insider Rating*	Rating Date	Insider Name	Title	Company	Ticker	Trans Type(s)*	Latest Trans Date	Recent Price	Subsequent Holdings	Mkt Cap (mm)	10-Day Ave Vol (m)	
○○○	0	3/16/18	Jpmc Heritage Parent	BO	Ribbon Comms	RBBN	3	12/5/18	\$5.37	48,190,720	572	250
○●○○	-0	11/3/17	Greene John Winand Jr	O	Nextdecade	NEXT	3	12/4/18	\$4.75	10,266,553	519	20
○●○○	-0	7/9/18	Alpha Holdings Inc	BO	OncoSec Medical	ONCS	3	12/7/18	\$0.77	10,000,000	46	2,940
○●○○	+0	12/10/18	40 North Latitude Fund	BO	W R Grace	GRA	3	12/6/18	\$61.22	6,698,975	4,101	700
●○○○	+1	12/11/18	Greenberg Robert	BO	Lixte Biotechnology	LIXT	3	12/7/18	\$0.95	5,650,000	55	10
○●○○	-0	12/5/17	Lee Ernest T	BO	Remark	MARK	3	12/4/18	\$1.56	5,343,569	57	500
○●○○	+0	12/11/18	Cannell Capital	BO	TheStreet	TST	3	12/6/18	\$2.05	4,984,210	102	1,830
○●○○	+0	12/14/18	Singer Karen	BO	SeaChange Intl	SEAC	3	12/11/18	\$1.34	3,795,989	48	400
●○○○	+1	11/9/18	Abrams Capital Management L P	BO	Camping World	CWH	3	12/10/18	\$14.82	3,788,700	1,301	850
○○○○	0	6/25/18	Kotler Kevin	DIR	Avadel Pharm PLC	AVDL	3	12/7/18	\$2.45	3,102,673	91	120
○●○○	+0	3/16/16	Tu James	BO	Energy Focus	EFOI	3	11/30/18	\$0.81	2,126,848	10	30
○●○○	-0	12/14/18	Sandy Hills Bv	BO	Coda Octopus	CODA	3	12/12/18	\$5.90	1,274,972	62	10
○●○○	-0	8/8/18	Kleinman Scott	DIR	Athene	ATH	3	12/5/18	\$40.28	514,516	7,667	2,270
---	NR	NR	Colony Capital Inc	BO	Colony Credit Real Estate	CLNC	3	12/3/18	\$17.00	461,422	2,174	320
○○○○	0	11/15/18	Giannini Nicole	BO	Hamilton Lane	HLNE	3	12/13/18	\$33.95	363,648	1,703	190
○○○○	0	11/15/18	Giannini Kyera	BO	Hamilton Lane	HLNE	3	12/13/18	\$33.95	363,648	1,703	190
●○○○	+1	12/13/18	Wyatt Erica	HR	Intrepid Potash	IPI	3	12/4/18	\$2.89	125,039	379	580
○●○○	+0	5/15/18	Porpora Kenneth	VP	ADT	ADT	3	12/1/18	\$6.82	96,528	5,160	1,930
○○○○	0	1/12/18	Conz Richard	TO,VP	Magnegas Applied Tchnlgy Sit	MNGA	3	12/1/18	\$0.27	80,000	37	6,270
○●○○	+0	2/28/18	Landy Mark	VP	MiMedx	MDXG	3	12/5/18	\$1.55	79,763	172	5,110
○●○○	+0	2/28/18	Turner Scott M	OO,VP	MiMedx	MDXG	3	12/5/18	\$1.55	60,180	172	5,110
○●○○	-0	11/21/18	Young Dennis	SO,VP	Sanmina	SANM	3	12/3/18	\$24.37	41,809	1,664	360
○●○○	+0	11/6/18	Gawronski Grant	VP	Gates Industrial PLC	GTES	3	12/10/18	\$13.97	30,955	4,049	570
○●○○	-0	11/30/18	Stewart Jeffrey Ryan	OO,VP	AbbVie	ABBV	3	12/10/18	\$85.61	29,478	128,776	6,520
○●○○	-0	8/27/18	Kauten Ralph R	DIR	First Business Finl	FBIZ	3	12/3/18	\$20.22	25,188	178	10
○●○○	-0	7/18/18	Stratton Marc David	O	Summit Midstream LP	SMLP	3	12/7/18	\$12.97	20,245	971	400
○●○○	-0	8/14/18	Boedeker Kenneth W	VP	EOG Res	EOG	3	12/12/18	\$100.08	19,619	58,037	3,910
○●○○	-0	8/27/18	Olszewski Daniel P	DIR	First Business Finl	FBIZ	3	12/3/18	\$20.22	16,493	178	10
●○○○	+2	11/5/18	Turner Chad E	CFO	E*TRADE Finl	ETFC	3	12/3/18	\$43.55	16,183	11,072	4,060
●○○○	+1	11/15/18	Reynolds Paula Rosput	DIR	General Electric	GE	3	12/7/18	\$7.10	15,800	61,757	135,780
○●○○	+0	12/11/18	Kegler George A	CFO,VP	Mallinckrodt PLC	MNK	3	12/6/18	\$19.20	15,315	1,600	2,200
○●○○	-0	11/16/18	Cawkwell Gail	VP	Intercept Pharm	ICPT	3	12/4/18	\$108.01	15,025	3,203	390
○●○○	+0	12/12/18	Tanji Kenneth	CFO,VP	Prudential Finl	PRU	3	12/1/18	\$82.37	14,539	34,019	2,970
●○○○	+0.5	5/24/18	Merrill John R	FO,VP	Park City	PCYG	3	12/11/18	\$7.07	13,605	140	30
○●○○	+0	5/18/17	Bannon Jones Elisa	HR,VP	Frontier Comms	FTR	3	12/6/18	\$2.64	13,477	279	3,880
○●○○	+0	12/12/18	Schmidt Timothy L	VP	Prudential Finl	PRU	3	12/1/18	\$82.37	11,816	34,019	2,970
○●○○	-0	9/4/18	Simpson Michael S	LO,VP	Cryolife	CRY	3	12/3/18	\$28.58	11,022	1,057	150
○●○○	-0	9/7/18	Keown Gregory B	PR	Global Brass & Copper	BRSS	3	12/3/18	\$27.67	10,624	614	110
○●○○	-0	11/19/18	O Bryan Bradley	O	Hyatt Hotels	H	3	12/12/18	\$67.62	10,405	7,431	840
●○○○	+1	11/28/18	Rhynsburger Blayne	CT	Kimbell Royalty LP	KRP	3	11/29/18	\$16.40	7,763	440	70
○●○○	-0	8/27/18	Keane Timothy J	DIR	First Business Finl	FBIZ	3	12/3/18	\$20.22	6,835	178	10
○●○○	-0	12/10/18	Skumin Jeffrey C	CAO	Customers Banc	CUBI	3	11/21/18	\$17.82	3,442	565	270
○●○○	-0	8/27/18	Benson Laurie S	DIR	First Business Finl	FBIZ	3	12/3/18	\$20.22	3,200	178	10
○○○○	0	12/4/18	Manfredonia Robert P	PR	Eastside Distilling	EAST	3	12/6/18	\$6.17	3,120	53	60
○○○○	0	5/16/18	Samet Kenneth A	DIR	Luminex	LMNX	3	12/6/18	\$25.52	3,000	1,138	300
○○○○	0	11/13/18	Dean Matthew	GC,VP	ScanSource	SCSC	3	11/28/18	\$36.54	2,990	936	140
○●○○	-0	8/17/18	Small Ian	DIR	Lumentum	LITE	3	12/10/18	\$43.46	2,680	2,752	2,170
○○○○	0	11/15/18	Rainbolt David E	DIR	OGE Energy	OGE	3	12/5/18	\$41.60	2,000	8,309	1,800
○●○○	-0	8/2/18	Kearney Christopher J	DIR	United Tech	UTX	3	12/10/18	\$118.80	1,742	102,570	6,350
○●○○	+0	11/2/18	Schutt Aaron Michael	DIR	Northrim Banc	NRIM	3	11/29/18	\$32.85	950	226	20

See last page for the Key to Ratings, Titles & Transaction Type codes.

SAVING YOU TIME. IMPROVING YOUR RESEARCH.

Academic studies and the experience of professionals back the common sense conclusion that the Form 4 data filed daily at the SEC is a profitable data stream to mine for investment intelligence. But most analysts and investors use commodity insider feeds that are full of noise and time-consuming to analyze, or expensive ratings services that employ last century's simplistic insider scoring methodology.

InsiderInsights combines statistical returns with behavioral analysis to effectively quantify this valuable qualitative information feed. Decades of experience analyzing insider filings is programmed into our systems for harvesting, tagging, and analyzing the insider trading forms as soon as they arrive at the SEC each day, so clients can efficiently use insider data as a primary, secondary or tertiary research input.

InsiderInsights compiles Daily & Weekly reports that list US equities with recent insider activity, along with our proprietary, independently validated **Company Ratings** clearly indicating the *Significance Level* of insiders' sentiment on their stock. Our **Monthly Special Screens** further combine our Ratings with various fundamental and price action criteria, to highlight the best value, growth, momentum, and short ideas coming from the executive suite.

For information about our Company Ratings, Online Screening Tools, Portfolio Alerts, bulk seat-based subscriptions, and API Products, Call (212) 784-6860 or email Jonathan@InsiderInsights.com.

















KEY FOR TITLE CODES:

A=Assistant, AI=Affiliated Investor, AO=Accounting Officer, BD=Business Development, BO=Beneficial Owner, CAO=Chief Accounting Officer, CB=Chairman, CCO=Chief Compliance Officer, CEO=Chief Executive Officer, CFO=Chief Financial Officer, CIO=Chief Information Officer, CO=Compliance Officer, COO=Chief Operating Officer, CT=Controller, CTO=Chief Technology Officer, DIR=Director, F=Founder, FO=Financial Officer, GC=General Counsel, HR=Human Resources, IO=Information Officer, IR=Investor Relations, LO=Legal Officer, MD=Managing Director, O=Officer, OO=Operating Officer, PR=President, PT=Partner, REL=Relative of insider, SEC=Secretary, SH=Shareholder, SO=Sales Officer, TO=Technology Officer, TR=Treasurer, TT=Trustee, VCB=Vice Chairman, VP=Vice President, X=Ex Officer or other title displayed.

KEY FOR TRANSACTION TYPE CODES:

- B = Open-Market Insider Buy.
- S = Open-Market Insider Sale.
- AB = Automatic Buy through the insider's 10b5-1 program.
- AS = Automatic Sale through the insider's 10b5-1 program
- JB* = Supposed Open-Market Acquisition done outside the price range or trading volume on the day.
- JS* = Supposed Open-Market Disposition done outside the price range or trading volume on the day.
- OB = Option Exercise that was not sold at all.
- OE* = Option Exercise that was only partially sold.
- OS* = Partial Sale of Exercised Options.
- OE = Option Exercise that was completely sold.
- OS = Complete Sale of Exercised Options.
- JB = Non Open-Market Acquisition (Transaction Price is often unrelated to market price on the day).
- JS = Non Open-Market Disposition (Transaction Price often unrelated to market price on the day).
- 3 = Form 3 filing indicating new insider. New insiders must file a Form 3 whether or not they have any holdings in the company.

KEY FOR INSIDERINSIGHTS COMPANY RATINGS:

	+3 SIGNIFICANTLY BULLISH	Interpreting our color-coded Ratings icons is straightforward: Green is Bullish; Red is Bearish.
	+2 SIGNIFICANTLY BULLISH	<p>Some Significantly Bullish and Bearish Ratings are clearly stronger than others. Reasons for a Significant Rating garnering 2 or 3 colored icons instead of just one include: clusters of insiders acting similarly; insiders having very predictive track records (as per our Insider Statistics); large \$ value transactions, and trades resulting in large changes in holdings; transactions that represent reversals of opinion, and; many other proprietary metrics and behavioral factors.</p> <p>Despite computing and relating different strengths of Significant insider signals, however, we do not purport that a +3 or -3 Significance Rating is three times more likely to be correct, or is more likely to result in a larger stock move.</p> <ul style="list-style-type: none"> ◆ Our back tests and experience indicate that the major alpha generation comes from the fact that a stock's insider activity has surpassed our calculated threshold of Significance. The strength of Significance is less important. ◆ It is further valid to consider stocks with Ratings that are merely Leaning Bullish or Bearish in your long and short analysis, as these Ratings have also proved to generate alpha, though less than Significant Ratings. ◆ Ratings should also be interpreted in concert with a stock's price action. It is normal behavior for insiders to buy when their stock has fallen in price, and sell when it rises sharply. So even an Insignificantly Bullish Rating on a stock that has doubled, or Insignificantly Bearish Rating on a stock that has halved in price imparts intelligence. ◆ Our Ratings are considered "active" for 3 months, or until replaced by another Rating.
	+1 SIGNIFICANTLY BULLISH	
	+0.5 LEANING BULLISH	
	+0 INSIGNIFICANTLY BULLISH	
	0 CONFLICTING PURCHASES & SALES	
	-0 INSIGNIFICANTLY BEARISH	
	-0.5 LEANING BEARISH	
	-1 SIGNIFICANTLY BEARISH	
	-2 SIGNIFICANTLY BEARISH	
	-3 SIGNIFICANTLY BEARISH	
<hr/>		
	+200 Purchases During Corporate Action.	May occasionally relay arbitrage intelligence.
	+100 Purchases Related to IPO.	Value of investment intelligence is uncertain when stock is unseasoned.
	-100 Sales Related to IPO.	Value of investment intelligence is uncertain when stock is unseasoned.
	-200 Sales During Corporate Action.	May occasionally relay arbitrage intelligence.
	NR Not Yet Rated.	There has not been a combination of insider activity and other factors to warrant a Rating.

DISCLAIMER:

At the time of publication, employees and clients of Ex Officio LLC (DBA InsiderInsights.com), or Insider Asset Management LLC may hold a position in a security that is listed in *InsiderInsights Daily Insider Ratings Report* (the "Product"). A LISTING IN THE PRODUCT DOES NOT CONSTITUTE A SOLICITATION OR RECOMMENDATION TO BUY OR SELL THE SECURITIES OF THE PUBLICLY TRADED COMPANY. Ex Officio LLC, Insider Asset Management LLC, and its employees are not registered as a securities broker-dealer or an investment adviser with the U.S. Securities and Exchange Commission. Insider Asset Management LLC is registered with the state securities regulatory authority in the State of New York. The Product contains opinions and is provided for informational purposes only. You should not rely solely upon the Product for purposes of transacting securities or other investments, and you are encouraged to conduct your own research and due diligence, and to seek the advice of a qualified securities professional, before you make any investment. None of the information contained herein constitutes, or is intended to constitute a recommendation of any particular security or trading strategy or a determination that any security or trading strategy is suitable for any specific person. To the extent any of the information contained herein may be deemed to be investment advice, such information is impersonal and not tailored to the investment needs of any specific person.