

IN THIS ISSUE

New Recommendations 1
 XXXXXXXXXXXX (XXXX)

Recommended List 2

Company Updates 3
 XXXXXXXX XXXXXXXXXXXX (XXXX)
 Mercer International (MERC)

InsiderInsights Ratings 5
 Ratings of Latest Insider Purchases
 Ratings of Latest Insider Sales
 InsiderInsights Bullish Universe
 InsiderInsights Bearish Universe

Inside the Market 10

Insider Summaries 11
 Aggregate Purchases by Company
 Aggregate Sales by Company

Largest Individual Trades 13
 Largest Purchases
 Largest Sales
 Largest Form 3 Filings

General Information

Subscriptions are \$495 / Year or \$49.50 / Month.

If you have questions regarding our InsiderInsights newsletter or the InsiderInsights.com website, call (212) 784-6860, or email support@insiderinsights.com.

InsiderInsights is published by Ex Officio LLC, a New York Limited Liability Company.

Director of Research:
 Jonathan Moreland

NEW RECOMMENDATIONS

Stocks added to our Recommended List.

We are in a seasonally strong period for insider filings being made at the SEC. Companies' September quarters are in the books, and trading windows tend to be open for executives through mid December.

With more Form 4s being filed, of course, it's more important than ever to weed out the truly "significant" insider signals from the increased volume of time-wasting noise. That's what our "Ratings of Latest Insider Purchases & Sales" tables (starting on Page 5) are for.

Still, we advocate using our InsiderInsights Company Ratings as an efficient and profitable first screen to determine where you focus your subsequent research. And so it is that we are again not adding an energy name to our Recommended List this issue, despite the fact that stocks in the sector again generated a good many "Significantly Bullish" Ratings last week (again, See Page 5).

We have offered our maxim before that "insiders tend to be early, but they tend to be right". **That is particularly true in energy stocks.** We absolutely expect to pick up several energy positions sometime in the future. But right here, right now, buying into just about any of the energy companies is too much a bet on the price of the underlying commodity.

Which is to say that if you think oil can stabilize around its present price of \$80 a barrel, all of the insider-bought energy stocks are good bets right now. But if you think oil is set for another leg down, investors (and usually persistent energy insiders) will get a notably better buying opportunity in energy shares—perhaps in a matter of weeks.

If any client feels absolutely sure that oil has bottomed, insiders have given you more than enough names to make that bet with. We are not certain. **We are further aware that energy insiders have gotten the bottom wrong themselves in the past—most memorably back in 1997, when they were nearly two years early** (yes, we are that old).

So we remain on the sidelines with the group, even as we absolutely believe in North American energy independence as a long-term investment thesis. We would rather lose some upside by buying after a bottom has more obviously formed in this sector, than risk getting in way too early. With the fate of the underlying commodity so unknown, it is not even safe to

rely on present measures of value in individual energy stocks to guide your entry point. Sentiment can change a "value" play in this sector into a "deep value" stock in a session in this environment.

We thank insiders for putting energy stocks on our watch list. What we're watching for now are better underlying technicals.

XXXXXXXX (XXXX) \$12.20

Shares of XXXXXXXX are more likely to have hit bottom recently. The upside for XXXX may be less explosive going into year end than a potentially rebounding oil & gas services stock in re

Did you get into energy stocks too soon? Did you use insider data to justify your premature action?

On this first page of our November 17th, 2014 issue, we were already (correctly) counseling our clients to be careful betting too early with energy insiders.

We continued to preach patience in InsiderInsights for weeks after these first words of caution, and further relayed our energy insider analysis in this December 9th appearance on [Canada's Business News Network](#).

InsiderInsights offers more than just the best insider data and analytics. We also offer insider education and—quite literally: InsiderInsights!

Management is certainly acting as if their stock is down unfairly in the short term due to their long-term focus. With XXXX drifting steadily down from a high of \$19.68 in March, to its present \$12.20, we found it significant that insiders waited to buy into the stock only

(Continued on page 4)

RECOMMENDED LIST

Independent research opinions on stocks I have invested in, after using insider data as a first screen to determine where to focus our fundamental research. The weekly performance of my Recommended List is calculated by averaging the weekly performances of all the positions on the List. Buy and Short-rated stocks are counted as full positions. Hold-rated stocks are counted as half positions. The weekly performance of our List is then further adjusted for the percentage of Cash we are recommending.

Company	Ticker	Rec. Date	Rec. Price	Yield @ Rec.	11/14/14 Closing Price	% Gain (Loss)	Wks Held	Weekly Change	Previous Update	Rating
Xxxxxxx	XXXX	7/1/13	\$ 2.25		\$ 5.28	134.7%	72	6.7%	10/10/14	Buy
Xxxxxxx Xxxxxxx Tech	XXXX	8/7/13	\$ 4.86		\$ 10.52	116.5%	67	-0.3%	11/10/14	Buy
Xxx Xxxxxxx Xxx Corp	XXXX	1/3/14	\$ 13.82	9.10%	\$ 14.94	8.1%	45	2.0%	9/22/14	Buy
Xxxxxxxx Pharm	XXXX	2/14/14	\$ 4.87		\$ 8.48	74.1%	39	-2.5%	9/29/14	Buy
Xxxxxxx	XXX	2/14/14	\$ 65.25	0.25%	\$ 67.59	3.6%	39	-1.2%	6/13/14	Buy
Xxxxxxx Xxxxxxx	XXX	2/14/14	\$ 0.78		\$ 1.98	153.8%	39	-0.5%	6/20/14	Buy
Xxxxx Xxxxxxx Partners	XXX	2/21/14	\$ 20.78	11.19%	\$ 15.88	-23.6%	38	-4.6%	10/10/14	Buy
Xxxxxxxx Financial	XXX	3/21/14	\$ 47.92	3.67%	\$ 51.04	6.5%	34	-0.1%	3/21/14	Buy
Xxxxx XXXXX Cap.	XXX	4/11/14	\$ 13.86	6.40%	\$ 13.60	-1.9%	31	-0.2%	4/11/14	Buy
Xxxx Sporting Goods	XXX	5/30/14	\$ 44.45	1.12%	\$ 47.90	7.8%	24	4.1%	5/30/14	Buy
Xxxxxxxx Xxxxxxxx	XXXX	5/30/14	\$ 25.71	0.93%	\$ 33.81	31.5%	24	1.3%	9/8/14	Buy
Xxxxxxx Xxxxxxx	XXX	6/6/14	\$ 35.08	4.79%	\$ 39.37	12.2%	23	1.6%	10/10/14	Buy
XXX Xxxxxxx	XXXX	6/13/14	\$ 62.23		\$ 62.51	0.4%	22	0.8%	8/18/14	Buy
Xxxxxxx Capital	XXXX	7/15/14	\$ 10.68	12.54%	\$ 9.69	-9.3%	18	1.7%	7/15/14	Buy
XxxxxXxxxxxx Media	XXXX	7/22/14	\$ 4.62		\$ 5.83	26.2%	17	0.9%	7/22/14	Buy
Mercer International	XXXX	8/1/14	\$ 10.05		\$ 13.51	34.4%	15	2.8%	8/1/14	Sell
Xxxxxxx	XXX	8/13/14	\$ 69.61		\$ 88.11	26.6%	14	-3.2%	8/11/14	Buy
XXX XXXX	XXXX	9/9/14	\$ 14.04	9.68%	\$ 13.06	-7.0%	10	2.3%	9/9/14	Buy
Xxxxx Software	XXXX	9/15/14	\$ 11.19		\$ 10.79	-3.6%	9	4.2%	9/15/14	Buy
Xxxxxxx	XXX	9/15/14	\$ 22.74		\$ 23.60	3.8%	9	-2.6%	11/10/14	Buy
Xxxxxxxx Intl	XXXX	9/26/14	\$ 78.10		\$ 79.02	1.2%	7	3.2%	9/29/14	Buy
Xxxxxxx Pharm	XXXX	10/6/14	\$ 2.58		\$ 2.66	3.1%	6	-2.6%	10/6/14	Buy
Xxxxxxx Pharmaceuticals	XXXX	10/15/14	\$ 45.85		\$ 57.79	26.0%	5	7.1%	10/20/14	Buy
Xxxxx Solutions	XXX	10/15/14	\$ 5.51		\$ 7.20	30.7%	5	-2.6%	10/20/14	Buy
Xxxxxxxx Xxx	XXXX	10/22/14	\$ 383.82		\$ 395.20	3.0%	4	4.6%	10/27/14	Buy
Xxxx Xxxxxxxx	XXXX	10/22/14	\$ 118.74		\$ 123.75	4.2%	4	1.6%	10/27/14	Buy
Xxxxxxx Corp	XXX	11/3/14	\$ 37.01	1.08%	\$ 36.68	-0.9%	2	-3.7%	11/3/14	Buy
Weekly Performance of Recommended List:								0.77%		
Weekly Recommended List Performance Adjusted for 0% Cash Holdings:								0.77%	10/27/14	↓ to 0%
Weekly Performance of S&P 500								0.39%		
Weekly Performance of Russell 2000								0.04%		
Xxxxxxx	XXXX	11/17/14	\$ 12.20		\$ 12.20	--	--	--	11/17/14	Buy

Recommended List Performance As Of Close: 11/14/14

	Latest Week	Latest 4-Wks	Latest 12-Wks	Year to Date	Latest 12-Mths	5-Years 2009-2013	Since Inception **
InsiderInsights	0.8%	6.5%	4.3%	5.3%	10.7%	* 93.6%	235.4%
Russell 2000	0.0%	8.5%	1.2%	0.9%	5.2%	96.7%	209.8%
S&P 500	0.4%	8.1%	2.6%	10.4%	13.4%	79.4%	111.2%

* 5-year performance achieved with an average cash balance of 17.3%, and dividends not included. ** Inception was 9/24/01.

Note: The Hulbert Financial Digest calculated a 33.7% return for InsiderInsights Recommended List in 2013.

Detailed Insider History for: Allscripts-Misys Healthcare Solutions, Inc.: MDRX

Print Excel

Save This Search

enter search name Save

#	View Form	Insider Statistics	Insider Title	Insider Name	Insider Title	Trans Type	Dollar Value	Shares Traded	Trans Date From	Trans Date To	Trans Price From	Trans Price To	Total Holdings	Delta % Owned	Owned	
1		1y 1 100% 39%	3	CHOOKASZIAN DENNIS	DIR	B	\$124,295	10,000	11/13/14	---	---	\$12.43	113,352	9.7	D	
InsiderInsights Rating for Allscripts-Misys Healthcare Solutions, Inc. (MDRX) made on 11/12/14: +1 = Bullish (BSJM) Performance: 1WK 2.9% 1M --- 3M --- 6M --- 9M --- 1Yr ---																
2		---	---	1	EARLEY BRIAN	VP	\$9,993	852	11/12/14	---	---	\$11.72	64,176	1.3	D	
3		1w 1 100% 11%	1	OLIS DENNIS	VP,OO	B	\$49,544	4,400	11/11/14	---	---	\$11.26	189,547	2.4	D	
4		1y 3 100% 25%	1	BLACK PAUL	CEO,PR,DIR	B	\$249,747	22,180	11/11/14	---	---	\$11.26	948,458	2.4	D	
5		1y 1 100% 39%	4	THURMAN RANDY H	DIR	B	\$99,876	8,849	11/11/14	---	---	\$11.29	58,905	17.7	D	
6		1y 1 100% 39%	3	STEVENS DAVID D	DIR	B	\$99,727	8,845	11/11/14	---	---	\$11.28	94,501	10.3	D	
7		---	---	2	POULTON RICHARD J	CFO	B	\$50,649	4,500	11/11/14	---	---	\$11.26	182,730	2.5	D
8		1y 1 100% 21%	1	CINDRICH ROBERT J	DIR	B	\$49,982	4,430	11/11/14	---	---	\$11.28	59,686	8.0	D	
9		1y 2 100% 22%	2	BASCOMB STUART L	DIR	B	\$75,926	6,743	11/11/14	---	---	\$11.26	66,500	11.3	D	
10		1y 1 0% -4%	3	KLAYKO MICHAEL	DIR	B	\$56,300	5,000	11/11/14	---	---	\$11.26	51,257	10.8	D	
InsiderInsights Rating for Allscripts-Misys Healthcare Solutions, Inc. (MDRX) made on 8/19/14: +0 = Insignificantly Bullish (B6) Performance: 1WK 3.4% 1M 0.2% 3M -14.6% 6M --- 9M --- 1Yr ---																
11		1y 1 0% -4%	3	KLAYKO MICHAEL	DIR	B	\$50,435	3,500	8/18/14	---	---	\$14.41	46,257	8.2	D	
12		1y 1 0% 39%	1	SNOW DEBORAH	VP	OS	\$276,375	14,740	3/13/14	---	---	\$18.75	32,560	-31.2	D	
13		---	---	1	SNOW DEBORAH	VP	OE	\$187,493	14,740	3/13/14	---	---	\$12.72	47,300	45.3	D
14		---	---	1	HEWITT JAMES	VP	---	---	2/18/14	---	---	---	249,822	---	D	
15		1y 1 0% 39%	1	SNOW DEBORAH	VP	S	\$35,250	2,400	11/21/13	---	---	\$14.70	33,655	-6.7	D	
InsiderInsights Rating for Allscripts-Misys Healthcare Solutions, Inc. (MDRX) made on 9/10/13: 0 = Conflicting Purchases & Sales Performance: 1WK -1.3% 1M -3.8% 3M 2.2% 6M 23.8% 9M 2.6% 1Yr -2.1%																
16		3m 1 100% -3%	2	MELTZER CLIFFORD B	VP	S	\$509,425	36,000	9/9/13	---	---	\$14.55	135,695	-20.5	D	
17		1y 1 0% -4%	3	KLAYKO MICHAEL	DIR	B	\$148,000	10,000	8/15/13	---	---	\$14.80	24,225	70.3	D	
18		1y 1 0% 39%	1	SNOW DEBORAH	VP	S	\$20,497	1,495	5/30/13	---	---	\$13.71	36,435	-3.9	D	
19		---	---	1	EARLEY BRIAN	VP	---	---	5/28/13	---	---	---	---	---	D	
InsiderInsights Rating for Allscripts-Misys Healthcare Solutions, Inc. (MDRX) made on 5/24/13: 0 = Conflicting Purchases & Sales Performance: 1WK 1.2% 1M -5.4% 3M 12.2% 6M 6.6% 9M 34% 1Yr 8.3%																
20		---	---	1	PRAMODA ANITA	DIR	---	---	5/21/13	---	---	---	---	---	D	
21		---	---	1	KLAYKO MICHAEL	DIR	---	---	5/21/13	---	---	---	6,000	---	I	
22		1y 2 100% 22%	2	BASCOMB STUART L	DIR	B	\$51,888	3,701	5/20/13	---	---	\$14.02	32,000	13.1	D	
23		1y 3 100% 25%	1	BLACK PAUL	CEO,PR,DIR	B	\$99,822	7,120	5/15/13	---	---	\$14.02	583,647	1.2	D	
24		3m 1 0% 6%	1	SHUTE STEVE	VP,SO	S	\$206,092	14,612	5/14/13	---	---	\$14.10	156,002	-8.6	D	
25		3m 1 100% -3%	2	MELTZER CLIFFORD B	VP	S	\$130,756	9,657	3/14/13	---	---	\$13.54	191,062	-4.8	D	

NEW RECOMMENDATIONS

Stocks added to our Recommended List.

(Continued from page 1)

after its latest indignity. Instead of reflexively cheerleading with insignificant acquisitions earlier in the weakness, management appears to be making a real value call. (See a snapshot of XXXX' insider history on Page 3.)

There is also a unanimity of opinion. Ten executives and directors bought XXXX's gap down between November 11th and 13th for between \$11.26 and \$12.43 a share. Six of the ten increased their direct holdings by 8% or more with

their purchases. Also important: seven in the insider buying cluster have also traded XXXX well in the past.

Most on the sell side are thoroughly underwhelmed by XXXX right now—and understandably so. Even the relatively bullish Mr. Jansen at Raymond James can only muster a target of just \$14 on the stock after Q3—down from his previous target of \$18.

Average estimates for XXXX have decline as well. But it's worth noting that estimated EPS of 31 cents this year is

expected to increase by 50%, to 47 cents, in 2015.

There may indeed be no big hurry to enter XXXX. The company's Q4 earnings release is months away from being a potential upside catalyst. But insiders have sent a Significantly Bullish signal in a stock that is nearly 40% off its yearly highs—yet still on path to meet management's longer-term goals. The low-risk/moderate-return we conclude for XXXX appears to us to be part of a longer-term, higher-return investment thesis as well.

COMPANY UPDATES

Updated research on past recommendations.

Xxxxxxxx Xxxxxxx (XXXX)

Reiterating Buy Rating.

Recommended: 5/30/14 @ \$25.71

Previously Updated: 9/8/14

11/14/14 Price: \$33.81

Performance: +31.5% Wks Held: 24

Shares of Xxxxxxxx Xxxxxxx have traded flat since its Q3 release on October 30. But the company's revenue and earnings growth prospects remain strong. So does the technical strength of its stock's price chart. XXXX is still a Buy.

Xxxxxxxx Xxxxxxx makes xxxxxxx's that xxxxxxx various non-liquid products in North America, Latin America, and the Middle East.

As expected, Xxxxxxx's deliveries ramped up into its seasonally strong second half of the year. The company delivered 2,354 Xxxxxxx in Q3, up sharply from 1,635 units in Q2. Management confirmed its goal of shipping 7,000 Xxxxxxx this year, which means Q4 deliveries are expected to be at least 2,258.

Strong order flow resulted in backlog increasing from 8,493, to over 13,000, valued at around \$1.1 billion. This gives excellent visibility for 2015 to be yet another solid year of growth for Xxxxxxx.

Q3 revenues increased 150% year-over-year, to \$190.3 million. EPS went from an 8 cent loss last year, to \$0.53.

Q4 is only expected to be flat sequentially, and perhaps even a tad below Q3 in terms of EPS. This expected pause in sequential momentum is likely why XXXX has merely trading sideways since Q3 was released. But estimates for next year have now been raised handily due to Xxxxxxx's backlog figures. Revenues for this boring old manufacturer are now expected to increase over 40% in 2015, to

around \$820 million. EPS is expected to more than quadruple, from 50 cents this year, to \$2.20 next.

While this growth highly visible, it is not too late to buy into this solid turnaround story. The stock already looks a bit oversold to us, trading slightly below its rising 50-day moving average. And if XXXX did break down, we would be very surprised if its 200-day moving average did not catch it.

XXXX's insider profile is old at this point, and neither bullish nor bearish. The insider buying that got us looking at Xxxxxxx's shares is long past, and one insider sold a few months ago.

But insiders did their job. We have a solid 30% plus gain in XXXX in 24 weeks. This is the type of solidly positive performance that is the bread and butter of our Recommended List's outperformance. And though this stock may now be outside the "fishing hole" of insider sentiment we hooked it in, this catch still has life based on its fundamental prospects. XXXX remains an excellent Buy.

Mercer International (MERC)

Taking Profits.

Recommended: 8/1/14 @ \$10.05

Previously Updated: 8/4/14

11/14/14 Price: \$13.51

Performance: +34.4% Wks Held: 15

Mercer is yet another boring sounding investment that insiders correctly steered us towards. Shares of this pulp manufacturing company looked rather mundane after like-wise looking Q2 results were posted last August. But a positively boffo Q3 caught everyone by surprise—except insider Peter Kellogg, that is.

And us, we might add. Even though

Mr. Kellogg didn't have much of a track record in MERC, the range of bullish insider filer statistics we could see on his other 8 InsiderInsights Scorecards generated a "Significantly Bullish" InsiderInsights Rating on MERC based on his buys alone.

Mercer blew away its Q3 EPS expectations of 19 cents by posting \$1.37 instead. Operating EBITDA more than doubled, to \$67.6 million. The large year-over-year increases are testament to the leverage Mercer's business has when metrics move its way. Yes, there were near record pulp sales due to strong demand in Europe and China, increased pricing and a favorable currency translations. Energy sales (a by product of pulp-making) also increased.

But that resulted in "only" a 12.0% increase in total sales, to \$301.6 million. Slightly lower unit fiber costs and flat overhead expense allowed virtually all of Mercer's \$31 million year-over-year increase in revenue to hit its operating income line.

That's just fabulous. So much so, that we are frankly wondering what Mercer can do for an encore. While EPS estimate expectations for this year were rocketed from 56 cents, to \$2.08, estimates for next year were "only" increased from 61 cents to \$1.08. How will MERC trade expecting lower EPS next year?

Mercer's is a lumpy business, and we just experienced a very friendly lurch. We would feel greedy expecting another such bump next quarter—especially with recent growth stats out of Europe and China less than satisfying. So we are taking our quick profit in MERC, and will keep our eye on this stock in case another opportunistic buying opportunity arises. If so, we expect Mr. Kellogg, to let us know.

InsiderInsights Ratings of Latest Insider Purchases

InsiderInsights Ratings of Companies with Form 4 Purchases and Accumulations Filed at the SEC in the Past Week

Sorted by: Insider Rating, then Total Transaction Value. Companies already on Recommended list in Bold Green.

Generated with InsiderInsights.com's Special Screens Tool, using pre-made Subscriber Screen: "Ratings of Latest Purchases"

Insider Rating*	Rating Date	Company	Ticker	Trans Type(s)*	Total Purch Value	Shares Bought	# Insiders - Title(s)*	Latest Trans Date	Ave. Purch Price	Recent Price	Mkt Cap (mm)	10-Day Ave Vol (m)		
	+2	11/13/14	New Mtn Finance	NMFC	B	\$2,070,578	139,788	2	CAO,DIR,VP	11/12/14	\$14.81	\$14.94	865	420
	+2	9/5/14	Opko Health	OPK	B,JB*,OB	\$1,417,471	381,021	1	BO,CB,CEO,DIR	11/13/14	\$3.72	\$8.29	3,599	2,340
	+2	11/12/14	Prospect Cap	PSEC	B	\$1,114,371	116,512	3	CEO,COO,DIR	11/10/14	\$9.56	\$9.69	3,417	3,750
	+1	11/14/14	C&J Energy Svs	CJES	B	\$12,046,821	643,249	3	BO,DIR	11/13/14	\$18.73	\$19.95	1,104	1,860
	+1	11/10/14	Chesapeake Energy	CHK	B	\$11,661,100	500,000	1	DIR	11/7/14	\$23.32	\$23.21	15,437	13,070
	+1	11/12/14	Summer Infant	SUMR	B	\$1,761,371	695,525	4	BO,CEO,DIR	11/13/14	\$2.53	\$2.87	52	500
	+1	11/12/14	Memorial Prod LP	MEMP	B	\$1,313,932	78,500	4	CB,CEO,DIR,GC,PR	11/14/14	\$16.74	\$16.37	1,420	1,590
	+1	10/31/14	Tile Shop	TTS	B	\$754,068	90,086	2	DIR	11/12/14	\$8.37	\$8.48	435	800
	+1	11/12/14	Allscripts Healthcare	MDRX	B	\$741,735	65,799	9	CEO,CFO,DIR,OO	11/12/14	\$11.27	\$12.45	2,243	5,290
	+1	11/12/14	TearLab	TEAR	B	\$714,422	263,375	2	CB,CEO,COO,DIR,PR	11/11/14	\$2.71	\$2.61	88	380
	+1	11/12/14	MRC Global	MRC	B	\$625,192	29,500	3	CB,CEO,CFO,DIR,PR	11/13/14	\$21.19	\$21.96	2,241	2,300
	+1	11/7/14	PDI	PDII	B	\$451,342	259,000	3	CEO,DIR,PR,SO,VP	11/10/14	\$1.74	\$1.81	28	250
	+1	9/9/14	Nuverra Environ	NES	B	\$403,375	50,000	1	BO,DIR	11/13/14	\$8.07	\$8.78	240	480
	+1	11/10/14	Zagg	ZAGG	B	\$360,982	69,760	5	CEO,DIR,PR	11/7/14	\$5.17	\$5.83	177	630
	+1	11/7/14	AK Steel	AKS	B	\$250,900	40,000	3	CFO,DIR,FO,VP	11/7/14	\$6.27	\$6.54	1,158	15,010
	+1	11/13/14	AmTrust Finl Svs	AFSI	OE*	\$178,488	25,000	1	IO,VP	11/11/14	\$7.14	\$52.48	3,926	1,160
	+1	9/30/14	Amer Homes 4 Rent	AMH	B	\$172,387	10,000	1	DIR	11/10/14	\$17.24	\$17.27	3,619	1,090
	+0.5	11/12/14	Comcast	CMCSA	OE*	\$2,266,000	100,000	1	CB,CEO,DIR,PR	11/7/14	\$22.66	\$54.10	139,237	22,720
	+0.5	11/10/14	Coronado Biosciences	CNDO	JB*,B	\$1,891,750	1,175,000	3	BO,CEO,DIR,PR	11/6/14	\$1.61	\$1.82	81	160
	+0.5	11/10/14	Globalstar	GSAT	B	\$1,732,950	651,300	5	BO,CEO,DIR,SEC	11/12/14	\$2.66	\$2.97	2,542	4,970
	+0.5	11/13/14	Jive Software	JIVE	B	\$1,713,968	260,819	1	BO,DIR	11/12/14	\$6.57	\$6.83	489	1,030
	+0.5	11/10/14	PBF Logistics LP	PBFX	B	\$1,030,842	39,872	1	DIR	11/7/14	\$25.85	\$23.68	766	50
	+0.5	9/12/14	China Cord Blood	CO	B	\$774,375	150,000	1	BO	11/6/14	\$5.16	\$4.78	349	50
	+0.5	11/7/14	Energy Recovery	ERII	B	\$717,688	158,907	1	BO	11/12/14	\$4.52	\$4.66	242	240
	+0.5	11/10/14	CF Ind	CF	B	\$503,914	2,022	1	CEO,DIR,PR	11/10/14	\$249.22	\$266.11	13,235	900
	+0.5	10/28/14	Caterpillar	CAT	OB	\$359,160	8,000	1	DIR	11/7/14	\$44.90	\$101.34	61,351	3,410
	+0.5	11/10/14	Tidewater	TDW	B	\$287,130	7,750	2	DIR	11/6/14	\$37.05	\$37.79	1,879	1,020
	+0.5	11/12/14	PCM	PCMI	B	\$239,916	30,000	1	BO,CB,CEO,DIR,PR	11/10/14	\$8.00	\$9.07	112	30
	+0.5	11/3/14	Independent Bank	IBTX	B	\$186,793	4,250	2	COO,DIR,PR	11/10/14	\$43.95	\$44.29	754	40
	+0.5	11/12/14	Metro Banc	METR	B,OB	\$163,915	11,284	3	CB,CEO,DIR,PR	11/12/14	\$14.53	\$25.16	357	30
	+0.5	8/26/14	Bioamber	BIOA	B	\$140,322	15,000	1	DIR	11/10/14	\$9.35	\$10.59	231	60
	+0.5	11/10/14	WisdomTree Invs	WETF	OE*	\$133,600	835,000	1	CEO,DIR	11/7/14	\$0.16	\$15.85	2,116	3,920
	+0	11/14/14	Kennedy-Wilson	KW	OE*	\$33,884,276	2,710,742	1	DIR	11/14/14	\$12.50	\$26.56	2,518	410
	+0	11/12/14	Microchip Tech	MCHP	OB	\$3,667,050	145,000	1	CB,CEO,DIR,PR	11/13/14	\$25.29	\$43.36	8,714	1,830
	+0	11/4/14	United Parcel Svc	UPS	OE*	\$3,038,047	43,952	1	VP	11/11/14	\$69.12	\$106.83	96,705	3,800
	+0	11/14/14	Echostar	SATS	OB	\$2,806,000	100,000	1	BO,CB,DIR	11/12/14	\$28.06	\$50.60	4,627	230
	+0	11/14/14	Plains GP LP	PAGP	JB*	\$2,500,000	100,000	1	DIR	11/14/14	\$25.00	\$27.69	16,781	5,500
	+0	11/12/14	Brandywine Rlty Tr	BDN	OE*	\$1,222,340	105,644	1	GC,VP	11/10/14	\$11.57	\$15.20	2,720	1,180
	+0	11/13/14	Cincinnati Finl	CINF	OE*	\$1,136,226	27,300	2	GC,SEC,VP	11/11/14	\$41.62	\$51.04	8,345	440
	+0	11/14/14	Assured Guaranty	AGO	OE*	\$1,081,800	60,000	2	CFO,GC,SEC	11/13/14	\$18.03	\$24.94	4,040	1,930
	+0	11/12/14	Stonegate Mort	SGM	B	\$821,477	69,989	2	CFO,DIR	11/13/14	\$11.74	\$11.75	303	130
	+0	11/14/14	Weyco	WEYS	OE*,OB	\$816,060	36,000	3	CB,CEO,DIR,FO,VP	11/13/14	\$22.67	\$28.02	302	10
	+0	11/12/14	Mylan	MYL	B	\$734,285	14,000	1	DIR	11/7/14	\$52.45	\$54.05	20,230	3,230
	+0	11/12/14	Kimberly Clark	KMB	OE*	\$680,046	10,956	1	PR	11/7/14	\$62.07	\$112.65	41,957	1,960
	+0	11/14/14	Quad/Graphics	QUAD	OB	\$563,917	39,881	1	CB,CEO,DIR,PR	11/12/14	\$14.14	\$21.90	1,070	110
	+0	11/12/14	TrueCar	TRUE	B,OB	\$546,747	84,812	4	BD,BO,CAO,DIR,VP	11/14/14	\$6.45	\$17.75	1,381	1,620
	+0	11/4/14	World Acceptance	WRLD	B	\$529,889	6,972	1	BO,DIR	11/12/14	\$76.00	\$77.12	730	150
	+0	11/12/14	Tribune Publishing Co	TPUB	B	\$475,822	28,000	3	CEO,CFO,DIR,PR,VP	11/11/14	\$16.99	\$17.64	449	470
	+0	10/24/14	Lawson Prod	LAWS	B	\$448,064	20,657	1	BO	11/13/14	\$21.69	\$22.74	198	10
	+0	10/14/14	Merck	MRK	OE*	\$440,272	12,875	1	CB,CEO,DIR,PR	11/10/14	\$34.20	\$59.07	168,401	10,650

See last page for the Key to Ratings, Titles & Transaction Type codes.

Continued on Next Page

InsiderInsights Ratings of Latest Insider Purchases (Continued)

InsiderInsights Ratings of Companies with Form 4 Purchases and Accumulations Filed at the SEC in the Past Week

Sorted by: Insider Rating, then Total Transaction Value. Companies already on Recommended list in Bold Green.

Generated with InsiderInsights.com's Special Screens Tool, using pre-made Subscriber Screen: "Ratings of Latest Purchases"

Insider Rating*	Rating Date	Company	Ticker	Trans Type(s)*	Total Purch Value	Shares Bought	# Insiders - Title(s)*	Latest Trans Date	Ave. Purch Price	Recent Price	Mkt Cap (mm)	10-Day Ave Vol (m)	
○○○	+0	11/6/14	LeapFrog Enterprises	LF	B	\$429,772	91,000	3 CEO,CFO,DIR	11/10/14	\$4.72	\$5.05	354	2,220
○○○	+0	10/9/14	First Niagara Finl	FNFG	B	\$394,994	51,514	5 CEO,CFO,DIR,MD	11/13/14	\$7.67	\$8.08	2,869	5,470
○○○	+0	11/12/14	AT&T	T	OE*	\$384,753	16,085	1 CB,CEO,DIR,PR	11/11/14	\$23.92	\$35.90	186,213	18,150
○○○	+0	11/6/14	Herbalife	HLF	JB*,B	\$363,160	9,545	4 CFO,MD,OO,PR,VP	11/20/14	\$38.05	\$38.50	3,534	5,170
○○○	+0	11/13/14	SAExploration	SAEX	B	\$342,178	88,418	1 BO	11/11/14	\$3.87	\$4.00	60	80
○○○	+0	11/12/14	SBA Comms	SBAC	OE*	\$328,138	9,514	1 DIR	11/10/14	\$34.49	\$113.04	14,593	1,190
○○○	+0	11/14/14	Salix Pharm	SLXP	OE*	\$306,524	17,450	1 VP	11/12/14	\$17.57	\$102.32	6,520	5,840
○○○	+0	11/6/14	Midcoast Energy LP	MEP	B	\$305,829	21,100	4 BD,DIR,OO,PR,VP	11/7/14	\$14.49	\$15.67	723	300
○○○	+0	11/3/14	Trans World Ent	TWMC	B	\$287,556	89,792	1 BO	11/11/14	\$3.20	\$3.22	102	40
○○○	+0	11/10/14	Cenveo	CVO	B	\$251,892	150,041	4 CB,CEO,CFO,COO	11/12/14	\$1.68	\$1.81	123	2,120
○○○	+0	11/13/14	Coty	COTY	OE*	\$251,750	35,000	1 CT,VP	11/13/14	\$7.19	\$19.15	6,812	1,510
○○○	+0	11/12/14	Approach Res	AREX	B	\$224,900	20,000	2 DIR	11/13/14	\$11.25	\$13.00	514	1,760
○○○	+0	9/3/14	Nu Skin Enterprises	NUS	OB	\$222,500	10,000	1 DIR	11/12/14	\$22.25	\$39.40	2,336	2,720
○○○	+0	11/12/14	Cadiz	CDZI	B	\$212,501	20,000	1 DIR	11/13/14	\$10.63	\$11.02	192	120
○○○	+0	11/10/14	Oci Res LP	OCIR	B	\$199,980	8,888	1 CFO	11/7/14	\$22.50	\$22.68	453	20
○○○	+0	11/13/14	Sealed Air	SEE	B	\$191,473	5,000	1 DIR	11/12/14	\$38.29	\$37.96	8,016	2,800
○○○	+0	10/24/14	Aviat Networks	AVNW	B	\$189,712	135,557	1 BO	11/10/14	\$1.40	\$1.36	85	310
○○○	+0	11/13/14	Meridian Banc	EBSB	B	\$172,700	15,000	1 DIR	11/13/14	\$11.51	\$11.34	620	210
○○○	+0	11/12/14	Meridian Bioscience	VIVO	B	\$168,924	10,000	1 DIR	11/11/14	\$16.89	\$16.19	673	340
○○○	+0	11/12/14	RPC	RES	B	\$164,246	10,500	1 DIR	11/6/14	\$15.64	\$15.98	3,493	1,680
○○○	+0	8/22/14	Vocera Comms	VCRA	B	\$161,155	16,000	2 CFO,SO,VP	11/10/14	\$10.07	\$10.18	260	170
○○○	+0	11/13/14	Akebia Therap	AKBA	B,OB	\$157,320	42,800	3 CEO,DIR,PR	11/13/14	\$3.68	\$11.98	244	300
○○○	+0	11/10/14	OneBeacon Insurance	OB	B	\$154,375	9,500	2 DIR	11/6/14	\$16.25	\$16.28	1,551	60
○○○	+0	10/30/14	Gigamon	GIMO	B	\$142,305	10,000	1 DIR	11/7/14	\$14.23	\$14.46	471	310
○○○	+0	11/12/14	Tetralogic Pharm	TLOG	B	\$141,197	35,000	3 CEO,CFO,DIR,PR,TR	11/12/14	\$4.03	\$4.14	92	50
○○○	+0	11/5/14	Entegra Finl	ENFC	B	\$138,710	10,000	1 CFO	11/13/14	\$13.87	\$13.75	90	40
○○○	+0	11/13/14	Southside Banc	SBSI	B	\$128,495	3,783	1 DIR	11/13/14	\$33.97	\$34.30	649	60
○○○	+0	11/14/14	Vectrus	VEC	B	\$127,084	5,000	1 DIR	11/14/14	\$25.42	\$25.50	267	140
○○○	0	10/24/14	Honeywell Intl	HON	OE*	\$21,906,000	600,000	1 CB,CEO,DIR	11/11/14	\$36.51	\$96.79	75,768	2,260
○○○	0	10/24/14	Commerce Banc	CBSH	OE*	\$4,220,971	119,600	1 CB,CEO,DIR	11/6/14	\$35.29	\$45.62	4,184	250
○○○	0	11/14/14	Groupon	GRPN	AB	\$3,626,516	454,166	1 BO,CEO,DIR	11/13/14	\$7.99	\$7.84	5,263	23,010
○○○	0	11/3/14	MSC Industrial Direct	MSM	OE*	\$3,338,097	50,015	1 SO,VP	11/6/14	\$66.74	\$80.66	4,969	540
○○○	0	9/10/14	Colgate-Palmolive	CL	OE*	\$2,663,500	70,000	1 VCB	11/11/14	\$38.05	\$67.56	61,574	2,510
○○○	0	11/7/14	Move	MOVE	OE*	\$2,041,164	213,076	2 CAO,CFO,VP	11/10/14	\$9.58	\$20.95	853	850
○○○	0	10/31/14	AFLAC	AFL	OE*	\$1,649,983	44,518	1 DIR,PR	11/12/14	\$37.06	\$59.31	26,724	2,270
○○○	0	11/14/14	3D Sys	DDD	B	\$881,289	26,479	1 DIR	11/14/14	\$33.28	\$34.07	3,789	3,320
○○○	0	11/5/14	AvalonBay Comms	AVB	OE*	\$777,316	5,960	1 VP	11/12/14	\$130.42	\$156.75	20,692	670
○○○	0	11/10/14	Wynn Resorts	WYNN	OB	\$529,400	10,000	1 DIR	11/7/14	\$52.94	\$183.99	18,647	1,790
○○○	0	11/13/14	Pandora Media	P	B	\$464,595	25,000	1 CB,CEO,DIR,PR	11/12/14	\$18.58	\$21.51	4,476	8,860
○○○	0	10/24/14	Merrimack Pharm	MACK	B	\$456,684	54,390	2 DIR	11/13/14	\$8.40	\$8.48	898	2,250
○○○	0	11/13/14	POZEN	POZN	OE*	\$310,387	64,830	2 CFO,DIR,FO,VP	11/10/14	\$4.79	\$9.09	292	350
○○○	0	9/29/14	SIGA Tech	SIGA	B	\$299,120	199,727	1 BO,DIR	11/7/14	\$1.50	\$1.60	86	150
○○○	0	11/13/14	Selective Insurance	SIGI	OE*	\$220,250	10,000	1 CB,CEO,DIR	11/12/14	\$22.03	\$26.34	1,486	130
○○○	0	9/30/14	Pizza Inn	PZZI	OB	\$205,584	77,000	1 DIR	11/11/14	\$2.67	\$6.90	65	60
---	+100	11/12/14	Coherus Biosciences	CHRS	JB*,OE*	\$8,421,185	857,346	4 BO,DIR,O	11/12/14	\$9.82	\$13.92	446	470
---	+100	11/14/14	Upland Software	UPLD	JB*	\$4,615,392	384,616	3 BO,CEO,DIR	11/12/14	\$12.00	\$10.80	155	330
---	+100	11/12/14	Nevro	NVRO	JB*	\$4,590,000	255,000	2 BO	11/12/14	\$18.00	\$25.54	601	670
---	+100	11/10/14	Triumph Banc	TBK	JB*,B	\$3,348,968	278,402	15 CB,CEO,CFO,CT,DIR	11/13/14	\$12.03	\$12.71	211	220
---	+100	11/12/14	Antero Midstream LP	AM	JB*	\$3,175,000	127,000	6 CEO,CFO,DIR,PR,VP	11/10/14	\$25.00	\$28.86	4,383	3,550
---	+100	10/6/14	Vivint Solar	VSLR	B	\$611,236	50,000	1 CEO,DIR,PR	11/13/14	\$12.22	\$11.93	1,256	1,170

See last page for the Key to Ratings, Titles & Transaction Type codes.

InsiderInsights Ratings of Latest Insider Sales

InsiderInsights Ratings of Companies with Form 4 Sales and Distributions Filed at the SEC in the Past Week

Sorted by: Insider Rating, then Total Transaction Value. Companies already on Recommended list in Bold Red.

Created with InsiderInsights.com. For more information, visit InsiderInsights.com. "Data as of 11/17/14"

Insider Rating*	Rating	Date	Company	Ticker	Trans Type(s)*	Total Sale Value	Shares Sold	# Insiders - Title(s)*	Latest Trans Date	Ave. Sale Price	Recent Price	% Pr Below Highs	Mkt Cap (mm)	10-Day Ave Vol (m)
	-1	10/15/14	Ruckus Wireless	RKUS	OS,AS	\$1,076,160	87,471	2 CTO,DIR,VP	11/13/14	\$12.30	\$12.32	-20%	1,037	1,180
	-1	11/10/14	MGM Resorts Intl	MGM	S	\$284,928	12,986	1 DIR	11/7/14	\$21.94	\$22.72	-24%	11,158	8,140
	-0.5	11/7/14	Noodles	NDLS	JS*	\$74,237,096	3,042,504	2 BO,DIR	11/6/14	\$24.40	\$23.48	-44%	700	930
	-0.5	11/12/14	Scripps Networks	SNI	S	\$49,955,302	680,000	7 BO	11/10/14	\$73.46	\$75.17	-15%	10,307	1,460
	-0.5	9/23/14	Splunk	SPLK	OS	\$7,641,209	114,332	3 CB,CEO,CFO,DIR,PR	11/12/14	\$66.83	\$68.35	-37%	8,196	1,830
	-0.5	10/7/14	Barracuda Networks	CUDA	AS	\$3,066,197	89,097	3 BO,CFO,DIR,SO,VP	11/13/14	\$34.41	\$35.34	-27%	1,836	380
	-0.5	9/12/14	Yelp	YELP	AS	\$2,096,100	35,526	3 BO,CEO,COO,DIR,LO	11/12/14	\$59.00	\$59.82	-42%	4,338	3,130
	-0.5	11/12/14	RadiSys	RSYS	S	\$1,962,881	801,176	1 BO	11/7/14	\$2.45	\$2.45	-47%	89	260
	-0.5	11/14/14	Bio-Rad LABS	BIO	OS,JS*	\$1,666,446	14,853	4 BO,CFO,CT,TR,VP	11/13/14	\$112.20	\$111.90	-16%	3,239	120
	-0.5	10/20/14	Fluidigm	FLDM	S,OS	\$842,404	28,950	3 CFO,DIR,O	11/12/14	\$29.10	\$29.99	-42%	847	250
	-0.5	9/16/14	Zulily	ZU	S	\$722,963	25,000	1 DIR	11/11/14	\$28.92	\$28.40	-61%	3,560	2,540
	-0.5	9/9/14	Cvent	CVT	AS	\$587,749	22,000	3 CTO,IO,PR,SO	11/7/14	\$26.72	\$28.15	-37%	1,163	280
	-0.5	10/1/14	Financial Engines	FNGN	OS	\$464,631	15,000	1 CEO,DIR	11/10/14	\$30.98	\$32.91	-56%	1,710	670
	-0.5	11/13/14	Amer Public Ed	APEI	AS	\$459,000	14,000	2 CEO,DIR,PR,VP	11/10/14	\$32.79	\$36.62	-23%	632	190
	-0.5	10/21/14	Commscope	COMM	OS	\$416,938	20,000	1 COO,VP	11/11/14	\$20.85	\$21.20	-25%	3,979	1,320
	-0.5	11/13/14	Sprint	S	OS	\$407,978	84,508	1 PR	11/12/14	\$4.83	\$5.05	-58%	19,978	43,770
	-0.5	11/13/14	Cabot	CBT	OS	\$377,500	8,000	1 VP	11/13/14	\$47.19	\$46.03	-23%	2,964	480
	-0.5	9/3/14	Marketo	MKTO	AS	\$331,469	10,000	1 CB,CEO,DIR,PR	11/12/14	\$33.15	\$32.42	-26%	1,336	350
	-0.5	9/2/14	Vera Bradley	VRA	AS	\$225,450	10,000	1 BO	11/7/14	\$22.55	\$22.08	-25%	898	320
	-0.5	9/9/14	Cogent Comms	CCOI	AS	\$213,032	6,000	1 VP	11/13/14	\$35.51	\$35.77	-18%	1,654	390
	-0.5	9/22/14	YRC Worldwide	YRCW	S	\$212,097	8,975	2 CT,GC,VP	11/7/14	\$23.63	\$23.73	-20%	742	860
	-0.5	11/7/14	Steiner Leisure	STNR	OS	\$170,762	4,000	2 CB,DIR	11/10/14	\$42.69	\$42.57	-30%	578	50
	-0.5	10/3/14	Medbox	MDBX	S	\$170,228	16,800	4 BO,DIR,F	11/13/14	\$10.13	\$9.28	-89%	283	110
	-0	10/31/14	SPX	SPW	S	\$55,189,068	592,878	1 BO	11/11/14	\$93.09	\$91.93	-17%	3,776	540
	-0	11/12/14	Tableau Software	DATA	AS,S	\$51,949,029	623,743	7 BO,CB,CEO,CFO,DIR	11/14/14	\$83.29	\$84.83	-19%	5,882	1,490
	-0	11/7/14	Best Buy Co	BBY	AS	\$19,478,155	550,000	1 BO	11/13/14	\$35.41	\$35.49	-20%	12,408	3,860
	-0	10/1/14	Versartis	VSAR	S	\$16,199,040	836,200	2 BO	11/12/14	\$19.37	\$18.54	-47%	449	180
	-0	11/12/14	Codexis	CDXS	JS*	\$6,923,303	2,921,225	1 BO,DIR	11/10/14	\$2.37	\$2.30	-28%	91	110
	-0	9/8/14	SolarCity	SCTY	OS	\$6,803,340	132,000	2 CTO,DIR,GC,VP	11/10/14	\$51.54	\$53.02	-42%	5,090	4,380
	-0	10/31/14	Ryland	RYL	OS,S	\$3,778,388	100,633	5 CEO,COO,DIR,PR,VP	11/13/14	\$37.55	\$37.30	-19%	1,720	930
	-0	11/13/14	Gaming & Leisure Pr	GLPI	OS	\$3,176,892	100,000	1 CFO,VP	11/12/14	\$31.77	\$31.97	-39%	3,595	700
	-0	9/22/14	Vitamin Shoppe	VSI	OS	\$3,066,671	66,855	3 CEO,DIR,O	11/6/14	\$45.87	\$47.95	-16%	1,481	850
	-0	10/14/14	Realogy	RLGY	S,OS	\$2,536,558	59,315	3 CEO,PR,VP	11/10/14	\$42.76	\$42.97	-17%	6,284	2,070
	-0	10/16/14	CBS	CBS	OS	\$2,465,046	47,800	1 BO,CB,DIR	11/12/14	\$51.57	\$53.41	-24%	27,739	9,530
	-0	11/5/14	LKQ	LKQ	OS	\$2,309,872	80,000	1 DIR	11/6/14	\$28.87	\$28.98	-16%	8,782	1,080
	-0	11/14/14	Accelaron Pharma	XLRN	OS,AS	\$2,204,609	65,918	6 CEO,CFO,DIR,GC,PR	11/13/14	\$33.44	\$33.50	-43%	1,081	260
	-0	9/4/14	Advisory Board	ABCO	OS	\$2,197,142	45,105	2 DIR,PR	11/13/14	\$48.71	\$46.38	-33%	1,670	380
	-0	11/4/14	MedAssets	MDAS	OS,S	\$2,069,847	103,334	2 CB,CEO,DIR,PR	11/12/14	\$20.03	\$20.50	-21%	1,234	820
	-0	10/15/14	Dicerna Pharm	DRNA	JS*	\$1,938,354	214,164	1 BO	11/7/14	\$9.05	\$9.27	-80%	165	170
	-0	11/12/14	Demandware	DWRE	OS,AS	\$1,789,688	30,000	2 CEO,DIR,LO,PR	11/10/14	\$59.66	\$60.89	-27%	2,211	580
	-0	11/14/14	TravelCenters	TA	S	\$1,699,335	186,500	3 CFO,GC,TR,VP	11/12/14	\$9.11	\$9.13	-23%	344	440
	-0	9/3/14	Gentherm	THRM	AS	\$1,625,392	40,000	1 DIR	11/10/14	\$40.63	\$40.43	-22%	1,443	460
	-0	11/13/14	Oshkosh	OSK	OS	\$1,601,211	34,333	1 PR,VP	11/12/14	\$46.64	\$46.79	-23%	3,734	950
	-0	9/17/14	Steven Madden	SHOO	OS	\$1,543,916	47,229	1 CB,CEO,DIR	11/10/14	\$32.69	\$32.83	-17%	2,109	450
	-0	11/10/14	Saia	SAIA	OS	\$1,538,512	29,985	1 CEO,PR	11/7/14	\$51.31	\$52.13	-18%	1,291	240
	-0	11/12/14	Medidata Solutions	MDSO	OS	\$1,166,512	26,864	1 VP	11/10/14	\$43.42	\$41.22	-36%	2,236	390
	-0	11/14/14	Zendesk	ZEN	AS,OS	\$1,127,398	47,945	3 CFO,GC,SEC,SO,VP	11/11/14	\$23.51	\$25.05	-17%	1,825	690
	-0	8/27/14	Zillow	Z	OS	\$1,052,016	10,000	1 CEO,DIR	11/13/14	\$105.20	\$113.71	-36%	4,623	1,800
	-0	11/10/14	Tesla Motors	TSLA	AS	\$1,048,880	4,329	1 DIR	11/6/14	\$242.29	\$258.68	-17%	32,434	6,820
	-0	11/10/14	Bed Bath & Beyond	BBBY	OS	\$1,026,702	15,000	1 COO	11/6/14	\$68.45	\$71.53	-15%	13,250	2,000

See last page for the Key to Ratings, Titles & Transaction Type codes.

Continued on Next Page

InsiderInsights Ratings of Latest Insider Sales (Continued)

InsiderInsights Ratings of Companies with Form 4 Sales and Distributions Filed at the SEC in the Past Week

Sorted by: Insider Rating, then Total Transaction Value. Companies already on Recommended list in Bold Red.

Generated with InsiderInsights.com's Special Screens Tool, using pre-made Subscriber Screen: "Ratings of Latest Sales"

Insider Rating*	Rating	Date	Company	Ticker	Trans Type(s)*	Total Sale Value	Shares Sold	# Insiders - Title(s)*	Latest Trans Date	Ave. Sale Price	Recent Price	% Pr Below Highs	Mkt Cap (mm)	10-Day Ave Vol (m)
○○○	-0	11/10/14	Accuride	ACW	S	\$943,260	191,370	1 BO	11/10/14	\$4.93	\$4.81	-17%	230	230
○○○	-0	11/7/14	Maxim Integrated Prod	MXIM	OS	\$886,707	30,000	1 VP	11/7/14	\$29.56	\$29.57	-17%	8,366	1,400
○○○	-0	9/12/14	Potbelly	PBPB	OS,S	\$879,499	64,330	2 DIR,LO	11/13/14	\$13.67	\$13.41	-53%	388	390
○○○	-0	11/14/14	P H Glatfelter Co	GLT	S	\$815,772	30,440	2 CFO,VP	11/14/14	\$26.80	\$26.80	-16%	1,151	170
○○○	-0	11/14/14	Craft Brew Alliance	BREW	OS	\$799,871	58,566	1 CFO	11/14/14	\$13.66	\$13.81	-25%	263	100
○○○	-0	11/3/14	Franklin Electric Co	FELE	S	\$750,775	20,000	1 DIR	11/12/14	\$37.54	\$37.12	-19%	1,765	160
○○○	-0	10/2/14	Opower	OPWR	AS	\$676,360	40,518	1 CEO,DIR	11/10/14	\$16.69	\$16.30	-36%	812	300
○○○	-0	10/14/14	Flotek Ind	FTK	AS	\$675,801	30,000	1 VP	11/7/14	\$22.53	\$22.03	-32%	1,188	880
○○○	-0	11/12/14	NewLink Genetics	NLNK	AS	\$658,700	20,000	1 CB,CEO,DIR	11/10/14	\$32.94	\$30.54	-38%	854	1,000
○○○	-0	9/2/14	Synaptics	SYNA	OS	\$616,400	10,000	1 CEO,DIR,PR	11/7/14	\$61.64	\$61.90	-34%	2,284	1,020
○○○	-0	9/2/14	MacroGenics	MGNX	OS	\$595,000	25,000	1 BD,VP	11/13/14	\$23.80	\$23.27	-42%	647	280
○○○	-0	11/12/14	Cardtronics	CATM	AS	\$566,768	15,000	1 CFO	11/11/14	\$37.78	\$37.39	-15%	1,665	280
○○○	-0	10/14/14	RPX	RPXC	AS	\$521,646	37,500	1 CEO,DIR	11/13/14	\$13.91	\$13.91	-23%	750	270
○○○	-0	11/12/14	Whole Foods Market	WFM	OS	\$506,415	10,856	2 DIR,PR	11/7/14	\$46.65	\$47.11	-22%	17,018	10,630
○○○	-0	11/14/14	Lionbridge Tech	LIOX	OS	\$489,399	91,231	1 CFO	11/12/14	\$5.36	\$5.26	-29%	336	340
○○○	-0	10/29/14	NPS Pharm	NPSP	AS	\$448,087	15,188	1 DIR	11/11/14	\$29.50	\$29.00	-26%	3,098	1,350
○○○	-0	11/14/14	CECO Environmental	CECE	OS	\$442,175	30,000	1 CEO,DIR,PR	11/13/14	\$14.74	\$14.54	-22%	376	50
○○○	-0	11/3/14	Imperva	IMPV	OS	\$438,306	10,076	1 GC,VP	11/11/14	\$43.50	\$44.43	-35%	1,181	470
○○○	-0	11/14/14	Shutterfly	SFLY	S	\$435,623	10,330	1 DIR	11/12/14	\$42.17	\$42.48	-24%	1,646	650
○○○	-0	11/14/14	PROS	PRO	AS	\$430,050	15,000	1 CFO,VP	11/12/14	\$28.67	\$30.39	-31%	882	100
○○○	-0	11/14/14	Crane Co	CR	S	\$429,568	7,000	1 GC,SEC,VP	11/12/14	\$61.37	\$60.83	-20%	3,588	400
○○○	-0	10/16/14	Lifelock	LOCK	OS	\$393,960	23,000	2 CFO,O	11/12/14	\$17.13	\$17.68	-26%	1,655	1,310
○○○	-0	10/2/14	Aspen Tech	AZPN	JS*	\$374,984	9,850	1 CFO,VP	11/11/14	\$38.07	\$37.79	-21%	3,419	750
○○○	-0	11/14/14	Hess	HES	S	\$324,470	4,000	1 COO,PR	11/13/14	\$81.12	\$83.03	-22%	24,823	3,840
○○○	-0	8/25/14	Hydrogenics	HYGS	S	\$323,483	17,800	1 BO	11/7/14	\$18.17	\$14.80	-49%	148	200
○○○	-0	8/29/14	Monotype Imaging	TYPE	OS	\$309,793	11,000	1 A,CFO,SEC,TR,VP	11/7/14	\$28.16	\$28.89	-15%	1,136	190
○○○	-0	11/13/14	Ford Motor	F	OS	\$243,100	17,000	1 VP	11/12/14	\$14.30	\$15.14	-21%	58,269	33,940
○○○	-0	11/5/14	Twitter	TWTR	AS	\$222,704	5,426	1 VP	11/12/14	\$41.04	\$41.85	-45%	26,554	29,600
○○○	-0	11/12/14	RTI Intl Metals	RTI	OS	\$192,000	8,000	1 CEO,DIR,PR,VCB	11/7/14	\$24.00	\$23.62	-34%	726	200
○○○	-0	11/3/14	Fabrinet	FN	S	\$178,987	10,214	1 O	11/12/14	\$17.52	\$17.81	-23%	629	130
○○○	-0	11/14/14	Red Robin Gourmet	RRGB	OS	\$174,775	2,500	1 CFO	11/12/14	\$69.91	\$68.51	-15%	960	420
○○○	-0	11/10/14	IXYS	IXYS	OS	\$170,969	15,000	1 DIR	11/10/14	\$11.40	\$11.67	-24%	368	150
○○○	-0	10/9/14	Freescale Semi	FSL	S	\$166,127	8,535	4 OO,SO,VP	11/11/14	\$19.46	\$19.67	-23%	5,979	2,220
○○○	-0	11/14/14	Unisys	UIS	S	\$165,160	6,000	3 CFO,CIO,VP	11/13/14	\$27.53	\$27.79	-24%	1,388	450
○○○	-0	11/10/14	Empire Resorts	NYNY	OS	\$165,070	21,334	1 CEO,DIR	11/6/14	\$7.74	\$7.62	-18%	300	190
○○○	-0	11/4/14	SP Plus	SP	S	\$161,065	7,307	3 AO,OO,VP	11/12/14	\$22.04	\$22.29	-21%	491	40
○○○	-0	11/12/14	FireEye	FEYE	OS	\$159,728	5,000	1 DIR	11/10/14	\$31.95	\$33.80	-67%	5,084	9,240
○○○	0	11/10/14	AGCO	AGCO	OS	\$4,248,770	93,500	1 CB,CEO,DIR,PR	11/10/14	\$45.44	\$44.18	-26%	4,064	1,080
○○○	0	9/18/14	ViaSat	VSAT	S,OS	\$1,363,491	21,714	1 VP	11/11/14	\$62.79	\$67.61	-16%	3,172	590
○○○	0	10/30/14	ValueVision Media	VTV	S	\$1,078,300	186,055	1 SH	11/13/14	\$5.80	\$5.83	-18%	322	230
○○○	0	10/30/14	Nimble Storage	NMBL	AS	\$902,711	32,000	1 CTO	11/12/14	\$28.21	\$27.63	-51%	2,028	460
○○○	0	11/12/14	Wolverine World Wide	WWW	S	\$548,834	20,200	1 PR,VP	11/7/14	\$27.17	\$26.70	-20%	2,712	640
○○○	0	11/3/14	Trueblue	TBI	S	\$496,100	20,000	2 GC,HR,SEC,VP	11/12/14	\$24.81	\$25.00	-20%	1,063	240
○○○	0	11/12/14	Xoom	XOOM	OS	\$391,018	26,750	2 CEO,CFO,DIR,PR	11/11/14	\$14.62	\$14.98	-51%	576	600
○○○	0	11/6/14	Xilinx	XLNX	S	\$295,834	6,800	1 VP	11/11/14	\$43.51	\$43.61	-22%	11,533	2,290
○○○	0	11/7/14	Boyd Gaming	BYD	S	\$263,348	22,800	1 DIR,VP	11/10/14	\$11.55	\$12.06	-21%	1,308	1,860
○○○	0	8/18/14	Franks Intl NV	FI	AS	\$247,189	12,268	2 O	11/14/14	\$20.15	\$20.63	-28%	3,183	790
○○○	0	9/2/14	Zebra Tech	ZBRA	OS	\$235,143	3,226	1 GC,SEC,VP	11/10/14	\$72.89	\$70.69	-15%	3,600	720
○○○	0	8/21/14	iCAD	ICAD	S	\$203,118	18,318	1 CEO,PR	11/11/14	\$11.09	\$11.00	-21%	170	40
○○○	0	11/5/14	Morningstar	MORN	AS,OS	\$196,193	2,800	2 DIR,GC,SEC	11/13/14	\$70.07	\$69.58	-19%	3,102	90

See last page for the Key to Ratings, Titles & Transaction Type codes.

InsiderInsights Bullish Universe

Companies with Active, Significantly Bullish InsiderInsights Company Ratings

Sorted by Rating Date. Generated with InsiderInsights.com's Special Screens Tool, using pre-made Subscriber Screen: "InsiderInsights Bullish Universe"

Insider Rating*	Rating Date	Company	Ticker	Insider Rating*	Rating Date	Company	Ticker	Insider Rating*	Rating Date	Company	Ticker			
●○○○	+1	11/14/14	C&J Energy Svs	CJES	●○○○	+1	10/17/14	KeyCorp	KEY	●○○○	+1	9/5/14	Intersections	INTX
●○○○	+1	11/13/14	AmTrust Finl Svs	AFSI	●○○○	+1	10/10/14	Natural Res LP	NRP	●○○○	+1	9/4/14	Republic Svs	RSG
●●○○	+2	11/13/14	New Mtn Finance	NMFC	●○○○	+1	10/9/14	Ligand Pharm	LGND	●○○○	+1	9/3/14	Kindred Biosciences	KIN
●○○○	+1	11/12/14	DaVita HealthCare	DVA	●○○○	+1	10/9/14	Allison Transmission	ALSN	●○○○	+1	8/29/14	THL Credit	TCRD
●○○○	+1	11/12/14	Allscripts Healthcare	MDRX	●○○○	+1	10/8/14	OMNOVA Solutions	OMN	●○○○	+1	8/28/14	Air T	AIRT
●●○○	+2	11/12/14	Prospect Cap	PSEC	●○○○	+1	10/3/14	Ferrellgas LP	FGP	●○○○	+1	8/28/14	First of Long Island	FLIC
●○○○	+1	11/12/14	TearLab	TEAR	●○○○	+1	10/3/14	Rockwell Medical	RMTI	●○○○	+1	8/27/14	CIBER	CBR
●○○○	+1	11/12/14	Summer Infant	SUMR	●○○○	+1	10/3/14	Threshold Pharm	THLD	●○○○	+1	8/26/14	Mannatech	MTEX
●○○○	+1	11/12/14	MRC Global	MRC	●○○○	+1	10/3/14	Catalyst Pharm Part	CPRX	●○○○	+1	8/22/14	Southern Copper	SCCO
●○○○	+1	11/12/14	Memorial Prod LP	MEMP	●○○○	+1	10/1/14	Synta Pharm	SNTA	●○○○	+1	8/22/14	HomeStreet	HMST
●○○○	+1	11/10/14	Chesapeake Energy	CHK	●○○○	+1	9/30/14	MVC Cap	MVC	●○○○	+1	8/22/14	Wheeler RE Inv Tr	WHLR
●○○○	+1	11/10/14	Time Warner	TWX	●○○○	+1	9/30/14	Amer Homes 4 Rent	AMH	●○○○	+1	8/21/14	HA Sust Infr Cap	HASI
●○○○	+1	11/10/14	Zagg	ZAGG	●○○○	+1	9/29/14	Univest of PA	UVSP	●○○○	+1	8/20/14	Aegerion Pharm	AEGR
●○○○	+1	11/7/14	Comstock Res	CRK	●●○○	+2	9/26/14	CONNIS	CONN	●○○○	+1	8/15/14	RBC Bearings	ROLL
●○○○	+1	11/7/14	AK Steel	AKS	●○○○	+1	9/25/14	Violin Memory	VMEM	●○○○	+1	8/15/14	Matador Res Co	MTDR
●○○○	+1	11/7/14	Goodrich Petrol	GDP	●○○○	+1	9/23/14	Revolution Lighting	RVLT	●○○○	+1	8/14/14	Monmouth RE Inv	MNR
●○○○	+1	11/7/14	PDI	PDII	●○○○	+1	9/23/14	Ulta Salon Cosmetics	ULTA	●○○○	+1	8/13/14	Merge Healthcare	MRGE
●○○○	+1	11/7/14	Endurance Specialty	ENH	●○○○	+1	9/23/14	Imperial	IFT	●○○○	+1	8/13/14	Integrated Electrical	IESC
●○○○	+1	11/6/14	Barrett Business Svs	BBSI	●○○○	+1	9/22/14	Amer Eagle Outfitters	AEO	●○○○	+1	8/12/14	Inovio Pharm	INO
●○○○	+1	11/6/14	Chimerix	CMRX	●○○○	+1	9/22/14	PolyOne	POL	●○○○	+1	8/8/14	CARBO Ceramics	CRR
●○○○	+1	11/6/14	Ares Cap	ARCC	●○○○	+1	9/17/14	Mercer Intl	MERC	●○○○	+1	8/6/14	Horizon Banc	HBNC
●○○○	+1	11/5/14	BIOLASE	BIOL	●○○○	+1	9/16/14	Ion Geophysical	IO	●○○○	+1	8/6/14	Suffolk Banc	SUBK
●○○○	+1	11/5/14	Endologix	ELGX	●○○○	+1	9/16/14	Halozyme Therap	HALO	●○○○	+1	8/5/14	Old Natl Banc	ONB
●○○○	+1	11/5/14	NuStar Energy LP	NS	●○○○	+1	9/16/14	HeartWare Intl	HTWR	●○○○	+1	8/4/14	Intevac	IVAC
●○○○	+1	11/4/14	Cross	CROX	●○○○	+1	9/15/14	Tallgrass Energy LP	TEP	●○○○	+1	7/31/14	Armstrong World Ind	AWI
●○○○	+1	11/3/14	Sonus Networks	SONS	●●○○	+2	9/12/14	Martin Midstream LP	MMLP	●○○○	+1	7/31/14	KA MLP Inv Co	KYN
●○○○	+1	10/31/14	Tile Shop	TTS	●●○○	+2	9/10/14	Ladenburg Thalmann	LTS	●○○○	+1	7/23/14	General Electric	GE
●○○○	+1	10/29/14	Unifi	UFI	●○○○	+1	9/10/14	Limelight Networks	LLNW	●○○○	+1	7/16/14	Accelerate Diagn	AXDX
●○○○	+1	10/29/14	JMP	JMP	●○○○	+1	9/9/14	Nuverra Environ	NES	●○○○	+1	7/14/14	Natures Sunshine	NATR
●○○○	+1	10/27/14	KMG Chemicals	KMG	●○○○	+1	9/5/14	Calpine	CPN	●○○○	+1	7/3/14	Ring Energy	REI
●○○○	+1	10/27/14	Home Loan Servicing	HLSS	●●○○	+2	9/5/14	Opko Health	OPK					

InsiderInsights Bearish Universe

Companies with Active, Significantly Bearish InsiderInsights Company Ratings

Sorted by Rating Date.. Generated with InsiderInsights.com's Special Screens Tool, using pre-made Subscriber Screen: "InsiderInsights Bearish Universe"

Insider Rating*	Rating Date	Company	Ticker	Insider Rating*	Rating Date	Company	Ticker	Insider Rating*	Rating Date	Company	Ticker			
●○○○	-1	11/10/14	MGM Resorts Intl	MGM	●○○○	-1	10/2/14	Ascena Retail	ASNA	●○○○	-1	9/4/14	NanoString Tech	NSTG
●○○○	-1	11/4/14	MannKind	MNKD	●○○○	-1	9/29/14	JDS Uniphase	JDSU	●○○○	-1	8/29/14	Amer Superconductor	AMSC
●○○○	-1	11/4/14	Tupperware Brands	TUP	●●○○	-2	9/24/14	Solazyme	SZYM	●○○○	-1	8/18/14	Audience	ADNC
●○○○	-1	10/17/14	Sprouts Farmers Mkt	SFM	●○○○	-1	9/22/14	Select Medical	SEM	●○○○	-1	8/13/14	Apollo Education	APOL
●○○○	-1	10/15/14	Ruckus Wireless	RKUS	●○○○	-1	9/19/14	VirnetX	VHC					
●○○○	-1	10/2/14	Nuance Comms	NUAN	●○○○	-1	9/17/14	Infoblox	BLOX					

* See last page for the Key to Ratings, Titles & Transaction Type codes.

INSIDE THE MARKET

Our Interpretation of Insiders' Top-Down Sentiment.

Our market commentary remains virtually unchanged, and we could not be happier. It's a good week when we can focus on stock-specific issues and not a change in secular factors. It still appears correct to have ignored the "sky-is-falling" crowd, and to buy October's panic and rebound. It is very satisfying that our Insider-Based Market Indicator again helped us to stay the course.

The absolute level of our Insider-Based Market Indicator (See yellow ovals in Charts below) is still not obviously bearish relative to where it has fallen during this (ongoing) financial crisis. And insiders have acted very normally this year—selling strength & buying weakness most weeks.

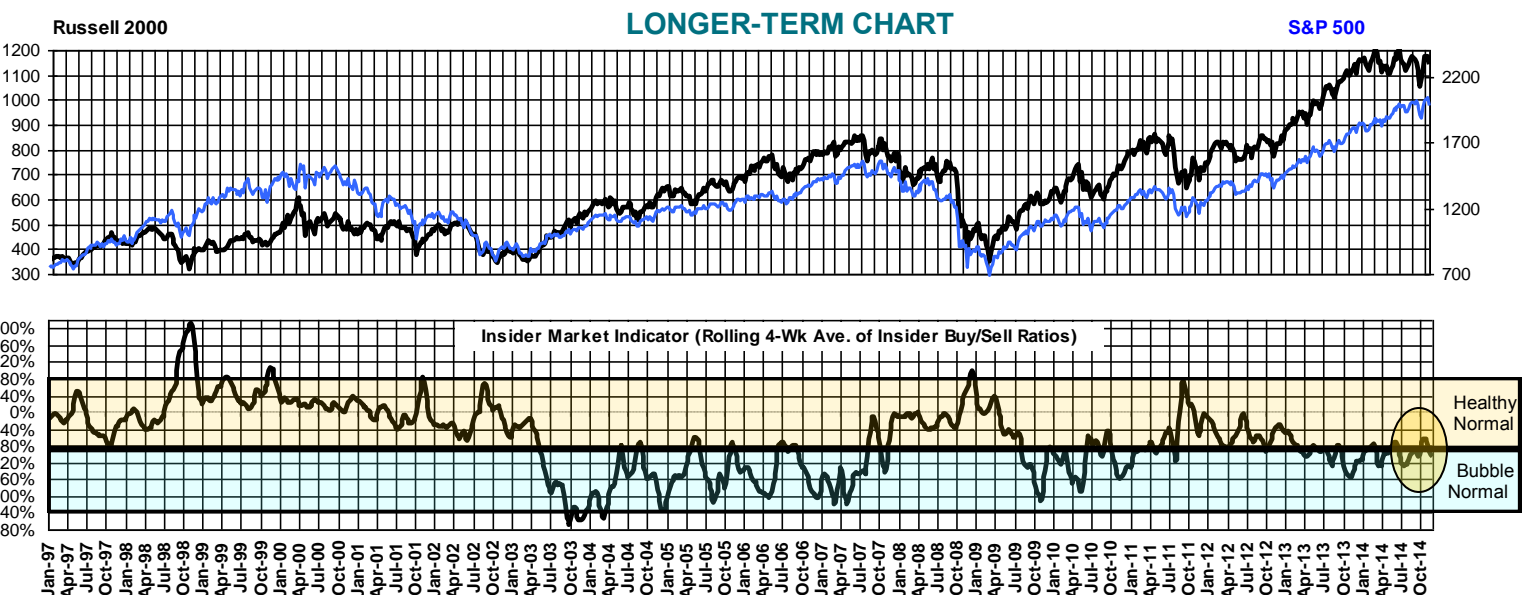
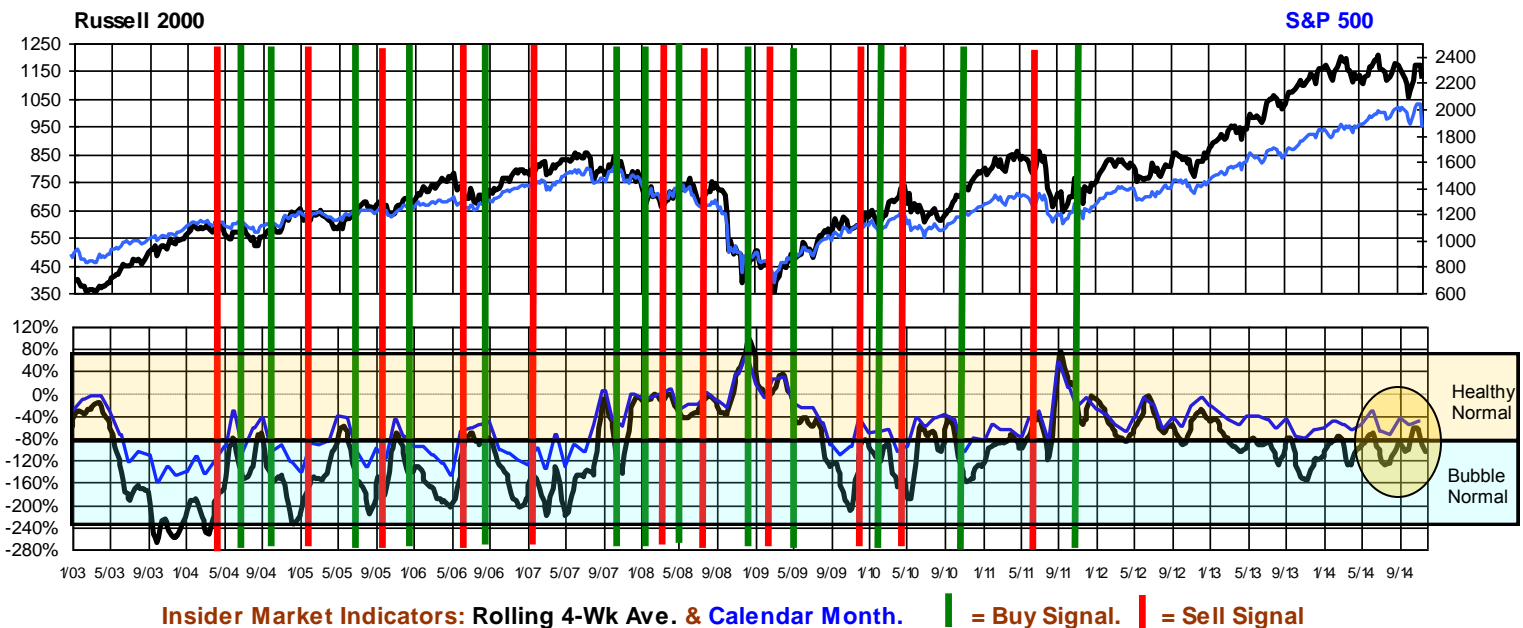
The fact that our Indicator has not moved in an obviously bearish fashion has allowed us to (correctly) stay leaning mostly or all long

for a very long time. The last major signal generated was all the way back in the fall of 2011, as indicated by the green vertical "Buy" bar on the Chart below.

We are not perma-bulls. But we remain partial to the trite, but (we think) true arguments that U.S. equities represent a relatively attractive asset class compared to global alternatives. The U.S. economy is showing more growth and stability than other regions, and we further expect money to move out of fixed income as the (hard-to-time) end of the bull market in U.S. bonds grows nearer.

Earnings trends are decent, and valuations not overstretched. There is really no need to over think why U.S. equities remain attractive. After buying October's dip, we are fully invested long.

Time Period	# Firms With Open-Market Purchases	# Firms With Open-Market Sales	Buy/Sell Ratio	Rolling 4-Week Average
Week Ending 11/14/14	345	645	-87%	-107%
Month Ending 10/31/14	563	835	-48%	



COMPANIES WITH LARGEST AGGREGATE INSIDER PURCHASES

Includes Transaction Types B, AB, & JB*, Filed at the SEC in the Past week. Top 50 only.

Generated with InsiderInsights.com's Special Screens Tool, using pre-made Subscriber Screen: "Largest Company Buys (Week) + All Ratings"

Insider Rating*	Rating Date	Company	Ticker	Trans Type(s)*	Total Purch Value	Shares Bought	# Insiders - Title(s)*	Latest Trans Date	Ave. Purch Price	Recent Price	Mkt Cap (mm)	10-Day Ave Vol (m)	
●○○	+1	11/12/14	DaVita HealthCare	DVA	B	\$139,972,896	1,888,836	2 BO	11/10/14	\$74.11	\$75.66	16,259	2,510
●○○	+0.5	11/7/14	Seattle Genetics	SGEN	B	\$57,154,160	1,653,925	1 BO,DIR	11/10/14	\$34.56	\$35.36	4,381	1,370
●○○	+1	11/14/14	C&J Energy Svs	CJES	B	\$12,046,821	643,249	3 BO,DIR	11/13/14	\$18.73	\$19.95	1,104	1,860
●○○	+1	11/10/14	Chesapeake Energy	CHK	B	\$11,661,100	500,000	1 DIR	11/7/14	\$23.32	\$23.21	15,437	13,070
---	+100	11/12/14	Coherus Biosciences	CHRS	JB*	\$7,977,002	590,889	2 BO,DIR	11/12/14	\$13.50	\$13.92	446	470
---	+100	11/14/14	Upland Software	UPLD	JB*	\$4,615,392	384,616	3 BO,CEO,DIR	11/12/14	\$12.00	\$10.80	155	330
---	+100	11/12/14	Nevro	NVRO	JB*	\$4,590,000	255,000	2 BO	11/12/14	\$18.00	\$25.54	601	670
○○○	0	11/14/14	Groupon	GRPN	AB	\$3,626,516	454,166	1 BO,CEO,DIR	11/13/14	\$7.99	\$7.84	5,263	23,010
---	+100	11/10/14	Triumph Banc	TBK	JB*,B	\$3,348,968	278,402	15 CB,CEO,CFO,CT,DIR	11/13/14	\$12.03	\$12.71	211	220
---	+100	11/12/14	Antero Midstream LP	AM	JB*	\$3,175,000	127,000	6 CEO,CFO,DIR,PR	11/10/14	\$25.00	\$28.86	4,383	3,550
○○○	+0	11/14/14	Plains GP LP	PAGP	JB*	\$2,500,000	100,000	1 DIR	11/14/14	\$25.00	\$27.69	16,781	5,500
●○○	+2	11/13/14	New Mtn Finance	NMFC	B	\$2,070,578	139,788	2 CAO,DIR,VP	11/12/14	\$14.81	\$14.94	865	420
○○○	0	11/12/14	United States Steel	X	B	\$1,994,367	54,851	2 CEO,CFO,DIR,PR,VP	11/11/14	\$36.36	\$36.24	5,272	7,540
●○○	+0.5	11/10/14	Coronado Biosciences	CNDO	B,JB*	\$1,891,750	1,175,000	3 BO,CEO,DIR,PR	11/6/14	\$1.61	\$1.82	81	160
●○○	+1	11/12/14	Summer Infant	SUMR	B	\$1,761,371	695,525	4 BO,CEO,DIR	11/13/14	\$2.53	\$2.87	52	500
●○○	+0.5	11/10/14	Globalstar	GSAT	B	\$1,732,950	651,300	5 BO,CEO,DIR,SEC	11/12/14	\$2.66	\$2.97	2,542	4,970
●○○	+0.5	11/13/14	Jive Software	JIVE	B	\$1,713,968	260,819	1 BO,DIR	11/12/14	\$6.57	\$6.83	489	1,030
●○○	+2	9/5/14	Opko Health	OPK	B,JB*	\$1,417,071	170,200	1 BO,CB,CEO,DIR	11/13/14	\$8.33	\$8.29	3,599	2,340
●○○	+1	11/12/14	Memorial Prod LP	MEMP	B	\$1,313,932	78,500	4 CB,CEO,DIR,GC,PR	11/14/14	\$16.74	\$16.37	1,420	1,590
●○○	+2	11/12/14	Prospect Cap	PSEC	B	\$1,114,371	116,512	3 CEO,COO,DIR	11/10/14	\$9.56	\$9.69	3,417	3,750
●○○	+0.5	11/10/14	PBF Logistics LP	PBFX	B	\$1,030,842	39,872	1 DIR	11/7/14	\$25.85	\$23.68	766	50
●○○	+1	11/10/14	Time Warner	TWX	B	\$979,589	12,645	2 DIR	11/12/14	\$77.47	\$79.75	66,869	5,950
○○○	0	11/14/14	Stampscom	STMP	B	\$928,732	20,000	1 DIR	11/12/14	\$46.44	\$45.78	728	230
○○○	0	11/14/14	3D Sys	DDD	B	\$881,289	26,479	1 DIR	11/14/14	\$33.28	\$34.07	3,789	3,320
○○○	+0	11/12/14	Stonegate Mort	SGM	B	\$821,477	69,989	2 CFO,DIR	11/13/14	\$11.74	\$11.75	303	130
●○○	+0.5	9/12/14	China Cord Blood	CO	B	\$774,375	150,000	1 BO	11/6/14	\$5.16	\$4.78	349	50
●○○	+1	10/31/14	Tile Shop	TTS	B	\$754,068	90,086	2 DIR	11/12/14	\$8.37	\$8.48	435	800
●○○	+1	11/12/14	Allscripts Healthcare	MDRX	B	\$741,735	65,799	9 CEO,CFO,DIR,OO,PR	11/12/14	\$11.27	\$12.45	2,243	5,290
○○○	+0	11/12/14	Mylan	MYL	B	\$734,285	14,000	1 DIR	11/7/14	\$52.45	\$54.05	20,230	3,230
●○○	+0.5	11/7/14	Energy Recovery	ERII	B	\$717,688	158,907	1 BO	11/12/14	\$4.52	\$4.66	242	240
●○○	+1	11/12/14	TearLab	TEAR	B	\$714,422	263,375	2 CB,CEO,COO,DIR,PR	11/11/14	\$2.71	\$2.61	88	380
○○○	0	11/13/14	DISH Network	DISH	B	\$700,027	10,985	1 DIR	11/12/14	\$63.73	\$64.90	29,913	1,740
○○○	0	11/14/14	NGL Energy LP	NGL	B	\$633,128	20,000	1 CEO,DIR	11/13/14	\$31.66	\$32.42	2,899	470
●○○	+1	11/12/14	MRC Global	MRC	B	\$625,192	29,500	3 CB,CEO,CFO,DIR,PR	11/13/14	\$21.19	\$21.96	2,241	2,300
---	+100	10/6/14	Vivint Solar	VSLR	B	\$611,236	50,000	1 CEO,DIR,PR	11/13/14	\$12.22	\$11.93	1,256	1,170
○○○	0	11/12/14	Fair Isaac	FICO	B	\$532,500	7,500	1 DIR	11/11/14	\$71.00	\$71.44	2,294	290
○○○	+0	11/4/14	World Acceptance	WRLD	B	\$529,889	6,972	1 BO,DIR	11/12/14	\$76.00	\$77.12	730	150
○○○	+0	11/12/14	TrueCar	TRUE	B	\$519,863	30,500	3 BO,CAO,DIR,VP	11/14/14	\$17.04	\$17.75	1,381	1,620
○○○	0	11/10/14	Albany Molecular	AMRI	B	\$510,300	30,000	1 CEO,DIR,PR	11/10/14	\$17.01	\$16.13	526	1,150
●○○	+0.5	11/10/14	CF Ind	CF	B	\$503,914	2,022	1 CEO,DIR,PR	11/10/14	\$249.22	\$266.11	13,235	900
○○○	+0	11/13/14	Extended Stay Amer	STAY	B	\$498,883	28,000	2 DIR	11/12/14	\$17.82	\$18.42	3,769	1,640
○○○	+0	11/12/14	Tribune Publishing	TPUB	B	\$475,822	28,000	3 CEO,CFO,DIR,PR,VP	11/11/14	\$16.99	\$17.64	449	470
○○○	0	11/13/14	Pandora Media	P	B	\$464,595	25,000	1 CB,CEO,DIR,PR	11/12/14	\$18.58	\$21.51	4,476	8,860
○○○	0	10/24/14	Merrimack Pharm	MACK	B	\$456,684	54,390	2 DIR	11/13/14	\$8.40	\$8.48	898	2,250
○○○	0	11/12/14	ReachLocal	RLOC	B	\$454,973	115,000	2 CEO,DIR	11/10/14	\$3.96	\$3.84	112	220
●○○	+1	11/7/14	PDI	PDII	B	\$451,342	259,000	3 CEO,DIR,PR,SO,VP	11/10/14	\$1.74	\$1.81	28	250
○○○	+0	10/24/14	Lawson Prod	LAWS	B	\$448,064	20,657	1 BO	11/13/14	\$21.69	\$22.74	198	10
○○○	+0	11/6/14	LeapFrog Enterprises	LF	B	\$429,772	91,000	3 CEO,CFO,DIR	11/10/14	\$4.72	\$5.05	354	2,220
●○○	+1	9/9/14	Nuverra Environ	NES	B	\$403,375	50,000	1 BO,DIR	11/13/14	\$8.07	\$8.78	240	480
○○○	+0	10/9/14	First Niagara Finl	FNFG	B	\$394,994	51,514	5 CEO,CFO,DIR,MD	11/13/14	\$7.67	\$8.08	2,869	5,470

* See last page for the Key to Ratings, Titles & Transaction Type codes. Numerous accounts of indirect holdings may result in inaccurate totals of "Subsequent Holdings".

COMPANIES WITH LARGEST AGGREGATE FORM 4 SALES

Includes Transaction Types S, AS, JS*, Filed at the SEC in the Past week. Top 50 only.

Generated with InsiderInsights.com's Special Screens Tool, using pre-made Subscriber Screen: "Largest Company Sales (Week) + All Ratings"

Insider Rating*	Rating	Company	Ticker	Trans Type(s)*	Total Sale Value	Shares Sold	# Insiders - Title(s)*	Latest Trans Date	Ave. Sale Price	Recent Price	Mkt Cap (mm)	10-Day Ave Vol (m)	
○○○	-0	10/31/14	Hilton Worldwide	HLT	JS*	\$7,607,249,664	310,500,000	3 BO	11/10/14	\$24.50	\$25.81	25,413	11,450
○○○	-0	11/10/14	Quintiles TransNatl	Q	AS,JS*,S	\$1,555,804,914	27,119,356	10 BO,CB,DIR	11/10/14	\$57.37	\$55.83	7,138	1,210
●○○	-0.5	11/7/14	Noodles	NDLS	JS*	\$74,237,096	3,042,504	2 BO,DIR	11/6/14	\$24.40	\$23.48	700	930
○○○	-0	10/31/14	SPX	SPW	S	\$55,189,068	592,878	1 BO	11/11/14	\$93.09	\$91.93	3,776	540
○○○	-0	11/12/14	Tableau Software	DATA	S,AS	\$51,949,029	623,743	7 BO,CB,CEO,CFO,DIR	11/14/14	\$83.29	\$84.83	5,882	1,490
●○○	-0.5	11/12/14	Scripps Networks	SNI	S	\$49,955,302	680,000	7 BO	11/10/14	\$73.46	\$75.17	10,307	1,460
○○○	-0	11/5/14	Validus	VR	S	\$46,942,350	1,175,000	1 DIR	11/14/14	\$39.95	\$40.16	3,509	940
○○○	-0	11/12/14	Hasbro	HAS	S	\$38,870,274	675,921	1 BO,DIR	11/12/14	\$57.51	\$54.02	6,789	1,390
○○○	-0	9/17/14	Receptos	RCPT	AS	\$36,742,555	335,454	5 CEO,CTO,DIR,O,PR	11/11/14	\$109.53	\$106.55	2,915	590
●○○	+1	11/12/14	DaVita HealthCare	DVA	S	\$35,418,471	474,031	2 CB,CEO,DIR	11/11/14	\$74.72	\$75.66	16,259	2,510
○○○	-0	11/13/14	Scotts Miracle-Gro	SMG	S	\$23,542,451	390,792	2 BO	11/12/14	\$60.24	\$60.60	3,709	350
○○○	-0	9/17/14	Facebook	FB	AS	\$22,299,372	299,755	3 COO,DIR,GC,O,SEC	11/11/14	\$74.39	\$74.88	208,754	27,090
○○○	-0	11/14/14	Norwegian Cruise	NCLH	S	\$21,804,696	540,389	6 A,CEO,CFO,GC,PR	11/12/14	\$40.35	\$41.59	8,455	1,340
○○○	-0	11/7/14	Best Buy Co	BBY	AS	\$19,478,155	550,000	1 BO	11/13/14	\$35.41	\$35.49	12,408	3,860
○○○	-0	10/1/14	Versartis	VSAR	S	\$16,199,040	836,200	2 BO	11/12/14	\$19.37	\$18.54	449	180
○○○	-0	10/22/14	Charles Schwab	SCHW	S	\$14,451,600	500,000	1 BO,CB,DIR	11/12/14	\$28.90	\$28.87	37,698	5,890
○○○	0	10/29/14	Vector	VGR	AS,S	\$14,059,320	647,250	3 CEO,DIR,PR,VP	11/13/14	\$21.72	\$21.40	2,335	610
○○○	-0	11/10/14	Hawaiian	HA	S	\$13,973,725	757,859	2 CFO,DIR,TR,VP	11/13/14	\$18.44	\$18.24	985	1,120
○○○	0	9/11/14	Eli Lilly & Co	LLY	S	\$13,597,368	200,750	2 BO,CAO	11/13/14	\$67.73	\$67.33	74,967	3,730
○○○	-0	9/3/14	General Growth Prop	GGP	AS	\$12,859,900	500,000	1 CEO,DIR	11/10/14	\$25.72	\$25.56	22,598	3,750
○○○	-0	11/14/14	Consolidated Edison	ED	S	\$12,432,000	200,000	1 DIR	11/14/14	\$62.16	\$62.03	18,168	2,610
○○○	0	9/9/14	Wells Fargo	WFC	S	\$11,818,330	219,835	1 VP	11/11/14	\$53.76	\$53.35	276,760	13,050
○○○	-0	11/13/14	ServiceNow	NOW	AS	\$10,259,718	151,400	1 DIR	11/13/14	\$67.77	\$67.51	10,012	1,000
○○○	0	11/5/14	Intermolecular	IMI	JS*,AS	\$9,873,501	4,487,982	2 BO,DIR,VP	11/10/14	\$2.20	\$2.30	110	110
○○○	-0	11/3/14	Boston Beer	SAM	S	\$9,425,482	36,000	1 BO,CB,DIR	11/12/14	\$261.82	\$262.80	3,433	90
○○○	-0	9/12/14	Ralph Lauren	RL	AS	\$8,667,773	50,000	1 BO	11/14/14	\$173.36	\$174.24	15,282	790
○○○	0	10/17/14	Bank ofOzarks	OZRK	S	\$7,311,763	200,000	1 DIR	11/12/14	\$36.56	\$36.12	2,879	330
○○○	-0	11/12/14	Karyopharm Therap	KPTI	S,AS	\$7,253,283	169,100	2 BO,DIR	11/12/14	\$42.89	\$39.77	1,301	340
○○○	-0	10/31/14	Ultimate Software	ULTI	AS	\$7,229,072	47,335	5 CB,CEO,CFO,COO	11/10/14	\$152.72	\$154.35	4,379	300
○○○	-0	11/12/14	Masco	MAS	S	\$7,138,820	307,500	2 DIR,PR	11/12/14	\$23.22	\$23.19	8,262	3,850
○○○	-0	11/12/14	Codexis	CDXS	JS*	\$6,923,303	2,921,225	1 BO,DIR	11/10/14	\$2.37	\$2.30	91	110
○○○	-0	11/14/14	Robert Half Intl	RHI	S	\$6,413,178	111,899	2 CB,CEO,DIR,VP	11/13/14	\$57.31	\$57.40	7,804	1,010
○○○	-0	11/13/14	Visa	V	S	\$6,336,892	25,432	1 VP	11/11/14	\$249.17	\$248.84	155,062	3,190
○○○	-0	11/10/14	AutoNation	AN	S	\$5,808,932	100,000	1 COO,DIR,PR	11/12/14	\$58.09	\$57.38	6,492	710
○○○	-0	11/3/14	Capella Education	CPLA	S	\$5,802,157	83,869	1 BO,DIR	11/13/14	\$69.18	\$70.20	859	80
○○○	-0	11/13/14	State Street	STT	S	\$5,619,957	72,301	1 CEO,PR	11/11/14	\$77.73	\$76.07	31,759	2,010
○○○	-0	11/14/14	Monro Muffler Brake	MNRO	S	\$4,835,054	90,078	1 DIR	11/14/14	\$53.68	\$52.68	1,663	180
○○○	-0	11/14/14	CenturyLink	CTL	S	\$4,734,192	117,230	5 CAO,CFO,DIR,GC,OO	11/13/14	\$40.38	\$40.79	23,279	3,510
○○○	-0	11/12/14	ePlus	PLUS	S,AS	\$3,963,250	57,254	4 BO,CEO,CFO,DIR,PR	11/13/14	\$69.22	\$68.26	505	60
○○○	-0	11/12/14	Markel	MKL	S	\$3,830,468	5,500	3 COO,DIR,PR,VCB	11/10/14	\$696.45	\$700.21	9,775	40
○○○	-0	11/14/14	Post Prop	PPS	S	\$3,415,335	59,669	2 CEO,DIR,PR	11/13/14	\$57.24	\$56.54	3,079	480
○○○	-0	10/9/14	Palo Alto Networks	PANW	AS	\$3,194,621	30,000	1 CTO,DIR	11/7/14	\$106.49	\$110.78	8,903	1,210
○○○	-0	9/17/14	TriNet	TNET	AS	\$3,177,415	108,000	2 CFO,DIR	11/10/14	\$29.42	\$31.27	2,176	660
○○○	-0	11/12/14	Primerica	PRI	AS	\$3,153,114	60,000	2 CEO,DIR	11/10/14	\$52.55	\$52.05	2,766	230
○○○	0	11/7/14	Kellogg	K	AS	\$3,116,849	48,700	1 BO	11/11/14	\$64.00	\$63.81	22,655	1,430
●○○	-0.5	10/7/14	Barracuda Networks	CUDA	AS	\$3,066,197	89,097	3 BO,CFO,DIR,SO,VP	11/13/14	\$34.41	\$35.34	1,836	380
○○○	0	9/12/14	IMAX	IMAX	S	\$2,948,112	100,000	1 DIR	11/11/14	\$29.48	\$30.33	2,053	620
○○○	-0	11/5/14	Synchronoss Tech	SNCR	AS,JS*	\$2,884,981	57,602	2 BO,DIR,PR	11/12/14	\$50.08	\$48.38	2,054	670
○○○	-0	11/10/14	PHH	PHH	AS	\$2,830,287	119,299	8 DIR	11/7/14	\$23.72	\$23.89	1,215	600
○○○	-0	9/15/14	US Concrete	USCR	S	\$2,740,000	100,000	1 BO	11/7/14	\$27.40	\$26.05	364	110

* See last page for the Key to Ratings, Titles & Transaction Type codes. Numerous accounts of indirect holdings may result in inaccurate totals of "Subsequent Holdings".

LARGEST INDIVIDUAL PURCHASES (1-50)

Includes Transaction Types B, AB, JB*, & selected OB.. Top 100 by dollar value, filed at the SEC in the past week.

Note: If Insider Rating Date > 3 Months Old or Insider Rating is Bearish, Recent Buying Activity is Considered Insignificant.

Generated with InsiderInsights.com's Special Screens Tool, using pre-made Subscriber Screen: "Large Individual Buys (Week) + All Ratings".

Insider Rating*	Rating	Insider Name	Title(s)	Company	Ticker	Trans Type(s)*	Total Purch Value	Latest Trans Date	Ave. Purch Price	Recent Price	Subsequent Holdings	Delta % Own	Mkt Cap (mm)	
●○○	+1	11/12/14	Berkshire Hathaway	BO	DaVita HealthCare	DVA	B	\$69,986,448	11/10/14	\$ 74.11	\$75.66	38,565,568	3%	16,259
●○○	+1	11/12/14	Weschler R Ted	BO	DaVita HealthCare	DVA	B	\$69,986,448	11/10/14	\$ 74.11	\$75.66	38,565,568	3%	16,259
●○○	+0.5	11/7/14	Baker Felix	BO,DIR	Seattle Genetics	SGEN	B	\$57,154,160	11/10/14	\$ 34.56	\$35.36	19,861,870	9%	4,381
●○○	+1	11/10/14	Dunham Archie W	DIR	Chesapeake Energy	CHK	B	\$11,661,100	11/7/14	\$ 23.32	\$23.21	1,632,107	44%	15,437
●○○	+1	11/14/14	Ma Adrianna	DIR	C&J Energy Svs	CJES	B	\$9,194,762	11/13/14	\$ 18.73	\$19.95	754,845	186%	1,104
---	+100	11/12/14	Healy James	DIR	Coherus Biosciences	CHRS	JB*	\$5,750,001	11/12/14	\$ 13.50	\$13.92	2,557,759	20%	446
---	+100	11/12/14	Novo A S	BO	Nevro	NVRO	JB*	\$3,870,000	11/12/14	\$ 18.00	\$25.54	2,194,841	11%	601
○○○	+0	11/12/14	Sanghi Steve	CB,CEO	Microchip Tech	MCHP	OB	\$3,667,050	11/13/14	\$ 25.29	\$43.36	9,660,228	2%	8,714
○○○	0	11/14/14	Lefkofsky Eric P	BO,CEO	Groupon	GRPN	AB	\$3,626,516	11/13/14	\$ 7.99	\$7.84	103,687,144	0%	5,263
○○○	0	11/14/14	Ergen Charles W	BO,CB	Echostar	SATS	OB	\$2,806,000	11/12/14	\$ 28.06	\$50.60	203,681	96%	4,627
●○○	+1	11/14/14	General Atlantic	BO	C&J Energy Svs	CJES	B	\$2,805,209	11/13/14	\$ 18.71	\$19.95	445,460	51%	1,104
○○○	+0	11/14/14	Raymond John T	DIR	Plains GP LP	PAGP	JB*	\$2,500,000	11/14/14	\$ 25.00	\$27.69	100,000	New	16,781
---	+100	11/14/14	Av Part Ix	BO	Upland Software	UPLD	JB*	\$2,307,696	11/12/14	\$ 12.00	\$10.80	2,619,100	8%	155
---	+100	11/12/14	Lilly Eli &	BO	Coherus Biosciences	CHRS	JB*	\$2,227,001	11/12/14	\$ 13.50	\$13.92	3,042,019	6%	446
●●○	+2	11/13/14	Klinsky Steven B	DIR	New Mtn Finance	NMFC	B	\$1,997,130	11/12/14	\$ 14.82	\$14.94	2,424,992	6%	865
●○○	+0.5	11/13/14	Goetz James J	BO,DIR	Jive Software	JIVE	B	\$1,713,968	11/12/14	\$ 6.57	\$6.83	359,815	263%	489
●○○	+0.5	11/10/14	Weiss Michael S	BO,DIR	Coronado Biosciences	CNDO	JB*	\$1,610,000	11/6/14	\$ 1.61	\$1.82	6,938,038	17%	81
---	+100	11/12/14	Rady Paul M	CEO,DIR	Antero Midstream LP	AM	JB*	\$1,500,000	11/10/14	\$ 25.00	\$28.86	60,000	New	4,383
●○○	+0.5	11/10/14	Monroe James III	BO,CEO	Globalstar	GSAT	B	\$1,420,652	11/12/14	\$ 2.66	\$2.97	1,361 mm	0%	2,542
●●○	+2	9/5/14	Frost Phillip	BO,CB	Opko Health	OPK	B,OB,JB*	\$1,417,471	11/13/14	\$ 3.72	\$8.29	721,241,888	0%	3,599
○○○	+0	9/5/14	Kennedy James A C	CEO,DIR	T Rowe Price	TROW	OB	\$1,206,930	11/12/14	\$ 32.12	\$82.12	1,458,522	3%	21,301
---	+100	11/14/14	Mcdonald John T	BO,CEO	Upland Software	UPLD	JB*	\$1,153,848	11/12/14	\$ 12.00	\$10.80	1,793,270	6%	155
---	+100	11/14/14	Thornton John D	BO,DIR	Upland Software	UPLD	JB*	\$1,153,848	11/12/14	\$ 12.00	\$10.80	1,309,550	8%	155
●●○	+2	11/12/14	Barry John F	CEO,DIR	Prospect Cap	PSEC	B	\$1,052,370	11/10/14	\$ 9.57	\$9.69	4,535,545	2%	3,417
●○○	+0.5	11/10/14	O Malley Thomas D	DIR	PBF Logistics LP	PBFX	B	\$1,030,842	11/7/14	\$ 25.85	\$23.68	200,000	25%	766
●○○	+1	11/12/14	Weinzierl John A	CB,CEO	Memorial Prod LP	MEMP	B	\$1,003,200	11/11/14	\$ 16.72	\$16.37	545,093	12%	1,420
---	+100	11/12/14	Warren Glen C Jr	CFO,DIR	Antero Midstream LP	AM	JB*	\$1,000,000	11/10/14	\$ 25.00	\$28.86	40,000	New	4,383
○○○	0	11/12/14	Filho Mario Longhi	CEO,DIR	United States Steel	X	B	\$999,463	11/11/14	\$ 35.24	\$36.24	191,106	17%	5,272
○○○	0	11/12/14	Burritt David B	CFO,VP	United States Steel	X	B	\$994,904	11/10/14	\$ 37.56	\$36.24	135,323	24%	5,272
●○○	+1	11/12/14	Wynnefield SC Val	BO	Summer Infant	SUMR	B	\$933,822	11/13/14	\$ 2.49	\$2.87	3,400,000	12%	52
---	+100	11/10/14	Sepulveda Carlos M	CB,DIR	Triumph Banc	TBK	JB*	\$931,200	11/13/14	\$ 12.00	\$12.71	438,844	21%	211
○○○	0	11/14/14	Jones G Bradford	DIR	Stampscom	STMP	B	\$928,732	11/12/14	\$ 46.44	\$45.78	44,786	81%	728
○○○	0	11/14/14	Loewenbaum G W	DIR	3D Sys	DDD	B	\$881,289	11/14/14	\$ 33.28	\$34.07	954,394	3%	3,789
●○○	+0.5	11/3/14	Klint Douglas E	PR	TASER Intl	TASR	OB	\$866,387	11/12/14	\$ 5.12	\$20.19	156,809	-1372%	1,060
○○○	+0	11/12/14	Levinson Sam	DIR	Stonegate Mort	SGM	B	\$797,897	11/13/14	\$ 11.74	\$11.75	3,731,567	2%	303
●○○	+0.5	9/12/14	Mccarthy Kent C	BO	China Cord Blood	CO	B	\$774,375	11/6/14	\$ 5.16	\$4.78	9,987,192	2%	349
○○○	+0	11/12/14	Higgins Melina E	DIR	Mylan	MYL	B	\$734,285	11/7/14	\$ 52.45	\$54.05	19,000	280%	20,230
---	+100	11/12/14	Johnson & Johnson	BO	Nevro	NVRO	JB*	\$720,000	11/12/14	\$ 18.00	\$25.54	3,077,005	1%	601
●○○	+0.5	11/7/14	Lorentzen Ole Peter	BO	Energy Recovery	ERII	B	\$717,688	11/12/14	\$ 4.52	\$4.66	8,290,334	2%	242
○○○	0	11/13/14	Lillis Charles M	DIR	DISH Network	DISH	B	\$700,027	11/12/14	\$ 63.73	\$64.90	12,005	1077%	29,913
---	NR	NR	Hausman Marvin S	BO,CEO	Entia Biosciences	ERGO	JB*	\$648,894	9/25/14	\$ 0.30	\$0.34	4,171,825	108%	3
○○○	0	11/14/14	Krimbill H Michael	CEO,DIR	NGL Energy LP	NGL	B	\$633,128	11/13/14	\$ 31.66	\$32.42	20,000	New	2,899
●○○	+1	11/12/14	Vamvakas Elias	CB,CEO	TearLab	TEAR	B	\$614,161	11/11/14	\$ 2.79	\$2.61	290,000	314%	88
---	+100	10/6/14	Butterfield Gregory S	CEO,DIR	Vivint Solar	VSLR	B	\$611,236	11/13/14	\$ 12.22	\$11.93	50,000	New	1,256
●○○	+1	11/10/14	Barr William P	DIR	Time Warner	TWX	B	\$590,189	11/7/14	\$ 77.20	\$79.75	40,849	23%	66,869
○○○	+0	11/14/14	Quadracci J Joel	CB,CEO	Quad/Graphics	QUAD	OB	\$563,917	11/12/14	\$ 14.14	\$21.90	492,561	9%	1,070
---	+100	11/10/14	Anderson Charles A	DIR	Triumph Banc	TBK	JB*	\$552,000	11/13/14	\$ 12.00	\$12.71	97,837	89%	211
○○○	0	11/12/14	Gianforte Greg R	DIR	Fair Isaac	FICO	B	\$532,500	11/11/14	\$ 71.00	\$71.44	15,500	94%	2,294
○○○	+0	11/4/14	Vassaluzzo Scott J	BO,DIR	World Acceptance	WRLD	B	\$529,889	11/12/14	\$ 76.00	\$77.12	1,230,727	1%	730
○○○	0	11/10/14	Wayson Daniel B	DIR	Wynn Resorts	WYNN	OB	\$529,400	11/7/14	\$ 52.94	\$183.99	87,500	13%	18,647

* See last page for the Key to Ratings, Titles & Transaction Type codes. Numerous accounts of indirect holdings may result in inaccurate totals of "Subsequent Holdings".

LARGEST INDIVIDUAL PURCHASES (Continued 51-100)

Includes Transaction Types B, AB, JB*, & selected OB.. Top 100 by dollar value, filed at the SEC in the past week.

Note: If Insider Rating Date > 3 Months Old or Insider Rating is Bearish, Recent Buying Activity is Considered Insignificant.

Generated with InsiderInsights.com's Special Screens Tool, using pre-made Subscriber Screen: "Large Individual Buys (Week) + All Ratings".

Insider Rating*	Rating	Insider Name	Title(s)	Company	Ticker	Trans Type(s)*	Total Purch Value	Latest Trans Date	Ave. Purch Price	Recent Price	Subsequent Holdings	Delta % Own	Mkt Cap (mm)
0	11/10/14	Marth William S	CEO,DIR	Albany Molecular	AMRI	B	\$510,300	11/10/14	\$ 17.01	\$16.13	343,699	10%	526
+0.5	11/10/14	Will W Anthony	CEO,DIR	CF Ind	CF	B	\$503,914	11/10/14	\$ 249.22	\$266.11	16,315	14%	13,235
+1	11/12/14	Lane Andrew R	CB,CEO	MRC Global	MRC	B	\$497,121	11/11/14	\$ 21.15	\$21.96	234,174	11%	2,241
+100	11/10/14	Sparks C Todd	DIR	Triumph Banc	TBK	B,JB*	\$494,212	11/13/14	\$ 12.05	\$12.71	533,126	8%	211
0	11/13/14	Mcandrews Brian P	CB,CEO	Pandora Media	P	B	\$464,595	11/12/14	\$ 18.58	\$21.51	475,392	6%	4,476
+1	10/31/14	Kamin Peter H	DIR	Tile Shop	TTS	B	\$461,468	11/12/14	\$ 8.38	\$8.48	320,040	21%	435
+1	11/12/14	Almagor Dan	DIR	Summer Infant	SUMR	B	\$449,750	11/11/14	\$ 2.57	\$2.87	276,457	172%	52
+0	10/24/14	Kdi Cap Part	BO	Lawson Prod	LAWS	B	\$448,064	11/13/14	\$ 21.69	\$22.74	916,614	2%	198
+1	9/9/14	Johnsrud Mark D	BO,DIR	Nuverra Environ	NES	B	\$403,375	11/13/14	\$ 8.07	\$8.78	9,839,319	1%	240
+100	11/10/14	Graft Aaron P	CEO,DIR	Triumph Banc	TBK	B,JB*	\$390,072	11/13/14	\$ 12.06	\$12.71	243,571	15%	211
+1	11/10/14	Wachter Paul	DIR	Time Warner	TWX	B	\$389,400	11/12/14	\$ 77.88	\$79.75	11,000	83%	66,869
0	11/13/14	Akkaraju Srinivas	DIR	Intercept Pharm	ICPT	B,JB*,OB	\$388,137	11/12/14	\$ 86.25	\$162.58	20,426	28%	3,473
0	11/12/14	Rowlands Sharon T	CEO,DIR	ReachLocal	RLOC	B	\$360,000	11/10/14	\$ 4.00	\$3.84	320,000	39%	112
+0.5	10/28/14	Rust Edward B Jr	DIR	Caterpillar	CAT	OB	\$359,160	11/7/14	\$ 44.90	\$101.34	33,559	31%	61,351
+1	11/7/14	Smith Jeffrey Edward	VP	PDI	PDII	B	\$349,950	11/7/14	\$ 1.75	\$1.81	467,194	75%	28
+0	11/13/14	Pecora John P	BO	SAExploration	SAEX	B	\$342,178	11/11/14	\$ 3.87	\$4.00	2,078,086	4%	60
+0	11/12/14	Claus Christopher W	DIR	TrueCar	TRUE	B	\$337,500	11/14/14	\$ 16.88	\$17.75	50,000	67%	1,381
+0	11/13/14	Poplar Point Cap	BO	Sycamore Networks	SCMR	B,JB*	\$336,032	10/10/14	\$ 0.37	\$0.37	7,310,909	14%	11
0	10/24/14	Porter Michael E	DIR	Merrimack Pharm	MACK	B	\$334,800	11/12/14	\$ 8.37	\$8.48	608,255	7%	898
+0	11/12/14	Sammon John W Jr	BO,DIR	PAR Tech	PAR	JB*	\$315,249	11/10/14	\$ 5.12	\$5.08	2,742,309	2%	79
+0	11/10/14	Lynch Kevin J	CEO,DIR	Oritani Finl	ORIT	OB	\$308,598	11/6/14	\$ 10.88	\$14.58	768,077	4%	654
+100	11/10/14	Trail Justin N	DIR	Triumph Banc	TBK	JB*	\$300,000	11/13/14	\$ 12.00	\$12.71	38,546	185%	211
0	9/29/14	Macandrews & Fbs	BO,DIR	SIGA Tech	SIGA	B	\$299,120	11/7/14	\$ 1.50	\$1.60	13,509,722	2%	86
+1	10/31/14	Watts William E	DIR	Tile Shop	TTS	B	\$292,600	11/11/14	\$ 8.36	\$8.48	377,990	10%	435
+0	11/3/14	Miller Lloyd I III	BO	Trans World Ent	TWMC	B	\$287,556	11/11/14	\$ 3.20	\$3.22	4,268,118	2%	102
0	8/12/14	Kannappan S Ken	CEO,DIR	Plantronics	PLT	OB	\$275,225	11/11/14	\$ 24.15	\$51.84	458,451	3%	2,225
0	11/13/14	Wilson Stephen R	DIR	GATX	GMT	B	\$261,180	11/11/14	\$ 65.30	\$65.16	4,004	100000%	2,880
+0	11/13/14	Donald James	DIR	Extended Stay Amer	STAY	B	\$250,040	11/12/14	\$ 17.86	\$18.42	14,000	New	3,769
+100	11/12/14	Manning Christopher	DIR	Antero Midstream LP	AM	JB*	\$250,000	11/10/14	\$ 25.00	\$28.86	10,000	New	4,383
+1	11/12/14	Black Paul	CEO,DIR	Allscripts Healthcare	MDRX	B	\$249,747	11/11/14	\$ 11.26	\$12.45	946,456	2%	2,243
+0	11/13/14	Wallman Richard F	DIR	Extended Stay Amer	STAY	B	\$248,843	11/12/14	\$ 17.77	\$18.42	14,000	New	3,769
0	8/29/14	Blueline Catalyst Fd	BO,DIR	IRIDEX	IRIX	JB*	\$242,432	10/12/14	\$ 8.07	\$8.18	2,559,122	1%	81
+0.5	11/10/14	Rosenwald Lindsay	BO,CEO	Coronado Biosciences	CNDO	JB*	\$241,500	11/6/14	\$ 1.61	\$1.82	4,790,347	3%	81
+0.5	11/12/14	Khulusi Frank F	BO,CB	PCM	PCMI	B	\$239,916	11/10/14	\$ 8.00	\$9.07	2,513,755	1%	112
+0	11/6/14	Rissman Owen R	DIR	LeapFrog Enterprises	LF	B	\$233,300	11/10/14	\$ 4.67	\$5.05	1,056,668	5%	354
+0	9/3/14	Campbell Daniel W	DIR	Nu Skin Enterprises	NUS	OB	\$222,500	11/12/14	\$ 22.25	\$39.40	52,000	24%	2,336
+0	11/12/14	Hartenstein Eddy W	DIR	Tribune Publishing	TPUB	B	\$212,718	11/11/14	\$ 17.02	\$17.64	12,793	4266%	449
+0	11/12/14	Grant Geoffrey T	DIR	Cadiz	CDZI	B	\$212,501	11/13/14	\$ 10.63	\$11.02	232,044	9%	192
+0	11/12/14	Griffin John H Jr	CEO,DIR	Tribune Publishing	TPUB	B	\$212,133	11/11/14	\$ 16.97	\$17.64	12,500	New	449
0	9/30/14	James K Zielke	DIR	Pizza Inn	PZZI	OB	\$205,584	11/11/14	\$ 2.67	\$6.90	90,675	563%	65
+1	11/12/14	Stebenne Robert	DIR	Summer Infant	SUMR	B	\$203,972	11/11/14	\$ 2.61	\$2.87	138,306	130%	52
+0	11/10/14	Kremke Kevin L	CFO	Oci Res LP	OCIR	B	\$199,980	11/7/14	\$ 22.50	\$22.68	10,304	628%	453
0	11/14/14	Coxe Tench	BO,DIR	Mattersight	MATR	B	\$191,993	11/13/14	\$ 5.52	\$5.89	358,296	11%	131
+0	11/13/14	Manning Kenneth P	DIR	Sealed Air	SEE	B	\$191,473	11/12/14	\$ 38.29	\$37.96	118,048	4%	8,016
+0	10/24/14	Steel Excel	BO	Aviat Networks	AVNW	B	\$189,712	11/10/14	\$ 1.40	\$1.36	16,063,757	1%	85
+0	11/6/14	Walsh Des	PR	Herbalife	HLF	B	\$188,650	11/12/14	\$ 37.73	\$38.50	112,599	5%	3,534
0	11/12/14	Vandebroek Sophie	DIR	IDEXX LABS	IDXX	OB	\$187,640	11/10/14	\$ 93.82	\$150.22	3,000	200%	7,163
+0.5	11/10/14	Du Moulin Richard T	DIR	Tidewater	TDW	B	\$185,270	11/6/14	\$ 37.05	\$37.79	14,100	55%	1,879
+0	11/6/14	Crum John A	DIR	Midcoast Energy LP	MEP	B	\$176,427	11/6/14	\$ 14.70	\$15.67	21,400	128%	723
+0.5	11/3/14	Smith G Stacy	DIR	Independent Bank	IBTX	B	\$175,698	11/10/14	\$ 43.92	\$44.29	8,000	100%	754

* See last page for the Key to Ratings, Titles & Transaction Type codes. Numerous accounts of indirect holdings may result in inaccurate totals of "Subsequent Holdings".

LARGEST INDIVIDUAL SALES (1-50)

Includes Transaction Types S, AS, JS*. Top 100 by dollar value, filed at the SEC in the past week.

Note: If Insider Rating Date > 3 Months Old or Insider Rating is Bullish, Recent Selling Activity is Considered Insignificant.

Generated with InsiderInsights.com's Special Screens Tool, using pre-made Subscriber Screen: "Large Individual Sales (Week) + All Ratings".

Insider Rating*	Rating Date	Insider Name	Title(s)	Company	Ticker	Trans Type(s)*	Total Purch Value	Latest Trans Date	Ave. Purch Price	Recent Price	Subsequent Holdings	Delta % Own	Mkt Cap (mm)	
○○○	-0	10/31/14	Hlt Breh Intl Ilco	BO	Hilton Worldwide	HLT	JS*	\$2,536mm	11/10/14	\$ 24.50	\$25.81	98,556	-100%	25,413
○○○	-0	11/10/14	3i	BO	Quintiles TransNatl	Q	JS*	\$269,554,472	11/10/14	\$ 54.16	\$55.83	22,357,036	-229%	7,138
○○○	-0	11/10/14	Bain Cap Inv	BO,DIR	Quintiles TransNatl	Q	JS*	\$219,225,040	11/10/14	\$ 58.09	\$55.83	15,629,782	-232%	7,138
○○○	-0	11/10/14	Gillings Dennis B Ph D	BO,CB	Quintiles TransNatl	Q	JS*,S	\$207,159,806	11/10/14	\$ 58.09	\$55.83	13,100,489	-237%	7,138
○○○	-0	11/10/14	Tpg Advisors V	BO	Quintiles TransNatl	Q	JS*	\$164,337,600	11/10/14	\$ 58.09	\$55.83	11,207,612	-234%	7,138
○○○	-0	10/31/14	Relational Inv	BO	SPX	SPW	S	\$55,189,068	11/11/14	\$ 93.09	\$91.93	4,832,257	-214%	3,776
○○○	-0	11/5/14	Greenberg Jeffrey W	DIR	Validus	VR	S	\$46,942,350	11/14/14	\$ 39.95	\$40.16	1,420,999	-678%	3,509
○○○	-0	11/12/14	Hassenfeld Alan G	BO,DIR	Hasbro	HAS	S	\$38,870,274	11/12/14	\$ 57.51	\$54.02	10,853,574	-207%	6,789
●○○	-0.5	11/7/14	Dahnke Scott Arnold	BO,DIR	Noodles	NDLS	JS*	\$37,118,548	11/6/14	\$ 24.40	\$23.48	6,834,884	-229%	700
●○○	-0.5	11/7/14	Catterton Noodles	BO	Noodles	NDLS	JS*	\$37,118,548	11/6/14	\$ 24.40	\$23.48	6,834,884	-229%	700
○○○	-0	11/10/14	Gross Susan Gillings	BO	Quintiles TransNatl	Q	JS*	\$29,045,000	11/10/14	\$ 58.09	\$55.83	1,656,897	-243%	7,138
○○○	-0	9/17/14	Hasnain Faheem	CEO,DIR	Receptos	RCPT	AS	\$21,893,756	11/11/14	\$ 109.47	\$106.55	387,409	-307%	2,915
○○○	-0	9/17/14	Sandberg Sheryl	COO,DIR	Facebook	FB	AS	\$21,061,294	11/11/14	\$ 74.34	\$74.88	5,131,127	-206%	208,754
○○○	-0	11/10/14	Gillings Limited Parthip	BO	Quintiles TransNatl	Q	S	\$20,729,358	11/10/14	\$ 58.09	\$55.83	-	All	7,138
○○○	-0	11/7/14	Schulze Richard M	BO	Best Buy Co	BBY	AS	\$19,478,155	11/13/14	\$ 35.41	\$35.49	5,093,945	-212%	12,408
●○○	+1	11/12/14	Margolis Robert J	CB,DIR	DaVita HealthCare	DVA	S	\$18,772,296	11/11/14	\$ 75.09	\$75.66	2,817,494	-210%	16,259
○○○	-0	11/12/14	Stolte Chris	DIR,F	Tableau Software	DATA	AS	\$16,663,210	11/10/14	\$ 83.32	\$84.83	5,000	-97%	5,882
○○○	-0	11/12/14	Hanrahan Pat	DIR,F	Tableau Software	DATA	AS	\$16,652,648	11/13/14	\$ 83.26	\$84.83	-	All	5,882
●○○	+1	11/12/14	Thiry Kent J	CB,CEO	DaVita HealthCare	DVA	S	\$16,646,175	11/10/14	\$ 74.30	\$75.66	247,950	-1137%	16,259
○○○	-0	10/1/14	New Leaf Vent II LP	BO	Versartis	VSAR	S	\$15,496,000	11/11/14	\$ 19.37	\$18.54	2,559,374	-245%	449
○○○	-0	10/22/14	Schwab Charles R	BO,CB	Charles Schwab	SCHW	S	\$14,451,600	11/12/14	\$ 28.90	\$28.87	36,137,940	-201%	37,698
○○○	-0	11/10/14	Hirzel Zac	DIR	Hawaiian	HA	S	\$13,921,885	11/13/14	\$ 18.44	\$18.24	341,999	-17%	985
○○○	-0	11/14/14	Sheehan Kevin M	CEO,PR	Norwegian Cruise	NCLH	S	\$13,872,935	11/12/14	\$ 40.35	\$41.59	605,979	-331%	8,455
○○○	0	9/11/14	Lilly Endowment	BO	Eli Lilly & Co	LLY	S	\$13,546,000	11/13/14	\$ 67.73	\$67.33	131,775,808	-200%	74,967
○○○	-0	9/3/14	Mathrani Sandeep	CEO,DIR	General Growth Prop	GGP	AS	\$12,859,900	11/10/14	\$ 25.72	\$25.56	853,078	-342%	22,598
○○○	-0	11/12/14	Chabot Christian	CB,CEO	Tableau Software	DATA	AS	\$12,501,656	11/10/14	\$ 83.34	\$84.83	5,000	-97%	5,882
○○○	-0	11/14/14	Burke Kevin	DIR	Consolidated Edison	ED	S	\$12,432,000	11/14/14	\$ 62.16	\$62.03	240,878	-689%	18,168
○○○	0	9/9/14	Tolstedt Carrie L	VP	Wells Fargo	WFC	S	\$11,818,330	11/11/14	\$ 53.76	\$53.35	512,181	-275%	276,760
○○○	-0	11/13/14	Hagedorn LP	BO	Scotts Miracle-Gro Co	SMG	S	\$11,771,226	11/12/14	\$ 60.24	\$60.60	32,324,518	-201%	3,709
○○○	-0	11/13/14	Hagedorn Peter	BO	Scotts Miracle-Gro Co	SMG	S	\$11,771,226	11/12/14	\$ 60.24	\$60.60	3,922,976	-205%	3,709
○○○	0	10/29/14	Lorber Howard M	CEO,DIR	Vector	VGR	S	\$10,850,000	11/12/14	\$ 21.70	\$21.40	2,377,557	-227%	2,335
○○○	-0	11/13/14	Luddy Frederic B	DIR	ServiceNow	NOW	AS	\$10,259,718	11/13/14	\$ 67.77	\$67.51	244,587	-362%	10,012
●○○	-0.5	11/12/14	Vasquez Virginia S	BO	Scripps Networks	SNI	S	\$9,917,597	11/10/14	\$ 73.46	\$75.17	248,719	-319%	10,307
○○○	0	11/5/14	Cmea Vent Vi	BO,DIR	Intermolecular	IMI	JS*	\$9,858,761	11/10/14	\$ 2.20	\$2.30	-	All	110
●○○	-0.5	11/12/14	Klenzing M Scripps	BO	Scripps Networks	SNI	S	\$9,550,277	11/10/14	\$ 73.46	\$75.17	339,319	-262%	10,307
○○○	-0	11/3/14	Koch C James	BO,CB	Boston Beer	SAM	S	\$9,425,482	11/12/14	\$ 261.82	\$262.80	438,528	-209%	3,433
●○○	-0.5	11/12/14	Sanchez Mary Ann S	BO	Scripps Networks	SNI	S	\$9,182,960	11/10/14	\$ 73.46	\$75.17	394,119	-246%	10,307
●○○	-0.5	11/12/14	Brickner R Scripps	BO	Scripps Networks	SNI	S	\$8,815,641	11/10/14	\$ 73.46	\$75.17	264,319	-283%	10,307
○○○	-0	9/12/14	Lauren Family L L C	BO	Ralph Lauren	RL	AS	\$8,667,773	11/14/14	\$ 173.36	\$174.24	100,000	-300%	15,282
○○○	0	10/17/14	Whipple Ross M	DIR	Bank ofOzarks	OZRK	S	\$7,311,763	11/12/14	\$ 36.56	\$36.12	1,632,082	-214%	2,879
○○○	-0	11/12/14	Chione	BO	Karyopharm Therap	KPTI	S	\$7,028,027	11/12/14	\$ 42.83	\$39.77	9,586,883	-202%	1,301
○○○	-0	11/12/14	Manoogian Richard A	DIR	Masco	MAS	S	\$6,964,820	11/12/14	\$ 23.22	\$23.19	2,808,342	-212%	8,262
○○○	-0	11/12/14	Cmea Vent Life Scie	BO,DIR	Codexis	CDXS	JS*	\$6,923,303	11/10/14	\$ 2.37	\$2.30	-	All	91
○○○	-0	11/13/14	Sheedy William M	VP	Visa	V	S	\$6,336,892	11/11/14	\$ 249.17	\$248.84	90,565	-239%	155,062
○○○	-0	11/10/14	Maroone Michael E	DIR,PR	AutoNation	AN	S	\$5,808,932	11/12/14	\$ 58.09	\$57.38	1,329,409	-208%	6,492
○○○	-0	11/3/14	Shank Stephen G	BO,DIR	Capella Education	CPLA	S	\$5,802,157	11/13/14	\$ 69.18	\$70.20	1,180,064	-208%	859
○○○	-0	11/14/14	Messmer Harold M Jr	CB,CEO	Robert Half Intl	RHI	S	\$5,732,660	11/12/14	\$ 57.33	\$57.40	1,265,968	-209%	7,804
○○○	-0	11/13/14	Powers Scott F	CEO,PR	State Street	STT	S	\$5,619,957	11/11/14	\$ 77.73	\$76.07	246,499	-242%	31,759
○○○	-0	11/14/14	Gross Robert G	DIR	Monro Muffler Brake	MNRO	S	\$4,835,054	11/14/14	\$ 53.68	\$52.68	115,807	-550%	1,663
○○○	-0	9/17/14	Boehm Marcus F	CTO	Receptos	RCPT	AS	\$4,446,299	11/10/14	\$ 109.91	\$106.55	145,656	-238%	2,915

* See last page for the Key to Ratings, Titles & Transaction Type codes. Numerous accounts of indirect holdings may result in inaccurate totals of "Subsequent Holdings".

LARGEST INDIVIDUAL SALES (Continued 51-100)

Includes Transaction Types S, AS, JS*. Top 100 by dollar value, filed at the SEC in the past week.

Note: If Insider Rating Date > 3 Months Old or Insider Rating is Bullish, Recent Selling Activity is Considered Insignificant.

Generated with InsiderInsights.com's Special Screens Tool, using pre-made Subscriber Screen: "Large Individual Sales (Week) + All Ratings".

Insider Rating*	Rating Date	Insider Name	Title(s)	Company	Ticker	Trans Type(s)*	Total Purch Value	Latest Trans Date	Ave. Purch Price	Recent Price	Subsequent Holdings	Delta % Own	Mkt Cap (mm)	
●○○○	-0.5	11/12/14	Scripps Gerald J	BO	Scripps Networks	SNI	S	\$4,407,821	11/10/14	\$ 73.46	\$75.17	113,034	-313%	10,307
●○○○	-0.5	11/12/14	Scripps Jonathan L	BO	Scripps Networks	SNI	S	\$4,187,430	11/10/14	\$ 73.46	\$75.17	116,134	-296%	10,307
○○○○	-0	11/12/14	Wright Kelly	SO,VP	Tableau Software	DATA	AS	\$4,158,790	11/12/14	\$ 83.18	\$84.83	194,087	-235%	5,882
●○○○	-0.5	11/12/14	Scripps Eli W	BO	Scripps Networks	SNI	S	\$3,893,576	11/10/14	\$ 73.46	\$75.17	120,034	-279%	10,307
○○○○	-0	9/17/14	Peach Robert J	O	Receptos	RCPT	AS	\$3,840,900	11/10/14	\$ 109.74	\$106.55	131,297	-236%	2,915
○○○○	-0	10/31/14	Scherr Scott	CB,CEO	Ultimate Software	ULTI	AS	\$3,431,763	11/10/14	\$ 152.56	\$154.35	325,000	-207%	4,379
○○○○	-0	9/17/14	Mineo Chrysta	VP	Receptos	RCPT	AS	\$3,291,900	11/10/14	\$ 109.73	\$106.55	104,692	-240%	2,915
○○○○	-0	9/17/14	Gujrathi Sheila	O	Receptos	RCPT	AS	\$3,269,700	11/11/14	\$ 108.99	\$106.55	120,661	-233%	2,915
○○○○	-0	10/9/14	Zuk Nir	CTO,DIR	Palo Alto Networks	PANW	AS	\$3,194,621	11/7/14	\$ 106.49	\$110.78	2,697,156	-201%	8,903
○○○○	0	11/7/14	Kellogg W K Fdn Tr	BO	Kellogg	K	AS	\$3,116,849	11/11/14	\$ 64.00	\$63.81	71,601,128	-200%	22,655
○○○○	-0	11/12/14	Markel Steven A	DIR,VCB	Markel	MKL	S	\$2,994,506	11/10/14	\$ 696.40	\$700.21	126,805	-204%	9,775
○○○○	0	9/12/14	Wechsler Bradley J	DIR	IMAX	IMAX	S	\$2,948,112	11/11/14	\$ 29.48	\$30.33	137,112	-469%	2,053
○○○○	-0	11/14/14	Goddard Robert C III	DIR	Post Prop	PPS	S	\$2,872,195	11/13/14	\$ 57.44	\$56.54	259,377	-224%	3,079
○○○○	-0	9/15/14	Whippoorwill Assoc	BO	US Concrete	USCR	S	\$2,740,000	11/7/14	\$ 27.40	\$26.05	2,059,555	-205%	364
○○○○	-0	11/14/14	Stuart Andrew	VP	Norwegian Cruise	NCLH	S	\$2,731,735	11/12/14	\$ 40.35	\$41.59	180,099	-260%	8,455
○○○○	-0	11/7/14	West Alfred P Jr	BO	SEI Invs	SEIC	S	\$2,730,600	11/7/14	\$ 39.01	\$39.27	12,277,028	-201%	6,567
○○○○	-0	9/17/14	Babinec Martin	DIR	TriNet	TNET	AS	\$2,650,454	11/7/14	\$ 29.45	\$31.27	4,391,020	-202%	2,176
○○○○	-0	10/31/14	Casey Michael Dennis	CEO	Carters	CRI	AS	\$2,518,400	11/12/14	\$ 78.70	\$80.18	545,436	-206%	4,242
○○○○	-0	11/5/14	Mccormick James M	BO,DIR	Synchronoss Tech	SNCR	AS	\$2,517,500	11/12/14	\$ 50.35	\$48.38	900,000	-206%	2,054
○○○○	-0	10/27/14	Stryker Ronda E	DIR	Stryker	SYK	JS*,AS	\$2,442,178	11/12/14	\$ 87.22	\$88.00	20,860,364	-200%	33,292
○○○○	-0	11/14/14	Beck Wendy A	CFO,VP	Norwegian Cruise	NCLH	S	\$2,427,053	11/12/14	\$ 40.35	\$41.59	180,445	-250%	8,455
○○○○	0	10/29/14	Lebow Bennett S	DIR	Vector	VGR	AS	\$2,192,500	11/12/14	\$ 21.93	\$21.40	5,744,740	-202%	2,335
○○○○	-0	11/10/14	Koski Christine L	BO,DIR	Sun Hydraulics	SNHY	S	\$2,152,641	11/12/14	\$ 42.63	\$42.11	714,858	-208%	1,119
●○○○	-0.5	10/7/14	Levov Zachary S	DIR,SO,VP	Barracuda Networks	CUDA	AS	\$2,125,694	11/13/14	\$ 34.95	\$35.34	3,716,808	-202%	1,836
○○○○	-0	11/4/14	Bardis John A	CB,CEO	MedAssets	MDAS	S	\$2,001,500	11/11/14	\$ 20.02	\$20.50	313,873	-247%	1,234
●○○○	-0.5	11/12/14	Nierenberg Inv Mgt	BO	RadiSys	RSYS	S	\$1,962,881	11/7/14	\$ 2.45	\$2.45	-	All	89
○○○○	-0	10/15/14	Flynn James E	BO	Dicerna Pharm	DRNA	JS*	\$1,938,354	11/7/14	\$ 9.05	\$9.27	-	All	165
○○○○	-0	11/12/14	El Hibri Fuad	BO,CB	Emergent Biosolutions	EBS	AS	\$1,868,500	11/12/14	\$ 25.00	\$24.22	2,097,104	-204%	910
○○○○	-0	11/14/14	Ewing R Stewart Jr	CFO,VP	CenturyLink	CTL	S	\$1,820,607	11/13/14	\$ 40.46	\$40.79	184,109	-232%	23,279
○○○○	-0	10/27/14	Wooten Rosalie Oreilly	DIR	OReilly Automotive	ORLY	S	\$1,784,047	11/7/14	\$ 178.40	\$179.88	203,899	-205%	18,248
○○○○	-0	11/4/14	Mcadam John	CEO,DIR	F5 Networks	FFIV	AS	\$1,766,477	11/10/14	\$ 126.18	\$128.88	96,930	-217%	9,548
○○○○	-0	9/15/14	Enright Patrick G	DIR	Jazz Pharm PLC	JAZZ	AS	\$1,710,858	11/10/14	\$ 171.09	\$174.57	7,268	166%	10,560
○○○○	-0	10/31/14	Scherr Marc D	COO,VCB	Ultimate Software	ULTI	AS	\$1,662,403	11/10/14	\$ 152.74	\$154.35	266,594	-204%	4,379
○○○○	-0	11/13/14	Charlesworth John S	DIR	Chipotle Mexican Grill	CMG	S	\$1,635,742	11/11/14	\$ 651.69	\$669.80	5,764	-277%	20,772
○○○○	-0	11/14/14	Puckett Karen A	PR	CenturyLink	CTL	S	\$1,627,600	11/13/14	\$ 40.69	\$40.79	258,501	-218%	23,279
○○○○	-0	9/3/14	Marx Oscar B III	DIR	Gentherm	THRM	AS	\$1,625,392	11/10/14	\$ 40.63	\$40.43	322,425	-214%	1,443
●○○○	-0.5	9/12/14	Stoppelman Jeremy	BO,CEO	Yelp	YELP	AS	\$1,586,656	11/11/14	\$ 58.71	\$59.82	-	All	4,338
○○○○	-0	11/12/14	Williams Donald R	CEO,DIR	Primerica	PRI	AS	\$1,577,361	11/10/14	\$ 52.58	\$52.05	187,230	-219%	2,766
○○○○	-0	11/12/14	Addison John A Jr	CEO,DIR	Primerica	PRI	AS	\$1,575,753	11/10/14	\$ 52.53	\$52.05	142,534	-227%	2,766
○○○○	-0	11/12/14	Norton Phillip G	BO,CEO	ePlus	PLUS	AS	\$1,570,559	11/11/14	\$ 69.80	\$68.26	696,040	-203%	505
○○○○	-0	11/14/14	Wegman Thomas	BO,CEO	BioSpecifics Tech	BSTC	S	\$1,558,292	11/14/14	\$ 38.96	\$38.97	177,222	-229%	253
○○○○	-0	11/12/14	Hovde Eric D	DIR	ePlus	PLUS	S	\$1,531,356	11/12/14	\$ 69.23	\$68.26	225,206	-211%	505
○○○○	-0	9/22/14	Dobkin Arkadiy	CB,CEO	EPAM Sys	EPAM	AS	\$1,403,308	11/11/14	\$ 46.78	\$49.64	2,489,746	-201%	2,378
○○○○	-0	11/3/14	Scott James Kevin	OO,VP	LinkedIn	LNKD	AS	\$1,398,727	11/7/14	\$ 223.80	\$233.89	58,364	-212%	29,044
○○○○	-0	11/14/14	Miller Maria	VP	Norwegian Cruise	NCLH	S	\$1,372,425	11/12/14	\$ 40.35	\$41.59	102,038	-250%	8,455
○○○○	-0	11/4/14	Cocchiaro Richard M	DIR,VCB	Kforce	KFRC	AS	\$1,365,487	11/11/14	\$ 23.50	\$23.72	1,874,533	-203%	726
○○○○	-0	11/12/14	Lieberman Ronald J	GC,VP	NorthStar Asset Mgt	NSAM	S	\$1,259,885	11/10/14	\$ 20.04	\$20.98	22,753	-43%	3,958
○○○○	-0	11/6/14	Tursi Louis	SO,VP	Church & Dwight Co	CHD	S	\$1,217,181	11/13/14	\$ 74.47	\$73.53	12,957	282%	9,837
○○○○	-0	11/14/14	Lawrie John M	CEO,DIR	Computer Sciences	CSC	AS,S	\$1,205,594	11/13/14	\$ 60.28	\$61.76	394,249	-205%	8,677
○○○○	-0	11/12/14	Ebling Thomas D	CEO,DIR	Demandware	DWRE	AS	\$1,189,688	11/10/14	\$ 59.48	\$60.89	278,144	-208%	2,211

* See last page for the Key to Ratings, Titles & Transaction Type codes. Numerous accounts of indirect holdings may result in inaccurate totals of "Subsequent Holdings".

LARGEST FORM 3 FILINGS

Includes Transaction Type 3. Top 50 by Subsequent Holdings, filed at the SEC in the past week.

Note: If Insider Rating Date > 3 Months Old, Recent Form 3 Activity is Considered Insignificant.

Generated with InsiderInsights.com's Special Screens Tool, using pre-made Subscriber Screen: "Largest Form 3 Filings (Week) + All Ratings"

Insider Rating*	Rating	Insider Name	Title	Company	Ticker	Trans Type(s)*	Latest Trans Date	Recent Price	Subsequent Holdings	Mkt Cap (mm)	10-Day Ave Vol (m)	
---	NR	Govil Aron	DIR	Cemtrex	CTEI	3	11/25/08	\$0.64	21,430,000	26	20	
🟢🟢	+0.5	11/10/14	Omega Fund III L P	BO	Paratek Pharm	PRTK	3	10/30/14	\$19.48	10,933,503	281	30
🟢🟢	+0.5	9/12/14	Mccarthy Kent C	BO	China Cord Blood	CO	3	11/4/14	\$4.78	9,887,192	349	50
---	NR	Govil Saagar	DIR,SEC	Cemtrex	CTEI	3	11/25/08	\$0.64	8,000,000	26	20	
---	NR	Cosman Jeffrey Scott	BO,CEO	Brooklyn Cheesecake	BCKE	3	10/31/14	\$1.00	6,270,809	10	10	
🟢🟢	+1	11/14/14	General Atlantic	BO	C&J Energy Svs	CJES	3	11/12/14	\$19.95	5,589,395	1,104	1,860
---	NR	Neff Thomas B	BO,CEO	FibroGen	FGEN	3	11/13/14	\$22.00	3,938,232	1,225	640	
🟢🟢	+1	11/5/14	Schuler Jack W	BO,PR	BIOLASE	BIOL	3	11/3/14	\$2.35	2,604,166	137	180
🟢🟢	+0	11/12/14	Water Asset Management	BO	Cadiz	CDZI	3	11/12/14	\$11.02	2,398,060	192	120
🟢🟢	+0.5	11/10/14	K S Danish Bioventure	BO	Paratek Pharm	PRTK	3	10/30/14	\$19.48	1,266,486	281	30
---	NR	Sloane Barry	BO,CB	Newtek Business Svs	NEWT	3	11/14/14	\$13.33	999,356	100	120	
---	NR	Narayan Ravi	DIR,VP	Cemtrex	CTEI	3	11/25/08	\$0.64	800,000	26	20	
---	NR	Riggs Rory B	DIR	FibroGen	FGEN	3	11/13/14	\$22.00	792,214	1,225	640	
---	NR	Cush C David	CEO,DIR	Virgin Amer	VA	3	11/13/14	\$30.00	728,291	1,296	2,160	
---	+100	7/23/14	Gagnon Neil	BO	CareDx	CDNA	3	11/5/14	\$7.30	632,728	86	40
🟢🟢	+0	11/7/14	Woolard Edgar S Jr	DIR	Acorn Energy	ACFN	3	11/6/14	\$1.03	500,000	27	440
---	NR	Vx Holdings L P	BO,DIR	Virgin Amer	VA	3	11/13/14	\$30.00	430,513	1,296	2,160	
---	NR	Dela Rama Renato	DIR,VP	Cemtrex	CTEI	3	11/25/08	\$0.64	400,000	26	20	
🟢🟢	+0	9/30/14	Lawndale Capital Management	BO	P & F Ind	PFIN	3	11/13/14	\$8.12	368,557	29	10
🟢🟢	+0.5	10/14/14	Mcnab James R	DIR	Titan Pharm	TTNP	3	11/10/14	\$0.46	350,000	51	190
---	NR	Freidheim Stephen C	BO,DIR	Virgin Amer	VA	3	11/13/14	\$30.00	285,400	1,296	2,160	
---	NR	Carty Donald J	DIR	Virgin Amer	VA	3	11/13/14	\$30.00	158,332	1,296	2,160	
---	NR	Madero Miguel	DIR	FibroGen	FGEN	3	11/13/14	\$22.00	154,565	1,225	640	
---	NR	Yu K Peony	VP	FibroGen	FGEN	3	11/13/14	\$22.00	143,000	1,225	640	
🟢🟢	+0	8/14/14	Schupp Rudy E	PR,VP	Valley Natl Banc	VLV	3	11/1/14	\$9.83	141,800	2,276	2,470
---	NR	Nickell Robert A	DIR	Virgin Amer	VA	3	11/13/14	\$30.00	136,964	1,296	2,160	
🔴🟢	-0	10/2/14	Kelly David George	SEC,VP	Horizon Pharma PLC	HZNP	3	11/6/14	\$12.25	125,888	1,456	2,330
---	NR	Stern Julian N	DIR	FibroGen	FGEN	3	11/13/14	\$22.00	120,080	1,225	640	
---	NR	Kearns Thomas F Jr	DIR	FibroGen	FGEN	3	11/13/14	\$22.00	116,000	1,225	640	
🟢🟢	+0.5	9/29/14	Summers David Preston	DIR	Eagle Banc	EGBN	3	10/31/14	\$34.74	99,786	904	70
---	NR	Routti Jorma	DIR	FibroGen	FGEN	3	11/13/14	\$22.00	68,000	1,225	640	
🟢🟢	+0	8/21/14	Campistron Julie	VP	Demand Media	DMD	3	11/7/14	\$5.65	57,767	111	250
---	NR	Beck David C	DIR	Newtek Business Svs	NEWT	3	11/14/14	\$13.33	55,923	100	120	
---	NR	Freidheim Cyrus F Jr	DIR	Virgin Amer	VA	3	11/13/14	\$30.00	48,686	1,296	2,160	
---	NR	Kurkijarvi Kalevi	DIR	FibroGen	FGEN	3	11/13/14	\$22.00	44,000	1,225	640	
---	NR	Skinner Samuel K	DIR	Virgin Amer	VA	3	11/13/14	\$30.00	41,917	1,296	2,160	
---	NR	Brunet Craig Jeffry	VP	Newtek Business Svs	NEWT	3	11/14/14	\$13.33	41,174	100	120	
---	NR	Controneo Pat	CFO,VP	FibroGen	FGEN	3	11/13/14	\$22.00	40,000	1,225	640	
---	NR	Mulia Salvatore Francis	DIR	Newtek Business Svs	NEWT	3	11/14/14	\$13.33	36,905	100	120	
---	NR	Rosenkranz Roberto Pedro	DIR	FibroGen	FGEN	3	11/13/14	\$22.00	35,040	1,225	640	
🟢🟢	+0	11/14/14	Creech Timothy J	O	Salix Pharm	SLXP	3	11/5/14	\$102.32	33,785	6,520	5,840
🟢🟢	+0	8/21/14	Boecker Frederick Scott	VP	Demand Media	DMD	3	10/30/14	\$5.65	32,500	111	250
---	NR	Hunt Peter D	CFO,VP	Virgin Amer	VA	3	11/13/14	\$30.00	31,097	1,296	2,160	
---	NR	Kirschner Sam	DIR	Newtek Business Svs	NEWT	3	11/14/14	\$13.33	30,687	100	120	
---	NR	Varley John J	GC,VP	Virgin Amer	VA	3	11/13/14	\$30.00	29,540	1,296	2,160	
---	NR	Smith Eric G	DIR	First Federal of N MI	FFNM	3	8/8/14	\$4.98	27,127	19	10	
🟢🟢	+0	8/21/14	Weinrot Daniel J	GC,VP	Demand Media	DMD	3	10/30/14	\$5.65	26,413	111	250
🟢🟢	+0.5	5/19/14	Trowbridge Stephen A	GC,VP	AngioDynamics	ANGO	3	10/29/14	\$16.82	25,765	600	170
---	NR	Zimmerman Renee	CFO,SEC	AG&E	WGA	3	10/24/14	\$0.89	25,156	10	30	
---	NR	Valone Frank H	O	FibroGen	FGEN	3	11/13/14	\$22.00	24,000	1,225	640	

* See last page for the Key to Ratings, Titles & Transaction Type codes. Numerous accounts of indirect holdings may result in inaccurate totals of "Subsequent" Holdings".












KEY FOR "TITLE" CODES:

A=Assistant, AI=Affiliated Investor, AO=Accounting Officer, BD=Business Development, BO=Beneficial Owner, CAO=Chief Accounting Officer, CB=Chairman, CCO=Chief Compliance Officer, CEO=Chief Executive Officer, CFO=Chief Financial Officer, CIO=Chief Information Officer, CO=Compliance Officer, COO=Chief Operating Officer, CT=Controller, CTO=Chief Technology Officer, DIR=Director, F=Founder, FO=Financial Officer, GC=General Counsel, HR=Human Resources, IO=Information Officer, IR=Investor Relations, LO=Legal Officer, MD=Managing Director, O=Officer, OO=Operating Officer, PR=President, PT=Partner, REL=Relative of insider, SEC=Secretary, SH=Shareholder, SO=Sales Officer, TO=Technology Officer, TR=Treasurer, TT=Trustee, VCB=Vice Chairman, VP=Vice President, X=Ex Officer or other title displayed.

KEY FOR "TRANSACTION TYPE" CODES:

B = Open-Market Insider Buy.
S = Open-Market Insider Sale.
AB = Automatic Buy through the insider's 10b5-1 program.
AS = Automatic Sale through the insider's 10b5-1 program
JB* = Supposed Open-Market Acquisition done outside the price range or trading volume on the day.
JS* = Supposed Open-Market Disposition done outside the price range or trading volume on the day.
OB = Option Exercise that was not sold at all.
OE* = Option Exercise that was only partially sold.
OS* = Partial Sale of Exercised Options.
OE = Option Exercise that was completely sold.
OS = Complete Sale of Exercised Options.
JB = Non Open-Market Acquisition (Transaction Price is often unrelated to market price on the day).
JS = Non Open-Market Disposition (Transaction Price often unrelated to market price on the day).
3 = Form 3 filing indicating new insider. New insiders must file a Form 3 whether or not they have any holdings in the company.

KEY FOR "INSIDERINSIGHTS COMPANY RATINGS":

- 3  EXTREMELY BULLISH -- Best candidate to research for a new long position, and comforting sign if you're already an investor.
- 2  VERY BULLISH -- Better candidate to research for a new long position, and comforting sign if you're already an investor.
- 1  BULLISH -- Good candidate to research for a new long position, and comforting sign if you're already an investor.
- 0.5  LEANING BULLISH -- Better long candidates exist, but still more attractive than companies with bearish insider profiles.
- +0  INSIGNIFICANTLY BULLISH -- Much better long candidates exist, but still more attractive than companies with bearish insider profiles.
- 0  CONFLICTING PURCHASES & SALES -- No investment intelligence gleaned from insider transactions.
- 0  INSIGNIFICANTLY BEARISH -- Much better candidates exist for new long and short positions. OK to stay long if stock is trading well.
- 0.5  LEANING BEARISH -- Better candidates exist for both new long and short positions. OK to stay long if stock is trading well.
- 1  BEARISH -- Good candidate to research for a new short position. Avoid being long such companies.
- 2  VERY BEARISH -- Better candidate to research for a new short position. Avoid being long such companies.
- 3  EXTREMELY BEARISH -- Best candidate to research for a new short position. Avoid being long such companies.

- 200 _____ Purchases Related To Corporate Action. May occasionally relay arbitrage intelligence.
- 100 _____ Purchases Related To IPO. Value of investment intelligence uncertain when stock is unseasoned.
- 100 _____ Sales Related To IPO. Value of investment intelligence uncertain when stock is unseasoned.
- 200 _____ Sales Related To Corporate Action. May occasionally relay arbitrage intelligence.

- NR NR Not Yet Rated. A company is usually Not Yet Rated because there has not been a combination of insider activity and other factors to warrant our analysis. If you feel we have missed something, feel free to request a rating by emailing support@insiderinsights.com.

DISCLAIMER:

At the time of publication, Mr. Moreland, his firm, Insider Asset Management, LLC, or clients of Insider Asset Management LLC may hold a position in a security that he discusses in *InsiderInsights* (the "Product"). IF YOU ENTER ORDERS TO BUY OR SELL SECURITIES FOLLOWING THE PUBLICATION OF THE PRODUCT, IT IS POSSIBLE THAT MR. MORELAND OR INSIDER ASSET MANAGEMENT, LLC, OR CLIENTS OF INSIDER ASSET MANAGEMENT, LLC MAY HAVE PURCHASED OR SOLD THE SECURITY AT A PRICE MORE ADVANTAGEOUS THAN THE PRICE YOU WILL OBTAIN.

Mr. Moreland is not registered as a securities broker-dealer or an investment adviser with the U.S. Securities and Exchange Commission, however his firm, Insider Asset Management, LLC is registered with the state securities regulatory authority in the State of New York. The Product contains Mr. Moreland's own opinions and is provided for informational purposes only. You should not rely solely upon the Product for purposes of transacting securities or other investments, and you are encouraged to conduct your own research and due diligence, and to seek the advice of a qualified securities professional, before you make any investment. None of the information contained herein constitutes, or is intended to constitute a recommendation by Jonathan Moreland of any particular security or trading strategy or a determination by Jonathan Moreland that any security or trading strategy is suitable for any specific person. To the extent any of the information contained herein may be deemed to be investment advice, such information is impersonal and not tailored to the investment needs of any specific person.

The Product includes a list of stocks chosen by Mr. Moreland in accordance with his stated investment strategy. Your actual results may differ from results reported for the list for many reasons, including, without limitation: (i) performance results for the list do not reflect actual trading commissions that you may incur; (ii) performance results for the list do not account for the impact, if any, of certain market factors, such as lack of liquidity, that may affect your results; (iii) the price of stocks chosen for the list may change in a short period of time, and although the "purchase" or "sale" of a stock on the list will not be affected on the list until confirmation that the email alert has been sent to all subscribers, delivery delays and other factors may cause the price you obtain to differ substantially from the price at the time the alert was sent; and (iv) the prices of stocks on the list at the point in time you begin subscribing to the Product may be higher than such prices at the time such stocks were chosen for inclusion on the list. Past results are not necessarily indicative of future performance.