

IN THIS ISSUE

Inside the Market 1

New Recommendations 1
At Home (HOME)

Recommended List 2

Company Updates 3
Cerecor (CERC)
SS&C Tech (SSNC)
OptimizeRx (OPRX)
Party City (PRTY)

InsiderInsights Ratings 5
InsiderInsights Bullish Universe
InsiderInsights Bearish Universe
Ratings of Latest Insider Purchases
Ratings of Latest Insider Sales

Insider Summaries 16
Aggregate Purchases by Company
Aggregate Sales by Company

Largest Individual Trades 18
Largest Purchases
Largest Sales
Largest Form 3 Filings

General Information

Subscriptions are \$495 / Year or \$49.50 / Month.

If you have questions regarding our InsiderInsights newsletter or the InsiderInsights.com website, call (212) 784-6860, or email support@insiderinsights.com.

InsiderInsights is published by Ex Officio LLC, a New York Limited Liability Company.

Director of Research:
Jonathan Moreland

INSIDE THE MARKET

Our Interpretation of Insiders' Top-Down Sentiment.

Our Insider-Based Market Indicator confirmed the bullish trend change it flashed last issue, and did so with a very convincing 17.2% downward move. We have reduced cash further, but “only” to 15%.

It was surprising to us to see our Indicator flip bullish last issue with all the trade and interest-rate uncertainty hanging over the indices, but we have to hand it to our Indicator once again for helping to moderate our curmudgeonly bias these days.

The fact that we’re still not willing to go fully invested after the confirmation of our Indicator’s bullish signal betrays our continued concerns. We know there’s a portion of our clientele who are much more optimistic than we are about the eventual outcome of the president’s tariff war, and the ability of the U.S. economy to grow its way out of the tax-cut related increase in the national debt. Being net long by far, we certainly hope the optimists are right.

In the very near term, the expected Fed pliability and the fact that trade talks are scheduled with China make our Indicator’s bullish flip perfectly understandable—and tradeable. The Russell 2000’s recent surge relative to the S&P 500 index is another healthy development. It’s also particularly bullish for our insider-oriented investment approach, which (as we’ve discussed in the past) tends to generate more “Significant” signals at smaller firms for rea-

sons that are both logical and practical.

We still believe the Chinese have no intention of actually concluding a trade deal in the next year that would give the president a “win” on this critical issue. And the scheduled negotiations are consistent with a strategy to string discussions along leading into next year’s U.S. elections.

But here again we hope we’re wrong, and, in any case, that risk doesn’t even appear to be the biggest potential near-term market killjoy after the stunning attack on Saudi Arabia’s oil infrastructure.

Bottom line is that we are happy to feel bullish enough to bring our cash down to 15%. But we are absolutely still keeping an eye on the exits given the obvious risks to global economic activity, the potential for the Fed to be more grudging with its rate cut than expected—and, of course, the proven vulnerability of stock market rallies to being killed by a tweet.

To Review: Our Insider-Based Market Indicator is an “incidental” indicator, and *not* constructed to be a short-term trading signal. Trying to call a market top or bottom ahead of time is a suckers game. Our Indicator attempts to confirm—or not—longer-term trend changes in the market asap after they begin. A much more reasonable endeavor.

(Continued on page 4)

NEW RECOMMENDATIONS

Stocks added to our Recommended List.

Bought: At Home (HOME) @ \$8.56
(Purchased Via 9/11 Email Alert.)

After talking ourselves out of buying into recent, quick moving insider-bought stocks like Fastly (FSLY) and JC Penney (JCP), we bought into the momentum in shares of At Home (HOME) last week after they already spiked 18% in short order.

We’re old fashioned in that we tend towards taking time to undertake real analysis of stocks after they reach the stage of “Significance” in our insider Ratings system. So it’s annoying when Significantly insider-bought stocks take off before we can finish our usual research process.

That occurred again with shares of At

Home last week. But with yet another large bout of insider buying filed at the SEC strengthening the Significance of HOME’s InsiderInsights Company Rating, we jumped on board anyway.

Five execs and a beneficial owner have bought over \$11 million worth of HOME since its gap down late August. Four of the five executives have profitable track records with their last purchases of HOME, and all increased their holdings substantially with their latest attempt at bottom fishing. Prices paid by insiders ranged from a low of \$5.89, to a high of \$7.99.

At Home operates home decor superstores in the United States, offering big-box price discounts on home furnishings like furniture, mir-

(Continued on page 3)

RECOMMENDED LIST

Independent research opinions on stocks I have invested in, after using insider data as a first screen to determine where to focus our fundamental research. The weekly performance of my Recommended List is calculated by averaging the weekly performances of all the positions on the List. Buy and Short-rated stocks are counted as full positions. Hold-rated stocks are counted as half positions. The weekly performance of our List is then further adjusted for the percentage of Cash we are recommending.

Company	Ticker	Rec. Date	Rec. Price	Yield	9/13/19 Price	% Gain (Loss)	Wks Held	Period Change	Previous Update	Rating	
Cerecor	CERC	6/20/18	\$ 4.81		* \$ 3.77	-21.6%	65	28.7%	6/3/19	Sold	
Koppers Holdings	KOP	11/15/18	\$ 21.19		\$ 29.84	40.8%	44	12.0%	6/17/19	Buy	
SS&C Technologies	SSNC	11/20/18	\$ 44.77		* \$ 52.49	17.2%	43	7.3%	6/17/19	Sold	
Spartan Motors	SPAR	12/11/18	\$ 7.17		\$ 13.99	95.1%	40	18.3%	7/26/19	Buy	
OptimizeRx	OPRX	1/28/19	\$ 11.22		* \$ 16.23	44.7%	33	-0.7%	6/10/19	Sold	
Synalloy Corporation	SYNL	2/25/19	\$ 13.87	1.80%	\$ 16.04	15.6%	29	2.3%	4/29/19	Buy	
Calix	CALX	3/4/19	\$ 8.16		\$ 6.51	-20.2%	28	8.3%	3/4/19	Buy	
Frequency Electronics	FEIM	4/10/19	\$ 12.06		\$ 10.69	-11.4%	23	-0.5%	7/26/19	Buy	
Cubic Corporation	CUB	6/4/19	\$ 59.69	0.48%	\$ 71.67	20.1%	15	7.0%	6/3/19	Buy	
IL-VI Incorporated	IVI	6/4/19	\$ 32.66		\$ 41.01	25.6%	15	5.3%	6/3/19	Buy	
Mosaic Company	MOS	6/18/19	\$ 23.28	0.93%	\$ 22.65	-2.7%	13	15.9%	6/17/19	Buy	
MGM Resorts	MGM	6/28/19	\$ 28.45	1.83%	\$ 29.07	2.2%	11	2.7%	7/1/19	Buy	
Hooker Furniture	HOFT	6/28/19	\$ 21.31	2.91%	\$ 20.97	-1.6%	11	10.4%	7/1/19	Buy	
Macerich Company	MAC	6/28/19	\$ 33.34	8.96%	\$ 33.23	-0.3%	11	10.0%	7/1/19	Buy	
J.Jill	JILL	7/19/19	\$ 2.10		\$ 2.32	10.5%	8	9.4%	7/22/19	Buy	
G-III Apparel	GIII	7/19/19	\$ 26.65		\$ 26.86	0.8%	8	11.1%	7/22/19	Buy	
Eaton Vance FR Inc Pl Fund	EFF	8/1/19	\$ 15.20	6.46%	\$ 15.13	-0.5%	7	-0.3%	8/5/19	Buy	
Vapotherm	VAPO	8/7/19	\$ 13.20		\$ 9.06	-31.4%	6	-19.6%	8/12/19	Buy	
Energizer Holdings	ENR	8/15/19	\$ 35.59	3.27%	\$ 45.31	27.3%	5	11.5%	8/19/19	Buy	
Sunrun	RUN	8/26/19	\$ 14.66		\$ 15.96	8.9%	3	6.2%	8/26/19	Buy	
Fluent	FLNT	8/26/19	\$ 2.91		\$ 2.87	-1.4%	3	3.6%	8/26/19	Buy	
Target Hospitality	TH	8/26/19	\$ 6.20		\$ 6.96	12.3%	3	7.6%	8/26/19	Buy	
AbbVie	ABBV	8/26/19	\$ 65.97	6.34%	\$ 70.51	6.9%	3	4.3%	8/26/19	Buy	
Party City	PRTY	8/26/19	\$ 5.00		* \$ 6.22	24.4%	3	20.1%	8/26/19	Sold	
Codexis	CDXS	9/10/19	\$ 13.65		\$ 14.36	5.2%	1	5.2%	9/9/19	Buy	
At Home	HOME	9/11/19	\$ 8.56		\$ 9.21	7.6%	1	7.6%	9/16/19	Buy	
* 9/12 Sale Price.		Weekly Recommended List Performance:							7.45%		
		Weekly Recommended List Performance Adjusted for 25% Cash Holdings:							5.58%	9/16/19	↓ to 15%
		Weekly Performance of S&P 500							0.96%		
		Weekly Performance of Russell 2000							4.85%		

Recommended List Performance As Of Close: 9/13/19			
	Latest Week	Latest 4-Wks	Year to Date
InsiderInsights	5.6%	3.8%	24.6%
Russell 2000	4.8%	2.9%	17.0%
S&P 500	1.0%	2.6%	20.0%

NEW RECOMMENDATIONS

Stocks added to our Recommended List.

(Continued from page 1)

rors, cushions, rugs, wall art; bedding, accessories and window treatments.

Sentiment has understandably been horrible on At Home and its peers this year. The threats of tariffs increasing costs, Amazon (AMZN) stealing business, and fears of an economic slowdown dampening demand in general explain why HOME cratered from a high of \$25 earlier this year, to below \$5 at its August nadir. There have also been company specific concerns that management was unreasonable with growth expectations at the expense of free cash flow.

Following from these negatives, At Home's Q2 EPS of 18 cents represented a sharp decline from the 34 cents it earned the year before, and the event also include a reduction of guidance.

But the quarter wasn't all bad. EPS was down, but beat reduced expectations

by 3 cents. Revenues also increased over 18% year-over-year, to \$342 million, showing that demand remains decent even if profit margins aren't. Bending to shareholder concerns, management also agreed to focus on slowing down store growth to help generate positive free cash flow.

To be sure, At Home's slashed earnings expectations over the past quarter are clearly bad. Just a few months ago, HOME was expected to generate EPS of \$1.03 this year and \$1.31 next. Those metrics are now just \$0.68 and \$0.87.

At this point, only 6 of the 11 analysts following the stock rate if "Buy" or better. HOME has already bounced back up around the mean price target of the group. And while the upside price target is much higher at \$14, the low end is down at \$5.50.

But we're betting that insiders didn't

buy into HOME with the expectation it would stall out in the mid \$8 region. The very Significant insider buying cluster gives us optimism that At Home's Q3 is more likely to justify the less bullish analysts amongst the sell side to upgrade their expectations, than to justify capitulation by the more bullish analysts following the firm.

Our larger and nearer-term bet, however, is that the recent optimism in the market can last long enough to keep HOME's recent upwards momentum going as well. We'd be happiest to harvest a quick trading profit in HOME based on pure momentum, before Q3 is even released.

COMPANY UPDATES

Updated research on past recommendations.

Sold Positions Into Market Strength (Sold Via 9/12 Email Alert.)

What a fabulous week! Even with our still-high 25% cash level, our Recommended List gained 5.6%—beating even the surging Russell 2000.

The joy, the gains, the fab momentum...

...It was time to sell something!

The reason for selling is simple: we just don't trust any strong weekly trend to last in this market that is being moved more by politics than fundamentals.

Our sales via last Thursday's email alert were:

Cerecor (CERC) @ \$3.77;
SS&C Tech (SSNC) @ \$52.49;
OptimizeRx (OPRX) @ \$16.23, and;
Party City (PRTY) @ \$6.22.

Three of our four sales are older positions. That's consistent with our policy of keeping our Recommended List overweighed with fresher ideas that have yet to play out, in order to better service the constant wave of new clients entering the service.

SSNC delivered a 17.2% gain over a 43-week holding period and **OPRX** generated a 44.7% profit in just 33 weeks. **CERC** was the one loser amongst our

sales, costing us 21.6% over 65 weeks.

SSNC was actually a bit disappointing despite its final gain. It was a far larger winner for us before the stock overreacted (in our opinion, at least) to the slightly reduced guidance communicated during its Q2 earnings event.

Fundamentally we still view SSNC as attractive, and clients in this stock can justify sticking with it. But insiders did not buy into the stock's Q2 pullback significantly, making it inappropriate for our insider-based service.

We have no complaints with **OPRX**. Insiders did a great job of bringing this underfollowed microcap to our attention, and the company has not disappointed with its quarterly results.

We're not put off that **OPRX'** Significantly Bullish insider signal is old, and that insiders were last seen selling. When a position works out as well as **OPRX** has, we expect insiders to start taking profits before we do.

OPRX is another stock clients can feel fundamentally comfortable to continue holding based on its still-attractive growth and valuation metrics. But we have no more value to add to this winner on our pages, and our sale of **OPRX** is definitely just a matter of us making room for fresh-

er ideas.

CERC is a huge disappointment, and we're at risk of adding to that disappointment by potentially selling it poorly as well. Fact is, **CERC** has maintained a "Significantly Bullish" insider Rating throughout its (too) long holding period. If we hadn't bought it previously, it would be a legitimate consideration today.

But the other fact is that this dev-stage biotech has faltered despite insider support and reasonable FDA progress. We were obviously wrong to expect better price action from **CERC** given these usually bullish factors, and we have no new insight right now on **CERC's** prospects for us to expect that we will be right if we held it for yet another year. This service has given **CERC** enough time to shine. It hasn't, and we are moving on.

We've also taken our quick and fabulous 24.4% profit in **Party City (PRTY)** after just three weeks! **PRTY** is the clear stand out of the five stocks we added as likely short-term trades in our August 26th issue. We (correctly) viewed indices as looking oversold in the short-term back then, and it would just be greedy not to keep to our trading plan with **PRTY** after its impressive 20% surge last week.

INSIDE THE MARKET

Our Interpretation of Insiders' Top-Down Sentiment.

(Continued from page 1)

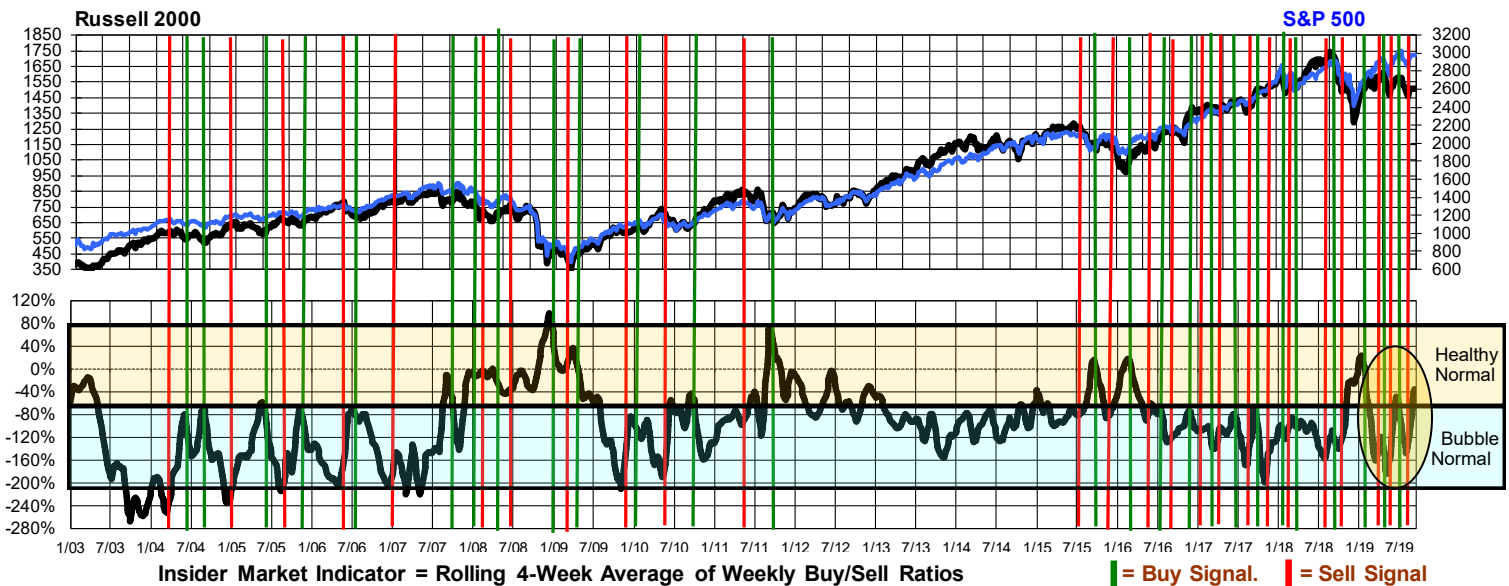
The week or so time lag in our Indicator's signals were no big deal a lifetime ago when it typically generated one or two (very reliable) market signals a year. But when market trends play out as quickly and intensely as they have in recent years, our Indicator has often been out of its element—whipsawing between bullish and bearish inflections within weeks.

We can and do acknowledge when our Indicator appears to be luffing about unhelpfully. But we also use common sense when we see the volume of bullish and bearish Insider Ratings

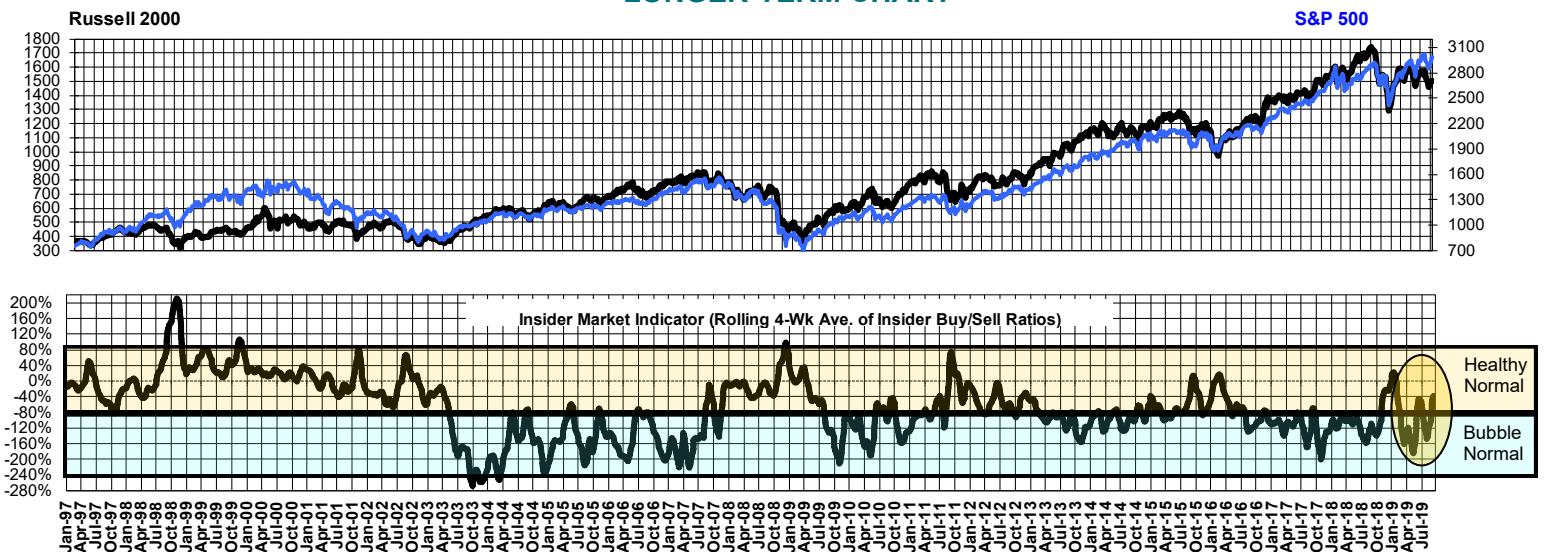
on our Daily and Weekly tables match up with an absolute level of our Indicator to form a pattern we've seen foreshadow a meaningful trend change many times before.

That's what (correctly) guided us to get fully invested last December before our Indicator confirmed this year's mega Q1 rebound. It's also why we've been able to make timely changes in our cash level numerous times this year, including slashing cash substantially just before last week's surge in the Russell 2000 and our Recommended List.

Time Period	# Firms With Open-Market Purchases	# Firms With Open-Market Sales	Buy/Sell Ratio	Rolling 4-Week Average
Week Ending 9/13/19	245	457	-87%	-56%
Month Ending 8/31/19	930	1,113	-20%	



LONGER-TERM CHART



InsiderInsights Bullish Universe

Companies with Active, Significantly Bullish InsiderInsights Company Ratings

Generated with Special Screens tool at InsiderInsights.com using Pre-Programmed Screen: "InsiderInsights Bullish Universe"

Insider Rating*	Rating Date	Company	Ticker	Insider Rating*	Rating Date	Company	Ticker	Insider Rating*	Rating Date	Company	Ticker			
●○○○	+1	9/13/19	Safehold	SAFE	●○○○	+1	9/3/19	Tuesday Morning	TUES	●○○○	+1	8/22/19	Cooper-Standard	CPS
●○○○	+1	9/13/19	Harvard Bioscience	HBIO	●○○○	+1	9/3/19	Gulfport Energy	GPOR	●○○○	+1	8/22/19	Intrepid Potash	IPI
●●○○	+2	9/12/19	Advanced Drainage Sys	WMS	●○○○	+1	9/3/19	Capital Southwest	CSWC	●○○○	+0.5	8/22/19	Mosaic Co	MOS
●○○○	+1	9/12/19	Celsius	CELH	●○○○	+0.5	8/30/19	Liberty Latin Amer	LILA	●○○○	+1	8/22/19	Aquestive Therap	AQST
●○○○	+0.5	9/12/19	Digirad	DRAD	●○○○	+1	8/30/19	RR Donnelley & Sons	RRD	●○○○	+0.5	8/22/19	Kingstone	KINS
●○○○	+0.5	9/12/19	Roadrunner Trans	RRTS	●○○○	+0.5	8/30/19	Nicholas Finl	NICK	●○○○	+1	8/21/19	Sunrun	RUN
●○○○	+0.5	9/12/19	Halliburton	HAL	●○○○	+0.5	8/30/19	Purple Innovation	PRPL	●○○○	+1	8/21/19	Sally Beauty	SBH
●○○○	+0.5	9/12/19	Kimbell Royalty LP	KRP	●○○○	+0.5	8/30/19	Cannae	CNNE	●○○○	+1	8/21/19	New Fortress Energy	NFE
●○○○	+0.5	9/12/19	Clough GI Div & Inc Fd	GLV	●○○○	+0.5	8/29/19	Eagle Bulk Shipping	EGLE	●○○○	+1	8/21/19	Surgery Part	SGRY
●○○○	+0.5	9/12/19	Avid Bioservices	CDMO	●○○○	+1	8/29/19	Advanced Emissions	ADES	●○○○	+1	8/21/19	Covetrus	CVET
●○○○	+0.5	9/11/19	Essential Prop Rlty Tr	EPRT	●○○○	+0.5	8/29/19	Community Health Sys	CYH	●○○○	+0.5	8/21/19	MGP Ingredients	MGPI
●○○○	+1	9/11/19	Turning Point Therap	TPTX	●○○○	+1	8/29/19	Gran Tierra Energy	GTE	●○○○	+1	8/20/19	MeiraGTx PLC	MGTX
●○○○	+1	9/11/19	Progenics Pharm	PGNX	●○○○	+1	8/29/19	East West Banc	EWBC	●○○○	+1	8/20/19	AbbVie	ABBV
●○○○	+1	9/11/19	Capstar Finl	CSTR	●○○○	+1	8/29/19	Sirius Intl Insurance	SG	●○○○	+1	8/20/19	NGL Energy LP	NGL
●○○○	+0.5	9/11/19	Agilysys	AGYS	●○○○	+1	8/29/19	Flexsteel Ind	FLXS	●○○○	+1	8/20/19	United Rentals	URI
●○○○	+0.5	9/11/19	Gladstone Land	LAND	●○○○	+0.5	8/29/19	Tucows	TCX	●○○○	+2	8/20/19	Calix	CALX
●○○○	+0.5	9/11/19	ValueSetters	VSTR	●○○○	+1	8/29/19	Houston Wire & Cable	HWCC	●○○○	+1	8/20/19	Clovis Oncology	CLVS
●○○○	+0.5	9/11/19	Neoleukin Therap	NLTX	●○○○	+0.5	8/29/19	Riverview Finl	RIVE	●○○○	+0.5	8/20/19	Blackrock Cap Inv	BKCC
●○○○	+0.5	9/11/19	Ultragenyx Pharm	RARE	●○○○	+0.5	8/29/19	BioRestorative Therap	BRTX	●○○○	+1	8/20/19	Ramaco Res	METC
●●○○	+2	9/11/19	Aldeyra Therap	ALDX	●○○○	+0.5	8/29/19	Global Medical Reit	GMRE	●○○○	+1	8/20/19	Tanger Factory Outlet	SKT
●●○○	+2	9/11/19	New Mtn Finance	NMFC	●○○○	+1	8/28/19	AmeriCold Rlty Tr	COLD	●○○○	+0.5	8/20/19	Lumber Liquidators	LL
●○○○	+1	9/10/19	Organogenesis	ORGO	●○○○	+1	8/28/19	SANUWAVE Health	SNWV	●○○○	+1	8/20/19	electroCore	ECOR
●○○○	+0.5	9/10/19	Commscope	COMM	●●○○	+2	8/28/19	J C Penney	JCP	●○○○	+1	8/19/19	PBF Energy	PBF
●○○○	+1	9/10/19	Domo	DOMO	●○○○	+0.5	8/28/19	Tristate Cap	TSC	●●○○	+2	8/19/19	Target Hospitality	TH
●○○○	+0.5	9/10/19	Fortress Tran & Infr Inv	FTAI	●○○○	+1	8/28/19	WideOpenWest	WOW	●○○○	+1	8/19/19	Wyndham Hotels	WH
●○○○	+1	9/10/19	Prudential Finl	PRU	●○○○	+1	8/28/19	Rayonier	RYN	●○○○	+0.5	8/19/19	Change Healthcare	CHNG
●○○○	+0.5	9/10/19	NCS Multistage	NCSM	●○○○	+1	8/27/19	Gogo	GOGO	●○○○	+0.5	8/19/19	Pedevco	PED
●○○○	+0.5	9/9/19	Cloudera	CLDR	●●○○	+2	8/27/19	Brighthouse Finl	BHF	●○○○	+0.5	8/19/19	Patrick Ind	PATK
●○○○	+1	9/9/19	Aerie Pharm	AERI	●○○○	+0.5	8/27/19	Spark Energy	SPKE	●○○○	+1	8/19/19	Esquire Finl	ESQ
●●○○	+3	9/9/19	At Home	HOME	●○○○	+0.5	8/27/19	First Busey	BUSE	●○○○	+1	8/19/19	Eastman Kodak	KODK
●○○○	+1	9/9/19	Nektar Therap	NKTR	●○○○	+1	8/27/19	Genesis Energy LP	GEL	●○○○	+0.5	8/19/19	Mayville Engineering	MEC
●○○○	+0.5	9/9/19	GlycoMimetics	GLYC	●○○○	+1	8/27/19	Kronos Worldwide	KRO	●○○○	+1	8/19/19	Unique Fabricating	UFAB
●○○○	+0.5	9/9/19	Marrone Bio Innovations	MBII	●○○○	+1	8/27/19	CynergisTek	CTEK	●○○○	+0.5	8/19/19	Evolent Health	EVH
●○○○	+0.5	9/9/19	FS KKR Cap	FSK	●○○○	+1	8/26/19	Elanco Animal Health	ELAN	●○○○	+1	8/16/19	Dorchester Minerals LP	DMLP
●○○○	+1	9/9/19	CTD	CTDH	●○○○	+1	8/26/19	Codexis	CDXS	●○○○	+0.5	8/16/19	RLJ Lodging Tr	RLJ
●○○○	+1	9/6/19	PVH	PVH	●○○○	+1	8/26/19	InfuSystem	INFU	●○○○	+0.5	8/16/19	Intl Banc	IBOC
●○○○	+1	9/6/19	Bioanalytical Sys	BASI	●○○○	+0.5	8/26/19	BOSTON OMAHA	BOMN	●○○○	+1	8/16/19	Playags	AGS
●○○○	+1	9/5/19	Cott	COT	●○○○	+0.5	8/23/19	Red Rock Resorts	RRR	●○○○	+1	8/16/19	Oasis Petrol	OAS
●○○○	+1	9/5/19	Briggs & Stratton	BGG	●○○○	+0.5	8/23/19	Intercept Pharm	ICPT	●○○○	+0.5	8/16/19	VolitionRX	VNRX
●○○○	+1	9/5/19	Inogen	INGN	●○○○	+0.5	8/23/19	Natl CineMedia	NCMI	●○○○	+0.5	8/16/19	BioXcel Therap	BTAI
●●○○	+2	9/4/19	Coty	COTY	●●○○	+2	8/23/19	Fossil	FOSL	●○○○	+0.5	8/16/19	Phunware	PHUN
●○○○	+0.5	9/4/19	Riverview Banc	RVSB	●○○○	+1	8/23/19	Kontoor Brands	KTB	●○○○	+0.5	8/16/19	Autoweb	AUTO
●○○○	+1	9/4/19	Aileron Therap	ALRN	●○○○	+1	8/23/19	US Auto Parts	PRTS	●○○○	+1	8/15/19	Symantec	SYMC
●○○○	+0.5	9/4/19	Phibro Animal Health	PAHC	●○○○	+0.5	8/23/19	Hill Intl	HIL	●○○○	+0.5	8/15/19	Capri	CPRI
●○○○	+1	9/3/19	LyondellBasell Ind NV	LYB	●○○○	+1	8/23/19	Harte Hanks	HHS	●○○○	+1	8/15/19	Occidental Petrol	OXY
●○○○	+0.5	9/3/19	Bunge	BG	●○○○	+0.5	8/23/19	WidePoint	WYY	●○○○	+1	8/15/19	Camping World	CWH
●○○○	+1	9/3/19	New Media Inv	NEWM	●○○○	+1	8/22/19	KLX Energy Svs	KLXE	●○○○	+1	8/15/19	QEP Res	QEP
●○○○	+1	9/3/19	Manning & Napier	MN	●○○○	+1	8/22/19	Horizon Global	HZN	●○○○	+1	8/15/19	Party Cityco	PRTY
●○○○	+1	9/3/19	Edgewell Personal Care	EPC	●○○○	+0.5	8/22/19	Citizens Finl	CFG	●○○○	+0.5	8/15/19	CASI Pharm	CASI
●○○○	+1	9/3/19	US Xpress Enterprises	USX	●●○○	+2	8/22/19	Fluent	FLNT	●○○○	+1	8/15/19	Granite Construction	GVA

See last page for the Key to Ratings, Titles & Transaction Type codes.

Continued on Next Page

InsiderInsights Bearish Universe

Companies with Active, Significantly Bearish InsiderInsights Company Ratings

Generated with Special Screens tool at InsiderInsights.com using Pre-Programmed Screen: "InsiderInsights Bearish Universe"

Insider Rating*	Rating Date	Company	Ticker	Insider Rating*	Rating Date	Company	Ticker	Insider Rating*	Rating Date	Company	Ticker			
●○○○	-1	9/12/19	Zuora	ZUO	●○○○	-0.5	8/16/19	Walgreens Boots	WBA	●○○○	-1	7/16/19	Energous	WATT
●○○○	-0.5	9/11/19	LogMeIn	LOGM	●○○○	-0.5	8/15/19	United States Cellular	USM	●○○○	-0.5	7/12/19	Libbey	LBY
●○○○	-0.5	9/9/19	Green Dot	GDOT	●○○○	-0.5	8/15/19	Tripadvisor	TRIP	●○○○	-0.5	7/11/19	Elevate Credit	ELVT
●○○○	-1	9/6/19	Cognizant Tech	CTSH	●○○○	-0.5	8/14/19	Natl Vision	EYE	●○○○	-0.5	6/28/19	United Therap	UTHR
●○○○	-0.5	9/4/19	Affiliated Managers	AMG	●○○○	-0.5	8/12/19	Upwork	UPWK	●○○○	-1	6/27/19	Biopharmx	BPMX
●○○○	-1	8/28/19	Franks Intl NV	FI	●○○○	-0.5	8/6/19	Criteo SA	CRTO	●○○○	-1	6/25/19	NetApp	NTAP
●○○○	-1	8/28/19	Hope Banc	HOPE	●○○○	-1	8/5/19	Iradimed	IRMD	●○○○	-0.5	6/24/19	Gap	GPS
●○○○	-0.5	8/23/19	Penn Virginia	PVAC	●○○○	-0.5	8/11/19	Alliance Data Sys	ADS	●○○○	-1	6/21/19	Armstrong Flooring	AFI
●○○○	-1	8/20/19	eXp World	EXPI	●○○○	-1	7/29/19	Harley-Davidson	HOG	●○○○	-0.5	6/20/19	Tutor Perini	TPC
●○○○	-0.5	8/20/19	Castlight Health	CSLT	●○○○	-1	7/24/19	Puma Biotechnology	PBYI					
●○○○	-0.5	8/19/19	Stitch Fix	SFIX	●●○○	-2	7/16/19	ANGI Homeservices	ANGI					

See last page for the Key to Ratings, Titles & Transaction Type codes

InsiderInsights Ratings of Latest Insider Purchases

InsiderInsights Ratings of Companies with Form 4 Purchases and Accumulations Filed at the SEC in the Past Week

Sorted by: Insider Rating, then Total Transaction Value.

Generated with Special Screens tool at InsiderInsights.com using Pre-Programmed Screen: "Ratings of Latest Purchases"

Insider Rating*	Rating Date	Company	Ticker	Trans Type(s)*	Total Purch Value	Shares Bought	# Insiders - Title(s)*	Latest Trans Date	Ave. Purch Price	Recent Price	Mkt Cap (mm)	10-Day Ave Vol (m)		
●●●	+3	9/9/19	At Home	HOME	B,JB*	\$2,286,760	345,801	6	BO,CB,CEO,CFO,COO	9/10/19	\$6.61	\$6.57	421	3,170
●●○	+2	9/12/19	Advanced Drainage Sys	WMS	JB*	\$120,993,249	4,067,000	3	BO,DIR,VP	9/10/19	\$29.75	\$32.20	1,863	240
●●○	+2	9/4/19	Coty	COTY	B	\$2,059,260	210,000	1	SO	9/5/19	\$9.81	\$8.92	6,703	5,220
●●○	+2	8/14/19	Keurig Dr Pepper	KDP	OB,B	\$717,757	43,538	2	HR,O	9/11/19	\$16.49	\$27.49	38,671	2,210
●●○	+2	9/11/19	Aldeyra Therap	ALDX	B	\$381,235	72,529	5	CEO,CFO,DIR,O,PR	9/12/19	\$5.26	\$4.98	137	110
●●○	+2	8/28/19	J C Penney	JCP	B	\$181,930	230,000	1	DIR	9/6/19	\$0.79	\$0.58	184	10,370
●●○	+2	9/11/19	New Mtn Finance	NMFC	B	\$101,386	7,500	1	COO,PR	9/9/19	\$13.52	\$13.59	1,189	360
●○●	+1	9/12/19	Celsius	CELX	B,OB	\$17,718,366	5,095,880	2	BO,DIR	9/12/19	\$3.48	\$3.86	223	100
●○●	+1	9/11/19	Turning Point Therap	TPTX	JB*	\$16,549,920	367,776	4	CEO,CFO,DIR,PR,VP	9/10/19	\$45.00	\$51.80	1,623	140
●○●	+1	8/21/19	Sunrun	RUN	B	\$12,687,959	840,888	1	BO	9/11/19	\$15.09	\$15.47	1,819	2,280
●○●	+1	9/10/19	Organogenesis	ORGO	B,JB*	\$8,107,867	1,430,910	4	BO,DIR	9/12/19	\$5.67	\$4.66	426	60
●○●	+1	8/19/19	PBF Energy	PBF	B	\$4,850,624	190,000	1	BO	9/11/19	\$25.53	\$22.38	2,683	1,720
●○●	+1	9/11/19	Capstar Finl	CSTR	B	\$3,399,985	220,635	9	DIR	9/9/19	\$15.41	\$15.49	270	30
●○●	+1	9/13/19	Safehold	SAFE	B	\$2,619,094	91,790	2	BO,CIO,PR	9/12/19	\$28.53	\$28.70	1,148	160
●○●	+1	9/10/19	Domo	DOMO	B	\$2,040,000	120,000	1	BO,CB,CEO,DIR,F	9/10/19	\$17.00	\$23.80	652	380
●○●	+1	9/10/19	Prudential Finl	PRU	B	\$1,137,848	13,580	3	CB,CEO,CFO,DIR,VCB	9/9/19	\$83.79	\$82.08	32,996	2,380
●○●	+1	8/13/19	Unifi	UFI	B	\$849,012	41,700	1	DIR	9/6/19	\$20.36	\$19.85	366	110
●○●	+1	9/11/19	Progenics Pharm	PGNX	B	\$666,927	137,023	2	BO	9/9/19	\$4.87	\$4.50	389	1,180
●○●	+1	9/9/19	Aerie Pharm	AERI	B	\$599,400	31,290	2	CEO,CFO,DIR	9/9/19	\$19.16	\$23.97	1,101	920
●○●	+1	8/6/19	Chemours Co	CC	B	\$328,340	20,000	1	COO,VP	9/11/19	\$16.42	\$13.25	2,166	4,270
●○●	+1	8/28/19	WideOpenWest	WOW	B	\$292,990	51,481	1	BO,DIR	9/12/19	\$5.69	\$5.20	439	410
●○●	+1	8/6/19	Vapotherm	VAPO	B	\$268,951	28,382	2	DIR	9/11/19	\$9.48	\$12.85	264	240
●○●	+1	9/9/19	Nektar Therap	NKTR	B	\$259,200	15,000	1	VP	9/5/19	\$17.28	\$16.98	2,976	6,150
●○●	+1	8/1/19	Comfort Sys USA	FIX	B	\$230,593	6,000	2	CB,CFO,DIR	9/12/19	\$38.43	\$38.39	1,415	370
●○●	+1	8/7/19	Carscom	CARS	B	\$105,380	11,000	1	CEO,DIR,PR	9/11/19	\$9.58	\$8.88	592	2,320
●○●	+1	9/13/19	Harvard Bioscience	HBIO	B	\$104,535	34,259	1	DIR	9/13/19	\$3.05	\$2.68	102	160
●○●	+1	9/9/19	CTD	CTDH	B	\$90,495	500,000	2	DIR	9/11/19	\$0.18	\$0.21	25	60
●○●	+1	8/13/19	Forterra	FRTA	B	\$52,822	8,465	1	CEO,DIR	9/9/19	\$6.24	\$6.69	430	190
●○●	+1	8/16/19	Dorchester Minerals LP	DMLP	JB*	\$49,402	2,720	1	DIR	9/11/19	\$18.16	\$17.94	622	30
●○○	+0.5	9/9/19	GlycoMimetics	GLYC	B	\$5,309,950	1,668,746	1	BO	9/5/19	\$3.18	\$3.37	146	610
●○○	+0.5	9/12/19	Digirad	DRAD	JB*	\$3,000,000	300,000	1	DIR	9/10/19	\$10.00	\$4.45	9	10
●○○	+0.5	9/11/19	Gladstone Land	LAND	B	\$2,493,571	210,000	1	BO,CEO,DIR	9/10/19	\$11.87	\$11.55	240	100
●○○	+0.5	9/9/19	Cloudera	CLDR	JB*	\$2,199,570	439,914	1	BO	9/9/19	\$5.00	\$6.86	1,881	7,260
●○○	+0.5	9/10/19	Fortress Tran & Infr Inv	FTAI	JB*	\$1,925,339	75,000	1	DIR	9/11/19	\$25.67	\$15.25	1,295	100
●○○	+0.5	9/9/19	Marrone Bio Innovations	MBII	OB	\$1,457,195	1,457,195	1	BO	9/5/19	\$1.00	\$1.30	144	120
●○○	+0.5	9/11/19	Neoleukin Therap	NLTX	B,JB*	\$781,747	250,000	1	DIR	9/11/19	\$3.13	\$3.61	85	240
●○○	+0.5	9/11/19	ValueSetters	VSTR	JB*	\$600,000	50,000,000	2	CB,CEO,CFO,DIR	9/9/19	\$0.01	\$0.01	11	3,500
●○○	+0.5	9/10/19	Commscope	COMM	B	\$252,248	21,250	1	DIR	9/9/19	\$11.87	\$10.68	2,073	5,060
●○○	+0.5	9/9/19	FS KKR Cap	FSK	B	\$250,491	42,100	1	DIR	9/9/19	\$5.95	\$5.78	2,997	1,740
●○○	+0.5	8/30/19	Purple Innovation	PRPL	B	\$246,306	29,979	1	BO,DIR	9/6/19	\$8.22	\$7.99	431	110
●○○	+0.5	9/11/19	Ultragenyx Pharm	RARE	B	\$218,150	5,000	1	CEO,DIR,PR	9/11/19	\$43.63	\$57.02	3,290	360
●○○	+0.5	9/12/19	Roadrunner Trans	RRTS	B	\$208,059	19,397	1	BO	9/12/19	\$10.73	\$8.76	330	20
●○○	+0.5	7/31/19	MVB Finl	MVBF	OB	\$181,800	20,000	1	CEO,DIR,PR	9/9/19	\$9.09	\$17.10	200	10
●○○	+0.5	9/12/19	Halliburton	HAL	B	\$154,800	8,000	1	DIR	9/12/19	\$19.35	\$18.67	16,354	13,600
●○○	+0.5	8/30/19	Nicholas Finl	NICK	B	\$140,251	15,247	1	BO,DIR	9/9/19	\$9.20	\$9.57	76	30
●○○	+0.5	9/11/19	Essential Prop Rlty Tr	EPRT	B	\$112,379	5,000	1	COO,VP	9/11/19	\$22.48	\$21.99	1,679	720
●○○	+0.5	9/12/19	Avid Bioservices	CDMO	B	\$101,410	20,000	2	CEO,DIR,PR	9/10/19	\$5.07	\$6.89	388	200
●○○	+0.5	9/10/19	NCS Multistage	NCSM	B	\$89,802	39,912	1	DIR,PR	9/9/19	\$2.25	\$2.16	101	50
●○○	+0.5	9/12/19	Clough GI Div & Inc Fd	GLV	OB	\$77,129	7,402	1	DIR	8/29/19	\$10.42	\$10.71	75	50
●○○	+0.5	9/12/19	Kimbell Royalty LP	KRP	B	\$51,294	3,500	1	CFO,PR	9/11/19	\$14.66	\$14.89	350	40

See last page for the Key to Ratings, Titles & Transaction Type codes.

Continued on Next Page

InsiderInsights Ratings of Latest Insider Purchases (Continued)

InsiderInsights Ratings of Companies with Form 4 Purchases and Accumulations Filed at the SEC in the Past Week

Sorted by: Insider Rating, then Total Transaction Value.

Generated with Special Screens tool at InsiderInsights.com using Pre-Programmed Screen: "Ratings of Latest Purchases"

Insider Rating*	Rating	Date	Company	Ticker	Trans Type(s)*	Total Purch Value	Shares Bought	# Insiders - Title(s)*	Latest Trans Date	Ave. Purch Price	Recent Price	Mkt Cap (mm)	10-Day Ave Vol (m)
🟢🟢🟢	+0.5	9/11/19	Agilysys	AGYS	B	\$51,180	2,000	1 VP	9/9/19	\$25.59	\$27.48	651	110
🟢🟢🟢	+0	9/9/19	Cigna	CI	B	\$5,044,422	32,509	1 CEO,DIR,PR	9/9/19	\$155.17	\$155.78	58,824	1,620
🟢🟢🟢	+0	9/4/19	Intra-Cellular Therapies	ITCI	B	\$4,974,678	485,000	1 BO,DIR	9/10/19	\$10.26	\$8.67	478	560
🟢🟢🟢	+0	8/6/19	vTv Therap	VTVT	JB*	\$1,000,001	606,061	1 BO	9/11/19	\$1.65	\$1.37	74	270
🟢🟢🟢	+0	9/9/19	Acadia Healthcare	ACHC	B	\$530,660	20,000	1 CEO,DIR	9/5/19	\$26.53	\$27.33	2,419	520
🟢🟢🟢	+0	9/11/19	Retail Opportunity Invs	ROIC	OB	\$512,500	50,000	1 CEO,DIR	9/9/19	\$10.25	\$17.80	2,035	1,060
🟢🟢🟢	+0	9/11/19	Rev	REVG	B	\$478,890	50,000	1 CEO,DIR	9/10/19	\$9.58	\$11.85	739	140
🟢🟢🟢	+0	9/9/19	Varonis Sys	VRNS	OB	\$445,844	20,684	1 SO,VP	9/5/19	\$21.56	\$70.51	2,139	240
🟢🟢🟢	+0	9/10/19	Meredith	MDP	B	\$420,240	12,000	1 CEO,DIR,PR	9/9/19	\$35.02	\$43.47	2,050	470
🟢🟢🟢	+0	9/9/19	Steel Dynamics	STLD	B	\$247,238	8,920	1 VP	9/6/19	\$27.72	\$27.46	6,031	1,910
🟢🟢🟢	+0	9/11/19	Gladstone Inv	GAIN	B	\$246,766	20,581	1 CEO,DIR	9/9/19	\$11.99	\$11.57	380	120
🟢🟢🟢	+0	9/12/19	Gencor Ind	GENC	OB	\$230,670	45,000	1 DIR,PR	9/11/19	\$5.13	\$11.30	164	10
🟢🟢🟢	+0	9/13/19	Merchants Banc	MBIN	B	\$200,557	12,000	1 PR	9/12/19	\$16.71	\$15.64	449	40
🟢🟢🟢	+0	9/12/19	Ring Energy	REI	B	\$188,295	117,750	5 CEO,CFO,DIR,PR	9/11/19	\$1.60	\$1.57	107	1,120
🟢🟢🟢	+0	8/15/19	Texas Pacific Land Tr	TPL	B,JB*	\$164,769	245	1 BO	9/12/19	\$672.53	\$660.15	5,120	20
🟢🟢🟢	+0	9/6/19	Trimble	TRMB	OE*	\$141,180	6,000	1 VP	9/6/19	\$23.53	\$37.72	9,498	940
🟢🟢🟢	+0	9/3/19	Qualstar	QBAK	B	\$140,283	25,340	1 BO,CB,CEO,DIR,PR	9/9/19	\$5.54	\$4.66	9	10
🟢🟢🟢	+0	8/29/19	CONSOL Coal Res LP	CCR	B	\$129,051	9,803	1 BO,DIR	9/6/19	\$13.16	\$13.16	364	30
🟢🟢🟢	+0	9/10/19	Whitestone Reit	WSR	B	\$126,400	10,000	1 CB,CEO,DIR	9/6/19	\$12.64	\$12.63	508	180
🟢🟢🟢	+0	8/22/19	Live Ventures	LIVE	B	\$122,788	17,544	1 BO,CEO,DIR,PR	9/11/19	\$7.00	\$6.34	12	10
🟢🟢🟢	+0	9/13/19	Xenon Pharm	XENE	OE*	\$117,000	38,064	2 DIR,VP	9/12/19	\$3.07	\$8.90	229	50
🟢🟢🟢	+0	8/28/19	Arcadia Biosciences	RKDA	B	\$110,347	17,000	2 CEO,DIR	9/10/19	\$6.49	\$6.57	41	14,740
🟢🟢🟢	+0	9/6/19	Signet Jewelers	SIG	B	\$108,459	7,500	1 CFO	9/6/19	\$14.46	\$13.84	722	2,610
🟢🟢🟢	+0	9/13/19	IES	IESC	OE*	\$108,350	17,500	1 GC,SEC,VP	9/11/19	\$6.19	\$18.98	403	20
🟢🟢🟢	+0	9/11/19	Catalent	CTLT	B	\$103,280	2,000	1 DIR	9/9/19	\$51.64	\$55.24	8,049	550
🟢🟢🟢	+0	9/11/19	Senseonics	SENS	B	\$97,350	88,500	1 CEO,DIR,PR	9/9/19	\$1.10	\$1.05	213	1,580
🟢🟢🟢	+0	9/10/19	Hibbett Sports	HIBB	B	\$97,020	6,125	1 CIO,VP	9/9/19	\$15.84	\$17.00	304	930
🟢🟢🟢	+0	9/13/19	OceanFirst Finl	OCFC	OB	\$91,040	10,774	1 DIR	9/11/19	\$8.45	\$21.20	1,084	350
🟢🟢🟢	+0	9/13/19	Tidewater	TDW	B	\$88,350	5,000	1 DIR	9/12/19	\$17.67	\$16.70	640	290
🟢🟢🟢	+0	9/12/19	ORBCOMM	ORBC	B	\$78,705	15,000	1 CAO,CFO,VP	9/11/19	\$5.25	\$4.83	385	1,140
🟢🟢🟢	+0	8/9/19	Daseke	DSKE	B	\$74,019	22,000	1 DIR	9/13/19	\$3.36	\$1.67	108	420
🟢🟢🟢	+0	7/18/19	Oramed Pharm	ORMP	B	\$73,000	25,000	1 DIR	9/9/19	\$2.92	\$3.24	56	20
🟢🟢🟢	+0	9/12/19	Store Cap	STOR	B	\$72,223	2,000	1 DIR	9/10/19	\$36.11	\$36.90	8,523	1,250
🟢🟢🟢	+0	9/13/19	Crawford	CRDA	JB*	\$58,856	5,600	1 VP	9/12/19	\$10.51	\$9.32	520	10
🟢🟢🟢	+0	9/12/19	Francescas	FRAN	JB*	\$57,150	5,000	1 DIR	9/11/19	\$11.43	\$4.18	12	140
🟢🟢🟢	+0	9/6/19	Quintana Energy Svs	QES	JB*	\$56,209	32,784	1 BO,DIR	9/10/19	\$1.71	\$1.23	41	10
🟢🟢🟢	+0	9/12/19	Royce Global Value Tr	RGT	B	\$55,990	5,500	1 CEO,DIR,FO,PR	9/11/19	\$10.18	\$9.92	104	10
🟢🟢🟢	+0	9/12/19	Destination XL	DXLG	B	\$51,168	32,000	1 DIR	9/11/19	\$1.60	\$1.70	85	50
🟢🟢🟢	+0	9/10/19	Michaels	MIK	B	\$50,049	6,700	1 DIR	9/6/19	\$7.47	\$5.60	886	2,600
🟢🟢🟢	+0	8/23/19	Bellicum Pharm	BLCM	B	\$50,000	40,000	1 CEO,DIR,PR	9/10/19	\$1.25	\$0.97	45	1,030
🟢🟢🟢	+0	8/15/19	Aqua Amer	WTR	B	\$49,968	1,152	1 DIR	9/9/19	\$43.38	\$44.08	9,512	1,100
🟢🟢🟢	+0	9/9/19	Washington Prime	WPG	B	\$49,727	14,800	1 DIR	9/5/19	\$3.36	\$3.38	631	3,500
🟢🟢🟢	+0	8/14/19	Pico	PICO	B	\$45,159	4,305	1 DIR	9/11/19	\$10.49	\$9.85	198	50
🟢🟢🟢	+0	8/20/19	Innovative Food	IVFH	JB*	\$42,852	82,407	1 BO	9/6/19	\$0.52	\$0.59	20	80
🟡🟡🟡	0	8/8/19	JPMorgan Chase	JPM	OE*	\$3,493,500	75,000	1 CEO	9/10/19	\$46.58	\$108.72	347,631	11,050
🟡🟡🟡	0	9/13/19	Oncocyte	OCX	B,JB*	\$3,340,060	2,010,000	2 BO,CFO	9/12/19	\$1.66	\$1.91	99	200
🟡🟡🟡	0	9/3/19	Anterix	ATEX	B	\$3,017,435	76,883	1 BO	9/12/19	\$39.25	\$42.41	724	140
🟡🟡🟡	0	9/11/19	RBB Banc	RBB	B,OB	\$2,491,293	135,588	2 DIR,VP	9/11/19	\$18.37	\$18.39	370	20
🟡🟡🟡	0	9/9/19	Public Storage	PSA	OB	\$1,232,850	15,000	1 DIR	9/5/19	\$82.19	\$261.89	45,725	720
🟡🟡🟡	0	9/12/19	Bruker	BRKR	OB	\$758,073	34,774	1 BO,CEO,DIR,PR	9/11/19	\$21.80	\$42.26	6,536	1,040

See last page for the Key to Ratings, Titles & Transaction Type codes.

Continued on Next Page

InsiderInsights Ratings of Latest Insider Purchases (Continued)

InsiderInsights Ratings of Companies with Form 4 Purchases and Accumulations Filed at the SEC in the Past Week

Sorted by: Insider Rating, then Total Transaction Value.

Generated with Special Screens tool at InsiderInsights.com using Pre-Programmed Screen: "Ratings of Latest Purchases"

Insider Rating*	Rating Date	Company	Ticker	Trans Type(s)*	Total Purch Value	Shares Bought	# Insiders - Title(s)*	Latest Trans Date	Ave. Purch Price	Recent Price	Mkt Cap (mm)	10-Day Ave Vol (m)
000	0 8/20/19	Bausch Health	BHC	B	\$699,300	30,000	1 CB,CEO,DIR	9/13/19	\$23.31	\$22.10	7,786	2,670
000	0 9/12/19	Flotek Ind	FTK	B	\$642,330	268,200	1 DIR	9/12/19	\$2.39	\$2.03	117	460
000	0 9/9/19	MaxLinear	MXL	OE*,AB	\$610,613	60,390	2 CTO,O	9/9/19	\$10.11	\$20.62	1,469	310
000	0 9/10/19	Guardant Health	GH	OB	\$599,989	143,538	2 CB,CEO,COO,DIR,PR	9/6/19	\$4.18	\$98.62	9,168	1,140
000	0 8/16/19	Stock Yards Banc	SYBT	OE*	\$421,788	29,287	3 CEO,DIR,PR,VP	9/12/19	\$14.40	\$36.21	823	30
000	0 8/21/19	L3Harris Tech	LHX	B	\$340,800	1,700	2 DIR	9/10/19	\$200.47	\$213.31	47,229	1,190
000	0 9/13/19	Fidelity Natl Finl	FNF	OE*,OB	\$231,144	16,074	2 DIR	9/12/19	\$14.38	\$44.20	12,129	930
000	0 9/9/19	DTE Energy Co	DTE	B	\$199,733	1,537	1 DIR	9/5/19	\$129.95	\$130.25	23,875	950
000	0 8/22/19	Sarepta Therap	SRPT	B	\$173,480	2,000	1 DIR	9/9/19	\$86.74	\$95.07	7,068	2,880
000	0 8/30/19	Tenet Healthcare	THC	B	\$160,309	8,160	1 BO	9/6/19	\$19.65	\$21.18	2,191	1,040
000	0 9/11/19	Citi Trends	CTRN	B	\$151,560	9,000	1 DIR	9/9/19	\$16.84	\$16.94	205	110
000	0 9/13/19	Ollies Bargain Outlet	OLLI	B	\$129,320	2,000	1 DIR	9/11/19	\$64.66	\$81.10	5,149	940
000	0 9/10/19	Xencor	XNCR	OB	\$116,969	27,522	1 VP	9/6/19	\$4.25	\$38.79	2,196	300
000	0 9/11/19	Sonos	SONO	OB	\$108,480	8,000	1 DIR	9/9/19	\$13.56	\$13.66	1,452	2,130
000	0 9/12/19	XPO Logistics	XPO	B	\$103,703	1,375	1 DIR	9/10/19	\$75.42	\$69.36	6,394	880
000	0 9/13/19	Carlisle	CSL	B	\$102,649	697	1 VP	9/12/19	\$147.27	\$140.87	7,974	360
000	0 9/11/19	Pure Storage	PSTG	OB	\$100,000	33,557	1 PR	9/9/19	\$2.98	\$16.04	4,060	4,800
000	0 9/9/19	Home Banc	HOMB	OE*	\$91,840	14,000	1 COO	9/5/19	\$6.56	\$18.03	3,020	420
000	0 8/21/19	eHealth	EHTH	B	\$82,100	1,000	1 DIR	9/6/19	\$82.10	\$101.64	2,318	270
000	0 9/13/19	Quanex Building Prod	NX	OB	\$81,621	5,489	1 DIR	9/12/19	\$14.87	\$17.11	567	110
000	0 8/19/19	Yum! Brands	YUM	OE*	\$76,310	3,250	1 CEO	9/11/19	\$23.48	\$117.31	35,696	1,280
000	0 8/5/19	Federal Signal	FSS	OE*	\$66,941	10,267	1 GC,SEC,VP	9/6/19	\$6.52	\$30.26	1,826	310
000	0 8/29/19	Premier Finl Banc	PFBI	B	\$55,327	3,628	1 DIR	9/9/19	\$15.25	\$15.39	225	20
000	0 9/13/19	Stewart Info Svs	STC	B	\$52,530	1,500	1 DIR	9/13/19	\$35.02	\$35.47	841	100

See last page for the Key to Ratings, Titles & Transaction Type codes.

Continued on Next Page

InsiderInsights Ratings of Latest Insider Sales

InsiderInsights Ratings of Companies with Form 4 Sales and Distributions Filed at the SEC in the Past Week

Sorted by: Insider Rating, then Total Transaction Value.

Generated with Special Screens tool at InsiderInsights.com using Pre-Programmed Screen: "Ratings of Latest Sales"

Insider Rating*	Rating Date	Company	Ticker	Trans Type(s)*	Total Sale Value	Shares Sold	# Insiders - Title(s)*	Latest Trans Date	Ave. Sale Price	Recent Price	% Pr Below Highs	Mkt Cap (mm)		
●○○	-1	8/28/19	Franks Intl NV	FI	S	\$2,467,845	555,593	1	DIR	9/9/19	\$4.44	\$4.67	-52%	1,052
●○○	-1	9/12/19	Zuora	ZUO	S	\$607,170	38,377	1	DIR	9/11/19	\$15.82	\$14.29	-56%	1,588
●○○	-0.5	8/23/19	Penn Virginia	PVAC	S	\$612,884	18,586	1	CFO,VP	9/13/19	\$32.98	\$31.48	-63%	476
●○○	-0.5	9/11/19	LogMeIn	LOGM	AS	\$498,680	7,124	1	DIR	9/10/19	\$70.00	\$70.17	-28%	3,469
○○○	-0	9/10/19	PRA Health Sciences	PRAH	JS*	\$1.3bn	13,333,368	2	BO	9/6/19	\$97.41	\$97.72	-20%	6,436
○○○	-0	8/8/19	Motorola Solutions	MSI	OS	\$961,575,872	5,471,271	1	DIR	9/9/19	\$175.75	\$178.73	-2%	29,590
○○○	-0	8/1/19	Ceridian HCM	CDAY	JS*,OS	\$868,000,000	15,500,000	3	BO,CB,CEO,DIR	9/6/19	\$56.00	\$58.06	-4%	8,255
○○○	-0	7/8/19	GMS	GMS	JS*	\$367,597,632	13,650,116	2	BO	9/9/19	\$26.93	\$23.84	-5%	963
○○○	-0	9/11/19	Copart	CPRT	OS	\$172,587,968	4,000,000	1	CEO,DIR	9/9/19	\$43.15	\$76.24	-46%	17,468
○○○	-0	7/29/19	Facebook	FB	AS	\$130,517,046	694,608	3	BO,CB,CEO,COO,DIR	9/11/19	\$187.90	\$182.04	-12%	519,351
○○○	-0	9/6/19	Zayo	ZAYO	S	\$50,655,000	1,500,000	1	CEO,DIR	9/11/19	\$33.77	\$33.90	-10%	7,986
○○○	-0	9/12/19	Regeneron Pharm	REGN	S	\$48,611,804	172,904	1	BO	9/10/19	\$281.15	\$295.02	-36%	31,857
○○○	-0	8/28/19	Intuit	INTU	AS	\$37,136,892	133,333	1	CB,DIR	9/9/19	\$278.53	\$275.71	-2%	71,476
○○○	-0	8/23/19	Cerner	CERN	OS	\$36,905,479	549,354	1	VP	9/9/19	\$67.18	\$71.68	-13%	22,823
○○○	-0	8/12/19	Fidelity Natl Info Svcs	FIS	OS	\$36,856,486	274,755	4	CFO,COO,PR,VP	9/12/19	\$134.14	\$137.97	-5%	84,637
○○○	-0	9/5/19	Workday	WDAY	AS	\$30,048,720	175,000	1	BO,DIR	9/12/19	\$171.71	\$193.37	-24%	43,702
○○○	-0	8/9/19	Appian	APPN	S,AS	\$28,282,056	514,363	3	BO,CEO,DIR,PR	9/10/19	\$54.98	\$60.24	-9%	3,909
○○○	-0	7/30/19	United Tech	UTX	OS	\$26,787,315	199,170	6	CB,CEO,CFO,CT,DIR	9/12/19	\$134.49	\$127.96	-7%	110,408
○○○	-0	8/22/19	Cardlytics	CDLX	JS*	\$17,765,000	550,000	3	CEO,COO,DIR	9/13/19	\$32.30	\$32.41	-7%	740
○○○	-0	9/10/19	Integra Lifesciences	IART	S,OS	\$15,773,487	260,159	3	CEO,DIR,OO,PR,VP	9/12/19	\$60.63	\$61.52	-4%	5,262
○○○	-0	7/31/19	RingCentral	RNG	OS,AS	\$14,851,240	113,959	3	BO,CAO,CB,CEO,COO	9/11/19	\$130.32	\$142.31	-15%	11,807
○○○	-0	7/5/19	Automatic Data Proc	ADP	OS	\$13,887,914	85,502	1	CEO,PR	9/11/19	\$162.43	\$169.53	-6%	73,566
○○○	-0	8/7/19	Boston Beer	SAM	AS	\$13,679,739	35,000	1	BO,CB,DIR	9/12/19	\$390.85	\$437.44	-15%	5,294
○○○	-0	9/3/19	Amer Finl	AFG	OS,S	\$13,186,764	126,540	3	CEO,DIR,PR,VP	9/12/19	\$104.21	\$101.39	-7%	9,119
○○○	-0	8/9/19	Becton Dickinson	BDX	OS	\$12,830,423	49,094	4	CAO,CB,CEO,DIR,FO	9/6/19	\$261.34	\$255.18	-2%	68,887
○○○	-0	8/19/19	DexCom	DXCM	S,AS	\$12,101,800	81,187	10	CB,CEO,CFO,CTO,DIR	9/10/19	\$149.06	\$174.37	-15%	15,900
○○○	-0	9/10/19	Zumiez	ZUMZ	AS,OS	\$11,385,756	361,077	3	BO,CEO,DIR,LO,PR	9/11/19	\$31.53	\$24.88	-4%	640
○○○	-0	8/21/19	RBC Bearings	ROLL	OS	\$11,039,498	68,726	2	CEO,DIR,PR	9/12/19	\$160.63	\$158.85	-7%	3,951
○○○	-0	8/14/19	CarGurus	CARG	OS,AS	\$10,888,007	321,068	3	BO,CB,CEO,COO,DIR	9/12/19	\$33.91	\$32.15	-38%	3,587
○○○	-0	9/13/19	Ralph Lauren	RL	AS	\$10,686,195	107,142	1	BO	9/12/19	\$99.74	\$87.90	-29%	6,788
○○○	-0	6/12/19	Elastic NV	ESTC	OS,S	\$9,157,394	103,314	2	DIR,GC,VP	9/11/19	\$88.64	\$83.25	-10%	6,273
○○○	-0	8/22/19	TransDigm	TDG	OS	\$8,906,467	17,083	1	CB,DIR	9/9/19	\$521.36	\$530.26	-4%	28,279
○○○	-0	9/12/19	Medtronic PLC	MDT	OS	\$8,893,712	82,877	1	PR,VP	9/10/19	\$107.31	\$107.83	-2%	144,614
○○○	-0	8/26/19	Novocure	NVCR	OS	\$8,231,374	105,000	2	CFO,DIR	9/12/19	\$78.39	\$96.60	-21%	9,484
○○○	-0	9/13/19	Primoris Svcs	PRIM	S	\$7,639,492	372,347	1	BO,DIR	9/13/19	\$20.52	\$19.55	-20%	997
○○○	-0	7/1/19	Dell Tech	DELL	OS	\$7,266,651	131,900	1	O	9/10/19	\$55.09	\$49.04	-22%	35,238
○○○	-0	8/22/19	Anaplan	PLAN	S,AS	\$7,235,202	149,938	3	CB,CEO,CFO,DIR,O	9/12/19	\$48.25	\$58.38	-20%	7,541
○○○	-0	7/11/19	Smartsheet	SMAR	AS	\$6,787,421	175,000	2	CEO,CFO,DIR,PR,TR	9/11/19	\$38.79	\$51.76	-29%	5,973
○○○	-0	8/20/19	Expedia	EXPE	OS	\$6,649,125	50,000	1	DIR	9/6/19	\$132.98	\$130.77	-8%	22,274
○○○	-0	7/30/19	Microsoft	MSFT	S	\$6,630,189	49,000	2	HR,SO,VP	9/10/19	\$135.31	\$137.78	-4%	\$1.05bn
○○○	-0	8/1/19	Edwards Lifesciences	EW	OS	\$6,603,578	30,350	2	CB,CEO,CFO,DIR,VP	9/10/19	\$217.58	\$216.67	0%	45,061
○○○	-0	7/17/19	CDW	CDW	OS	\$6,543,293	58,333	1	DIR	9/10/19	\$112.17	\$116.52	-7%	16,862
○○○	-0	8/8/19	Hess	HES	AS	\$6,487,528	99,795	1	BO,CEO,DIR	9/11/19	\$65.01	\$63.95	-13%	19,472
○○○	-0	8/7/19	LPL Finl	LPLA	OS,AS	\$6,431,217	80,279	2	CEO,DIR,MD,PR	9/10/19	\$80.11	\$75.04	-11%	6,177
○○○	-0	9/12/19	Amphastar Pharm	AMPH	S,JS*	\$6,330,638	303,910	2	BO,CEO,DIR,VP	9/11/19	\$20.83	\$22.56	-15%	1,065
○○○	-0	6/21/19	Kellogg	K	AS	\$6,308,790	100,000	1	BO	9/10/19	\$63.09	\$63.87	-16%	21,756
○○○	-0	7/30/19	Northfield Banc	NFBK	OS,S	\$6,263,752	388,325	2	CB,DIR,VP	9/12/19	\$16.13	\$15.63	-4%	770
○○○	-0	7/23/19	ServiceNow	NOW	AS,OS	\$6,007,672	23,563	2	DIR,O	9/12/19	\$254.96	\$264.64	-16%	49,620
○○○	-0	7/17/19	Adv Micro Devices	AMD	OS	\$5,823,453	188,986	3	CAO,CEO,DIR,PR,VP	9/9/19	\$30.81	\$31.90	-11%	34,629
○○○	-0	7/18/19	JB Hunt Transport	JBHT	S	\$5,564,622	50,000	1	DIR	9/6/19	\$111.29	\$101.79	-13%	10,868

See last page for the Key to Ratings, Titles & Transaction Type codes.

Continued on Next Page

InsiderInsights Ratings of Latest Insider Sales (Continued)

InsiderInsights Ratings of Companies with Form 4 Sales and Distributions Filed at the SEC in the Past Week

Sorted by: Insider Rating, then Total Transaction Value.

Generated with Special Screens tool at InsiderInsights.com using Pre-Programmed Screen: "Ratings of Latest Sales"

Insider Rating*	Rating	Date	Company	Ticker	Trans Type(s)*	Total Sale Value	Shares Sold	# Insiders - Title(s)*	Latest Trans Date	Ave. Sale Price	Recent Price	% Pr Below Highs	Mkt Cap (mm)
○○○	-0	9/10/19	Arena Pharm	ARNA	OS	\$5,527,088	109,084	2 GC,SEC,VP	9/10/19	\$50.67	\$55.04	-21%	2,742
○○○	-0	9/11/19	Arrowhead Pharm	ARWR	S	\$5,440,000	185,000	1 DIR	9/11/19	\$29.41	\$32.12	-17%	3,061
○○○	-0	8/19/19	Okta	OKTA	AS	\$5,366,951	50,000	1 O	9/10/19	\$107.34	\$133.87	-24%	15,280
○○○	-0	6/26/19	Seagate Tech PLC	STX	OS,AS	\$5,164,355	95,000	2 CEO,DIR	9/11/19	\$54.36	\$47.58	-5%	12,801
○○○	-0	8/28/19	Vonage	VG	AS	\$5,019,833	400,000	1 DIR	9/11/19	\$12.55	\$13.37	-15%	3,237
○○○	-0	9/9/19	Merit Medical Sys	MMSI	S	\$4,967,090	161,817	1 CEO,DIR,PR	9/6/19	\$30.70	\$34.64	-54%	1,911
○○○	-0	9/9/19	Monolithic Power	MPWR	AS	\$4,695,556	30,127	2 CFO,SO,VP	9/9/19	\$155.86	\$155.37	-3%	6,719
○○○	-0	8/6/19	Maxim Integrated Prod	MXIM	AS,S,OS	\$4,635,058	78,752	6 CEO,CO,DIR,LO,PR	9/12/19	\$58.86	\$54.61	-9%	14,814
○○○	-0	8/6/19	Fox Factory	FOXF	S,OS	\$4,493,572	67,000	2 CFO,DIR,TR	9/13/19	\$67.07	\$76.16	-22%	2,927
○○○	-0	8/12/19	Genomic Health	GHDX	AS,OS	\$4,164,902	57,612	3 CEO,CFO,DIR,O,PR	9/10/19	\$72.29	\$73.52	-21%	2,742
○○○	-0	7/24/19	Inspire Medical Sys	INSP	AS	\$4,002,580	60,000	1 DIR	9/9/19	\$66.71	\$65.51	-4%	1,566
○○○	-0	8/6/19	General Motors	GM	OS	\$3,950,000	100,000	1 VP	9/9/19	\$39.50	\$37.26	-6%	53,197
○○○	-0	8/27/19	PAR Tech	PAR	AS	\$3,941,508	165,242	1 BO,DIR	9/12/19	\$23.85	\$21.95	-17%	359
○○○	-0	8/5/19	Westrock Co	WRK	OS	\$3,914,570	103,015	1 DIR	9/11/19	\$38.00	\$33.63	-34%	8,654
○○○	-0	8/12/19	T Rowe Price	TROW	OS	\$3,634,746	37,437	1 CEO,DIR,PR	9/6/19	\$97.09	\$109.18	-18%	25,719
○○○	-0	8/21/19	Estee Lauder	EL	OS	\$3,612,411	17,552	1 VP	9/6/19	\$205.81	\$202.56	0%	73,301
○○○	-0	9/9/19	Quaker Chemical	KWR	OS	\$3,594,289	22,578	1 CB,CEO,DIR,PR	9/6/19	\$159.19	\$154.39	-29%	2,059
○○○	-0	7/9/19	Avalara	AVLR	S,OS	\$3,562,547	46,802	2 DIR	9/12/19	\$76.12	\$86.91	-20%	6,561
○○○	-0	7/30/19	Paypal	PYPL	OS	\$3,326,061	30,000	1 CEO,DIR,PR	9/5/19	\$110.87	\$108.77	-9%	127,987
○○○	-0	9/9/19	Eli Lilly & Co	LLY	AS	\$3,289,695	28,952	2 HR,PR,VP	9/5/19	\$113.63	\$111.61	-13%	107,752
○○○	-0	8/2/19	Skechers USA	SKX	AS	\$3,210,000	90,000	1 DIR	9/13/19	\$35.67	\$31.09	-9%	4,874
○○○	-0	7/11/19	BJs Wholesale Club	BJ	OS	\$3,198,091	115,584	6 IO,SEC,TR,VP	9/12/19	\$27.67	\$26.42	-15%	3,676
○○○	-0	8/22/19	GCI Liberty	GLIBA	S	\$3,188,190	50,000	1 DIR	9/11/19	\$63.76	\$60.38	-2%	6,376
○○○	-0	6/24/19	salesforcecom	CRM	AS	\$3,131,007	20,620	2 CB,CEO,CTO,DIR,F	9/12/19	\$151.84	\$148.24	-8%	129,747
○○○	-0	9/10/19	Seacor	CKH	S,OS	\$3,082,855	64,932	2 CB,CEO,CFO,DIR,VP	9/11/19	\$47.48	\$47.48	-8%	952
○○○	-0	6/10/19	AmerisourceBergen	ABC	OS	\$2,937,347	33,902	2 CB,CEO,DIR,PR,VP	9/9/19	\$86.64	\$85.55	-9%	17,822
○○○	-0	8/29/19	Wynn Resorts	WYNN	AS	\$2,932,383	25,000	1 CEO,DIR	9/12/19	\$117.30	\$110.13	-23%	11,852
○○○	-0	8/29/19	Gossamer Bio	GOSS	S	\$2,855,032	134,180	1 BO	9/11/19	\$21.28	\$17.46	-14%	1,151
○○○	-0	9/12/19	MAXIMUS	MMS	AS	\$2,762,274	35,000	1 VCB	9/12/19	\$78.92	\$77.54	-2%	4,948
○○○	-0	8/15/19	Service Intl	SCI	OS,S	\$2,742,848	57,900	2 CB,CEO,CT,DIR,PR,VP	9/12/19	\$47.37	\$47.10	-3%	8,589
○○○	-0	9/9/19	Morningstar	MORN	AS	\$2,715,387	17,381	1 BO,CB,DIR	9/12/19	\$156.23	\$155.56	-1%	6,652
○○○	-0	8/19/19	Tyler Tech	TYL	OS,S	\$2,660,641	10,300	2 DIR	9/6/19	\$258.31	\$258.59	-1%	9,977
○○○	-0	9/4/19	Proofpoint	PFPT	AS,OS	\$2,646,160	21,200	2 CEO,DIR,VP	9/12/19	\$124.82	\$116.04	-6%	6,506
○○○	-0	9/6/19	Shockwave Medical	SWAV	OS	\$2,602,929	75,000	1 CFO	9/9/19	\$34.71	\$40.38	-49%	1,132
○○○	-0	8/5/19	Arista Networks	ANET	AS	\$2,553,470	10,874	1 CTO,VP	9/10/19	\$234.82	\$227.28	-29%	17,420
○○○	-0	9/4/19	Lindblad Expeditions	LIND	AS	\$2,545,858	142,400	1 DIR	9/12/19	\$17.88	\$18.99	-10%	942
○○○	-0	7/2/19	Palo Alto Networks	PANW	AS	\$2,527,873	12,000	1 CTO,DIR,VP	9/12/19	\$210.66	\$204.56	-19%	19,633
○○○	-0	8/20/19	Ecolab	ECL	OS	\$2,511,423	12,678	1 PR,VP	9/12/19	\$198.09	\$206.88	-6%	59,530
○○○	-0	8/5/19	Alexandria RE Equities	ARE	S	\$2,386,382	15,683	2 CB,DIR,O	9/10/19	\$152.16	\$149.41	-1%	16,946
○○○	-0	9/13/19	Toll Brothers	TOL	OS	\$2,358,319	61,675	2 CEO,DIR	9/12/19	\$38.24	\$36.00	-4%	5,179
○○○	-0	8/15/19	ACCO Brands	ACCO	OS,S	\$2,349,514	249,434	4 CAO,CB,CEO,DIR,GC	9/10/19	\$9.42	\$9.84	-24%	963
○○○	-0	8/14/19	Bio-Rad LABS	BIO	JS*	\$2,299,127	6,848	2 VP	9/12/19	\$335.74	\$341.95	-5%	10,189
○○○	-0	9/6/19	Alkermes Plc	ALKS	OS	\$2,268,220	100,000	1 CEO,DIR	9/12/19	\$22.68	\$21.37	-52%	3,358
○○○	-0	9/12/19	Splunk	SPLK	AS	\$2,254,888	19,556	3 CEO,CTO,DIR,LO,PR	9/12/19	\$115.30	\$118.41	-19%	17,782
○○○	-0	9/5/19	Starbucks	SBUX	OS	\$2,216,890	23,128	2 CAO,VP	9/9/19	\$95.85	\$96.49	-4%	115,499
○○○	-0	8/29/19	Retail Value	RVI	S	\$2,208,568	59,400	1 BO	9/11/19	\$37.18	\$37.77	-4%	720
○○○	-0	9/9/19	Curtiss-Wright	CW	AS,S	\$2,086,248	16,439	2 CB,CEO,CFO,VP	9/9/19	\$126.91	\$122.97	-12%	5,255
○○○	-0	6/27/19	Amer Software	AMSWA	OS	\$2,050,579	135,700	3 CB,DIR,SEC	9/12/19	\$15.11	\$14.44	-20%	453
○○○	-0	9/13/19	Kirby	KEX	OS	\$1,996,997	25,008	4 CEO,CT,DIR,GC,PR,VP	9/12/19	\$79.85	\$74.47	-12%	4,461
○○○	-0	8/19/19	Enphase Energy	ENPH	AS	\$1,996,190	73,314	4 CEO,CFO,COO,DIR,PR	9/9/19	\$27.23	\$33.75	-18%	4,117

See last page for the Key to Ratings, Titles & Transaction Type codes.

Continued on Next Page

InsiderInsights Ratings of Latest Insider Sales (Continued)

InsiderInsights Ratings of Companies with Form 4 Sales and Distributions Filed at the SEC in the Past Week

Sorted by: Insider Rating, then Total Transaction Value.

Generated with Special Screens tool at InsiderInsights.com using Pre-Programmed Screen: "Ratings of Latest Sales"

Insider Rating*	Rating Date	Company	Ticker	Trans Type(s)*	Total Sale Value	Shares Sold	# Insiders - Title(s)*	Latest Trans Date	Ave. Sale Price	Recent Price	% Pr Below Highs	Mkt Cap (mm)		
○○○	-0	9/13/19	SkyWest	SKYW	OS,S	\$1,955,231	32,553	3	COO,DIR,O	9/12/19	\$60.06	\$56.31	-9%	2,867
○○○	-0	7/17/19	Nordson	NDSN	S	\$1,947,714	13,538	1	CEO,DIR,PR	9/12/19	\$143.87	\$134.82	-7%	7,751
○○○	-0	7/10/19	Seattle Genetics	SGEN	OS	\$1,945,531	28,472	1	CEO,DIR,PR	9/9/19	\$68.33	\$78.36	-19%	13,226
○○○	-0	9/12/19	Intl Paper Co	IP	S	\$1,909,728	45,000	1	VP	9/12/19	\$42.44	\$38.86	-23%	15,266
○○○	-0	9/13/19	Brunswick	BC	OS	\$1,892,276	35,000	1	CFO,VP	9/12/19	\$54.07	\$46.52	-23%	3,988
○○○	-0	7/31/19	Plexus	PLXS	AS	\$1,890,000	30,000	1	CB,DIR	9/11/19	\$63.00	\$58.43	-6%	1,711
○○○	-0	9/6/19	Marvell Tech	MRVL	S	\$1,879,354	74,856	2	DIR,VP	9/12/19	\$25.11	\$24.80	-6%	16,393
○○○	-0	9/3/19	Total Sys Svs	TSS	OS	\$1,874,561	13,759	1	DIR	9/12/19	\$136.24	\$131.04	-2%	23,191
○○○	-0	6/18/19	NVIDIA	NVDA	S	\$1,823,714	10,000	1	DIR	9/10/19	\$182.37	\$171.48	-38%	104,431
○○○	-0	8/14/19	Alteryx	AYX	AS	\$1,764,796	13,000	1	CFO	9/9/19	\$135.75	\$142.30	-6%	8,936
○○○	-0	9/10/19	Docusign	DOCU	AS,OS	\$1,690,190	30,000	2	COO,O	9/11/19	\$56.34	\$44.75	-13%	7,778
○○○	-0	9/3/19	Dennys	DENN	S,OS	\$1,677,543	71,980	2	CFO,DIR,VP	9/12/19	\$23.31	\$23.49	-1%	1,396
○○○	-0	9/10/19	Avnet	AVT	S,OS	\$1,657,682	37,472	2	DIR,PR	9/11/19	\$44.24	\$42.21	-9%	4,374
○○○	-0	9/13/19	CBIZ	CBZ	S	\$1,617,000	70,000	1	DIR	9/11/19	\$23.10	\$22.90	-5%	1,255
○○○	-0	8/16/19	Tetra Tech	TTEK	OS,S	\$1,569,977	18,999	2	DIR,VP	9/12/19	\$82.63	\$80.55	-4%	4,402
○○○	-0	8/21/19	Coupa Software	COUP	OS	\$1,569,049	11,336	1	O	9/12/19	\$138.41	\$141.46	-7%	8,738
○○○	-0	8/6/19	TriNet	TNET	AS	\$1,491,867	23,500	1	DIR	9/9/19	\$63.48	\$67.60	-18%	4,728
○○○	-0	9/13/19	Cisco Sys	CSCO	AS	\$1,485,729	29,688	2	CB,CEO,DIR,GC,VP	9/13/19	\$50.04	\$48.18	-14%	206,246
○○○	-0	9/4/19	Electronic Arts	EA	AS	\$1,437,512	14,400	4	CFO,COO,GC,SO,VP	9/10/19	\$99.83	\$94.62	-23%	27,885
○○○	-0	8/12/19	Douglas Dynamics	PLOW	AS	\$1,435,942	32,620	1	CB,DIR	9/13/19	\$44.02	\$41.88	-8%	955
○○○	-0	9/10/19	Starwood Prop Tr	STWD	S	\$1,424,700	60,000	2	COO,GC,PR	9/6/19	\$23.75	\$23.83	0%	6,708
○○○	-0	9/12/19	Standard Motor Prod	SMP	AS,S	\$1,366,657	27,331	3	DIR,O,VP	9/11/19	\$50.00	\$45.03	-12%	1,005
○○○	-0	6/24/19	Tech Data	TECD	S	\$1,316,324	12,550	3	CFO,DIR,HR,VP	9/11/19	\$104.89	\$90.34	-6%	3,296
○○○	-0	8/29/19	Applied Materials	AMAT	S	\$1,297,214	25,218	1	DIR	9/5/19	\$51.44	\$47.03	-2%	44,025
○○○	-0	8/12/19	elf Beauty	ELF	AS	\$1,258,231	78,015	1	CEO,DIR	9/12/19	\$16.13	\$18.24	-16%	910
○○○	-0	9/13/19	Falcon Minerals	FLMN	S	\$1,241,856	176,400	1	BO	9/11/19	\$7.04	\$6.43	-40%	552
○○○	-0	7/31/19	Quidel	QDEL	OS	\$1,237,541	18,373	3	DIR,OO,VP	9/11/19	\$67.36	\$60.80	-11%	2,520
○○○	-0	9/4/19	Hormel Foods	HRL	OS	\$1,226,111	28,677	2	CT,VP	9/11/19	\$42.76	\$42.95	-5%	22,929
○○○	-0	6/21/19	Stifel Finl	SF	S	\$1,217,627	21,162	3	DIR,GC,VCB,VP	9/13/19	\$57.54	\$53.68	-4%	3,735
○○○	-0	9/11/19	Q2	QTWO	OS	\$1,213,800	15,000	1	CFO	9/10/19	\$80.92	\$91.82	-14%	4,373
○○○	-0	9/6/19	Assured Guaranty	AGO	OS	\$1,210,409	27,060	3	GC,O,SEC	9/12/19	\$44.73	\$43.61	-6%	4,305
○○○	-0	8/22/19	Tempur Sealy Intl	TPX	AS	\$1,205,509	15,709	1	PR,VP	9/9/19	\$76.74	\$78.31	-6%	4,292
○○○	-0	7/11/19	Square	SQ	AS	\$1,205,200	20,000	1	O	9/10/19	\$60.26	\$64.68	-40%	27,627
○○○	-0	8/20/19	NMI	NMIH	S,OS	\$1,198,356	42,946	2	CB,CFO,DIR,VP	9/6/19	\$27.90	\$28.37	-11%	1,923
○○○	-0	8/13/19	Deciphera Pharm	DCPH	OS	\$1,180,272	33,750	2	CFO,DIR	9/11/19	\$34.97	\$37.01	-19%	1,815
○○○	-0	9/13/19	Penumbra	PEN	AS	\$1,157,340	8,000	1	CB,CEO,DIR	9/11/19	\$144.67	\$144.92	-22%	5,042
○○○	-0	6/10/19	Designer Brands	DBI	OS	\$1,142,724	69,806	1	PR,VCB	9/6/19	\$16.37	\$15.00	-53%	1,129
○○○	-0	7/3/19	Horizon Therap PLC	HZNP	OS,AS	\$1,137,211	42,838	2	DIR,HR,VP	9/13/19	\$26.55	\$27.68	-10%	5,161
○○○	-0	8/20/19	Huron Consulting	HURN	OS	\$1,100,810	17,500	1	CEO,DIR	9/5/19	\$62.90	\$61.13	-2%	1,401
○○○	-0	7/31/19	Entegris	ENTG	S	\$1,077,041	24,294	1	VP	9/5/19	\$44.33	\$43.16	-2%	5,834
○○○	-0	6/24/19	Eventbrite	EB	AS	\$1,015,905	57,342	1	GC,VP	9/10/19	\$17.72	\$19.11	-56%	1,583
○○○	-0	7/3/19	Xerox	XRX	S	\$1,005,245	32,200	1	VP	9/10/19	\$31.22	\$28.61	-15%	6,331
○○○	-0	7/16/19	Micron Tech	MU	AS	\$1,000,000	20,000	1	TO,VP	9/11/19	\$50.00	\$44.78	-7%	49,428
○○○	-0	8/29/19	Boot Barn	BOOT	OS	\$999,915	28,569	1	CEO,DIR	9/10/19	\$35.00	\$31.79	-12%	905
○○○	-0	6/19/19	Repligen	RGEN	AS	\$996,521	12,094	1	CEO,DIR	9/9/19	\$82.40	\$92.66	-17%	4,775
○○○	-0	7/23/19	Five9	FIVN	S,OS	\$954,163	16,967	4	CEO,CFO,DIR,PR	9/12/19	\$56.24	\$63.71	-12%	3,864
○○○	-0	8/9/19	Tabula Rasa Health	TRHC	AS,OS	\$937,072	17,000	3	CEO,DIR,PR	9/11/19	\$55.12	\$62.75	-39%	1,386
○○○	-0	8/27/19	NCR	NCR	AS	\$934,766	28,833	1	PR,VP	9/5/19	\$32.42	\$31.37	-8%	3,777
○○○	-0	9/13/19	AAON	AAON	OS	\$895,458	17,805	3	DIR,IO,PR,TO,VP	9/12/19	\$50.29	\$47.05	-6%	2,452
○○○	-0	8/20/19	Tennant	TNC	OS	\$886,324	12,843	1	CEO,DIR,PR	9/10/19	\$69.01	\$67.88	-14%	1,236

See last page for the Key to Ratings, Titles & Transaction Type codes.

InsiderInsights Ratings of Latest Insider Sales (Continued)

InsiderInsights Ratings of Companies with Form 4 Sales and Distributions Filed at the SEC in the Past Week

Sorted by: Insider Rating, then Total Transaction Value.

Generated with Special Screens tool at InsiderInsights.com using Pre-Programmed Screen: "Ratings of Latest Sales"

Insider Rating*	Rating Date	Company	Ticker	Trans Type(s)*	Total Sale Value	Shares Sold	# Insiders - Title(s)*	Latest Trans Date	Ave. Sale Price	Recent Price	% Pr Below Highs	Mkt Cap (mm)		
○○○	-0	9/11/19	Brady	BRC	OS	\$814,661	15,708	2	CIO,DIR,VP	9/9/19	\$51.86	\$48.43	-1%	2,558
○○○	-0	8/15/19	Horace Mann Educators	HMN	AS	\$803,096	17,500	2	CEO,DIR,PR,VP	9/10/19	\$45.89	\$43.78	-2%	1,804
○○○	-0	8/30/19	Toro Co	TTC	OS	\$787,527	10,740	2	IO,VP	9/10/19	\$73.33	\$72.41	-2%	7,707
○○○	-0	8/20/19	Ball	BLL	OS	\$767,772	9,775	1	CB,DIR,PR	9/6/19	\$78.54	\$79.76	-3%	26,481
○○○	-0	7/26/19	BankUnited	BKU	OS	\$756,147	22,133	1	DIR	9/13/19	\$34.16	\$31.84	-16%	3,027
○○○	-0	8/19/19	Ciena	CIEN	AS	\$753,661	19,071	2	DIR	9/11/19	\$39.52	\$41.19	-14%	6,388
○○○	-0	9/10/19	Natl Bank	NBHC	OS,S	\$747,577	21,833	2	DIR,VP	9/12/19	\$34.24	\$33.43	-18%	1,041
○○○	-0	6/24/19	Tactile Sys Tech	TCMD	OS,S	\$727,119	14,750	2	DIR,SO,VP	9/10/19	\$49.30	\$50.37	-37%	955
○○○	-0	8/23/19	LGI Homes	LGIH	AS	\$724,086	8,949	1	DIR	9/9/19	\$80.91	\$80.10	-1%	1,838
○○○	-0	9/12/19	Semtech	SMTC	S	\$719,342	15,438	2	DIR,VP	9/11/19	\$46.60	\$45.51	-24%	3,035
○○○	-0	8/16/19	NextEra Energy	NEE	AS	\$718,757	3,279	1	VP	9/9/19	\$219.20	\$221.62	-1%	106,179
○○○	-0	9/12/19	TESSCO Tech	TESS	OS	\$710,869	45,855	1	VP	9/12/19	\$15.50	\$15.68	-22%	134
○○○	-0	9/3/19	Eaton PLC	ETN	S,OS	\$703,675	8,304	3	DIR,O	9/11/19	\$84.74	\$78.37	-3%	32,915
○○○	-0	8/29/19	WSFS Finl	WSFS	OS	\$669,576	15,962	1	VP	9/5/19	\$41.95	\$42.55	-16%	2,255
○○○	-0	9/9/19	Tandem Diabetes Care	TNDM	OS	\$667,946	9,538	1	CEO,PR	9/6/19	\$70.03	\$67.59	-6%	3,964
○○○	-0	8/19/19	Marriott Intl	MAR	S	\$650,156	4,866	1	DIR	9/12/19	\$133.61	\$128.19	-7%	42,221
○○○	-0	9/4/19	VMware	VMW	AS	\$643,355	4,342	2	CAO,GC,SEC,VP	9/10/19	\$148.17	\$148.15	-30%	60,624
○○○	-0	8/21/19	Everbridge	EVBG	AS	\$619,002	8,864	2	CFO,OO,VP	9/12/19	\$69.83	\$85.19	-33%	2,859
○○○	-0	8/23/19	RH	RH	AS,OS	\$610,000	4,000	2	CAO,DIR	9/10/19	\$152.50	\$146.66	-8%	2,727
○○○	-0	8/21/19	bluebird bio	BLUE	OS	\$592,682	5,910	2	O	9/10/19	\$100.28	\$109.69	-43%	6,063
○○○	-0	9/12/19	Fastenal	FAST	OS	\$579,448	17,442	1	CAO,CT,TR	9/12/19	\$33.22	\$30.73	-8%	17,622
○○○	-0	9/9/19	EVO Payments	EVOP	S	\$573,768	20,000	1	GC,VP	9/9/19	\$28.69	\$28.91	-10%	2,372
○○○	-0	8/5/19	Midland States Banc	MSBI	S,OS	\$573,382	21,767	2	DIR	9/11/19	\$26.34	\$26.43	-26%	644
○○○	-0	9/11/19	Teladoc Health	TDOC	OS	\$570,269	9,158	1	BD,VP	9/9/19	\$62.27	\$59.78	-30%	4,307
○○○	-0	9/13/19	Independent Bank	INDB	AS	\$562,500	7,500	1	DIR	9/11/19	\$75.00	\$68.93	-19%	2,369
○○○	-0	7/12/19	IMPINJ	PI	AS,S	\$560,285	16,328	2	CEO,DIR	9/10/19	\$34.31	\$37.75	-12%	822
○○○	-0	7/10/19	Waste Mgt	WM	OS	\$559,383	4,739	1	OO,VP	9/9/19	\$118.04	\$118.07	-2%	50,089
○○○	-0	6/21/19	BioLife Solutions	BLFS	OS	\$554,115	28,571	1	CEO,DIR,PR	9/11/19	\$19.39	\$20.74	-26%	394
○○○	-0	9/13/19	Cooper	COO	S	\$551,477	1,835	1	DIR	9/12/19	\$300.53	\$329.82	-13%	16,322
○○○	-0	9/13/19	CVS Health	CVS	OS	\$528,450	8,130	1	CFO,VP	9/12/19	\$65.00	\$62.05	-21%	80,696
○○○	-0	8/8/19	ALLETE	ALE	AS	\$521,880	6,000	1	CB,CEO,DIR	9/12/19	\$86.98	\$85.67	-2%	4,425
○○○	-0	7/2/19	Citrix Sys	CTXS	S	\$520,166	5,400	1	CAO,CT,VP	9/11/19	\$96.33	\$92.99	-16%	12,173
○○○	-0	7/3/19	Cornerstone OnD	CSOD	OS	\$515,285	9,740	1	DIR	9/10/19	\$52.90	\$52.56	-16%	3,189
○○○	-0	9/11/19	Shake Shack	SHAK	OS	\$506,977	5,125	1	DIR	9/11/19	\$98.92	\$98.99	-1%	3,691
○○○	-0	8/19/19	Bright Horizons	BFAM	AS	\$504,840	3,333	1	CEO,PR	9/11/19	\$151.47	\$166.75	-9%	9,706
○○○	-0	8/2/19	Skyline Champion	SKY	AS	\$501,128	15,924	1	DIR	9/12/19	\$31.47	\$30.11	-3%	1,708
○○○	-0	8/14/19	Natl HealthCare	NHC	S	\$496,250	6,000	1	DIR	9/11/19	\$82.71	\$82.31	-8%	1,261
○○○	-0	7/16/19	Forescout Tech	FSCT	OS	\$487,039	13,471	2	CFO,CO,GC,VP	9/13/19	\$36.15	\$36.59	-22%	1,691
○○○	-0	7/23/19	Y-mAbs Therap	YMAB	S	\$465,561	17,243	1	DIR	9/6/19	\$27.00	\$27.00	-13%	923
○○○	-0	7/30/19	Anixter Intl	AXE	OS	\$465,233	6,694	1	CEO,DIR,PR	9/13/19	\$69.50	\$59.34	-6%	2,001
○○○	-0	9/11/19	Summit Hotel Prop	INN	S	\$464,000	40,000	1	COO,VP	9/10/19	\$11.60	\$11.21	-18%	1,179
○○○	-0	9/11/19	NXP Semiconductors	NXPI	S	\$453,749	4,196	1	HR,VP	9/10/19	\$108.14	\$103.29	0%	33,952
○○○	-0	8/14/19	Pegasystems	PEGA	OS	\$453,293	6,432	2	CAO,FO,VP	9/12/19	\$70.47	\$70.14	-10%	5,550
○○○	-0	7/24/19	Glaukos	GKOS	OS	\$440,000	6,250	1	CFO,VP	9/12/19	\$70.40	\$61.16	-17%	2,253
○○○	-0	9/3/19	Veeva Sys	VEEV	AS	\$426,000	3,000	1	SO	9/10/19	\$142.00	\$159.52	-20%	23,492
○○○	-0	9/5/19	Mimecast	MIME	OS	\$424,070	11,000	1	COO	9/11/19	\$38.55	\$43.73	-29%	2,701
○○○	-0	9/11/19	McKesson	MCK	OS,AS	\$421,667	2,922	2	CT,GC,LO,VP	9/9/19	\$144.31	\$147.76	-4%	27,321
○○○	-0	9/13/19	QuinStreet	QNST	OS	\$409,048	32,500	1	CEO,DIR	9/11/19	\$12.59	\$11.02	-37%	553
○○○	-0	7/17/19	Vivint Solar	VSLR	AS	\$407,017	51,000	5	CEO,CFO,DIR,O,SO,VF	9/6/19	\$7.98	\$8.39	-18%	1,020
○○○	-0	8/29/19	Newmont Goldcorp	NEM	AS	\$406,980	10,500	3	CTO,VP	9/11/19	\$38.76	\$38.49	-3%	31,558

See last page for the Key to Ratings, Titles & Transaction Type codes.

InsiderInsights Ratings of Latest Insider Sales (Continued)

InsiderInsights Ratings of Companies with Form 4 Sales and Distributions Filed at the SEC in the Past Week

Sorted by: Insider Rating, then Total Transaction Value.

Generated with Special Screens tool at InsiderInsights.com using Pre-Programmed Screen: "Ratings of Latest Sales"

Insider Rating*	Rating Date	Company	Ticker	Trans Type(s)*	Total Sale Value	Shares Sold	# Insiders - Title(s)*	Latest Trans Date	Ave. Sale Price	Recent Price	% Pr Below Highs	Mkt Cap (mm)		
○○○	-0	7/17/19	Colgate-Palmolive	CL	AS	\$396,948	5,486	3	CFO,CT,PR,VP	9/11/19	\$72.36	\$73.04	-2%	62,669
○○○	-0	8/9/19	CoreSite Rlty	COR	AS	\$395,833	3,590	1	CEO,DIR,PR	9/10/19	\$110.26	\$114.19	-9%	4,213
○○○	-0	8/2/19	ViaSat	VSAT	OS	\$388,400	5,000	1	DIR	9/11/19	\$77.68	\$78.58	-20%	4,817
○○○	-0	9/11/19	Bottomline Tech	EPAY	S	\$387,553	9,510	3	DIR,LO	9/10/19	\$40.75	\$43.93	-45%	1,911
○○○	-0	7/5/19	Xylem	XYL	OS	\$387,446	5,000	1	VP	9/9/19	\$77.49	\$75.57	-9%	13,605
○○○	-0	7/31/19	EXACT Sciences	EXAS	AS	\$383,138	3,527	1	VP	9/12/19	\$108.63	\$117.87	-12%	15,262
○○○	-0	8/12/19	Ferro	FOE	OS	\$374,031	35,000	1	GC	9/5/19	\$10.69	\$10.55	-55%	864
○○○	-0	9/13/19	Old Line Banc	OLBK	S	\$357,063	12,500	1	DIR	9/11/19	\$28.57	\$26.74	-18%	455
○○○	-0	8/6/19	Cincinnati Finl	CINF	OS	\$354,306	3,198	1	DIR	9/11/19	\$110.79	\$111.03	-1%	18,135
○○○	-0	9/11/19	Vulcan Materials	VMC	OS	\$341,508	2,406	1	O	9/11/19	\$141.94	\$143.36	-2%	18,965
○○○	-0	6/12/19	Qualys	QLYS	OS	\$338,214	4,289	1	O	9/9/19	\$78.86	\$83.92	-19%	3,293
○○○	-0	8/21/19	Lincoln Electric	LECO	OS	\$322,126	3,800	1	SO,VP	9/6/19	\$84.77	\$82.90	-13%	5,122
○○○	-0	8/15/19	Kaiser Aluminum	KALU	AS	\$321,000	3,250	3	CFO,COO,IR,PR,VP	9/11/19	\$98.77	\$89.91	-16%	1,439
○○○	-0	6/25/19	Jabil	JBL	AS	\$320,000	10,000	1	VP	9/11/19	\$32.00	\$27.82	-1%	4,254
○○○	-0	9/10/19	Williams-Sonoma	WSM	S	\$314,505	4,820	1	PR	9/6/19	\$65.25	\$68.32	-12%	5,370
○○○	-0	8/21/19	Zebra Tech	ZBRA	S	\$303,604	1,549	1	CAO	9/12/19	\$196.00	\$204.38	-17%	11,060
○○○	0	9/10/19	Guardant Health	GH	JS*	\$377,300,000	4,900,000	1	BO	9/11/19	\$77.00	\$98.62	-31%	9,168
○○○	0	8/21/19	L3Harris Tech	LHX	OS	\$62,110,557	293,052	2	CB,CEO,DIR,GC,SEC	9/10/19	\$211.94	\$213.31	-1%	47,229
○○○	0	9/13/19	Fidelity Natl Finl	FNF	OS	\$22,640,857	513,409	5	COO,LO,PR,VP	9/12/19	\$44.10	\$44.20	-2%	12,129
○○○	0	9/11/19	Parker-Hannifin	PH	OS,S	\$17,232,187	94,997	6	CB,CEO,COO,DIR,HR	9/12/19	\$181.40	\$164.45	-6%	21,097
○○○	0	9/13/19	First Citizens Banc	FCNCA	S	\$9,440,046	20,000	2	BO,DIR,PR	9/12/19	\$472.00	\$449.04	-3%	4,929
○○○	0	9/13/19	OncoCyte	OCX	JS*	\$6,640,000	4,000,000	1	BO	9/11/19	\$1.66	\$1.91	-76%	99
○○○	0	8/22/19	Charles Schwab	SCHW	OS	\$4,430,950	105,422	1	BO,CB,DIR	9/11/19	\$42.03	\$37.87	-20%	49,503
○○○	0	9/12/19	Air Lease	AL	S,OS	\$3,674,817	85,000	4	MD,SO,VP	9/12/19	\$43.23	\$39.67	-6%	4,430
○○○	0	8/7/19	Pinnacle Finl Part	PNFP	S	\$3,441,627	60,469	3	CAO,CEO,DIR	9/12/19	\$56.92	\$53.31	-13%	4,102
○○○	0	8/29/19	Ameresco	AMRC	OS	\$3,373,725	239,200	1	BO,CEO,DIR,PR	9/9/19	\$14.10	\$14.61	-21%	678
○○○	0	9/13/19	Stewart Info Svs	STC	S	\$2,317,358	65,711	1	DIR	9/12/19	\$35.27	\$35.47	-23%	841
○○○	0	9/13/19	PNC Finl Svs	PNC	S	\$2,314,709	17,132	1	CEO,PR	9/12/19	\$135.11	\$126.42	-8%	56,289
○○○	0	8/5/19	Federal Signal	FSS	OS	\$1,793,896	55,905	2	CFO,TR,VP	9/12/19	\$32.09	\$30.26	-2%	1,826
○○○	0	9/6/19	OSI Sys	OSIS	OS	\$1,575,744	15,000	1	GC	9/11/19	\$105.05	\$101.83	-10%	1,844
○○○	0	7/26/19	LeMaitre Vascular	LMAT	AS	\$1,348,866	38,695	1	BO,CB,CEO,DIR	9/13/19	\$34.86	\$31.45	-11%	624
○○○	0	9/13/19	Monarch Casino	MCRI	S	\$1,097,247	24,340	1	DIR,PR	9/11/19	\$45.08	\$45.21	-8%	816
○○○	0	9/12/19	Old Republic Intl	ORI	S	\$1,067,850	47,250	1	DIR	9/11/19	\$22.60	\$22.80	-3%	6,913
○○○	0	9/11/19	Guidewire Software	GWRE	S,OS	\$1,053,741	9,947	3	DIR,GC	9/10/19	\$105.94	\$94.88	-3%	7,763
○○○	0	8/16/19	Stock Yards Banc	SYBT	OS	\$995,853	26,280	2	CB,DIR,VP	9/12/19	\$37.89	\$36.21	-2%	823
○○○	0	6/28/19	Acceleron Pharma	XLRN	AS	\$969,475	21,422	5	CEO,CFO,DIR,GC,PR	9/10/19	\$45.26	\$46.21	-24%	2,441
○○○	0	9/6/19	Yext	YEXT	AS,OS	\$870,156	50,000	4	CEO,CFO,CTO,DIR,PR	9/12/19	\$17.40	\$19.04	-35%	2,116
○○○	0	7/10/19	Mellanox Tech	MLNX	S	\$819,345	7,500	1	SO,VP	9/5/19	\$109.25	\$108.46	-10%	5,944
○○○	0	7/29/19	Nike	NKE	AS	\$788,814	9,071	2	CFO,O	9/11/19	\$86.96	\$83.31	-3%	130,538
○○○	0	9/3/19	QAD	QADA	OS	\$788,356	18,778	1	BO,DIR,PR	9/13/19	\$41.98	\$38.20	-32%	718
○○○	0	7/1/19	AeroVironment	AVAV	AS	\$771,662	13,792	1	CB,DIR	9/6/19	\$55.95	\$52.78	-54%	1,266
○○○	0	9/4/19	Opiant Pharm	OPNT	S	\$751,200	60,000	1	BO,DIR	9/12/19	\$12.52	\$14.53	-58%	59
○○○	0	8/21/19	South State	SSB	OS	\$737,925	9,839	1	DIR	9/10/19	\$75.00	\$75.78	-12%	2,588
○○○	0	9/12/19	Bruker	BRKR	S	\$674,558	15,702	1	CEO,PR	9/5/19	\$42.96	\$42.26	-16%	6,536
○○○	0	9/10/19	BioSpecifics Tech	BSTC	S	\$551,677	10,000	1	BO,DIR	9/10/19	\$55.17	\$57.61	-25%	422
○○○	0	6/13/19	Trecora Res	TREC	S	\$514,391	57,001	1	BO	9/11/19	\$9.02	\$8.91	-37%	220
○○○	0	9/11/19	McGrath RentCorp	MGRC	OS	\$505,309	7,720	1	VP	9/11/19	\$65.45	\$65.30	-8%	1,584
○○○	0	8/20/19	Diamondback Energy	FANG	S	\$501,264	5,000	1	VP	9/10/19	\$100.25	\$99.23	-29%	16,179
○○○	0	9/13/19	Biohaven Pharm Co	BHVN	OS	\$450,000	10,000	1	DIR	9/11/19	\$45.00	\$38.65	-34%	2,016
○○○	0	9/11/19	Cincinnati Bell	CBB	AS	\$390,902	55,000	1	DIR	9/10/19	\$7.11	\$4.90	-56%	247

See last page for the Key to Ratings, Titles & Transaction Type codes.

COMPANIES WITH LARGEST AGGREGATE INSIDER PURCHASES

Includes Transaction Types B, AB, & JB*. Filed at the SEC in the past week. Top 50 only.

Generated with Special Screens tool at InsiderInsights.com using Pre-Programmed Screen: "Largest Company Buys (Week) + All Ratings"

Insider Rating*	Rating Date	Company	Ticker	Trans Type(s)*	Total Purch Value	Shares Bought	# Insiders - Title(s)*	Latest Trans Date	Ave. Purch Price	Recent Price	Mkt Cap (mm)	10-Day Ave Vol (m)
●●○	+2 9/12/19	Advanced Drainage Sys	WMS	JB*	\$120,993,249	4,067,000	3 BO,DIR,VP	9/10/19	\$29.75	\$32.20	1,863	240
●○○	+1 9/11/19	Turning Point Therap	TPTX	JB*	\$16,549,920	367,776	4 CEO,CFO,DIR,PR,VP	9/10/19	\$45.00	\$51.80	1,623	140
●○○	+1 8/21/19	Sunrun	RUN	B	\$12,687,959	840,888	1 BO	9/11/19	\$15.09	\$15.47	1,819	2,280
●○○	+1 9/10/19	Organogenesis	ORGO	B,JB*	\$8,107,867	1,430,910	4 BO,DIR	9/12/19	\$5.67	\$4.66	426	60
●○○	+1 9/12/19	Celsius	CELH	B	\$7,599,996	2,111,110	2 BO,DIR	9/12/19	\$3.60	\$3.86	223	100
●○○	+0.5 9/9/19	GlycoMimetics	GLYC	B	\$5,309,950	1,668,746	1 BO	9/5/19	\$3.18	\$3.37	146	610
○○○	+0 9/9/19	Cigna	CI	B	\$5,044,422	32,509	1 CEO,DIR,PR	9/9/19	\$155.17	\$155.78	58,824	1,620
○○○	+0 9/4/19	Intra-Cellular Therapies	ITCI	B	\$4,974,678	485,000	1 BO,DIR	9/10/19	\$10.26	\$8.67	478	560
○○○	+1 8/19/19	PBF Energy	PBF	B	\$4,850,624	190,000	1 BO	9/11/19	\$25.53	\$22.38	2,683	1,720
○○○	+1 9/11/19	Capstar Finl	CSTR	B	\$3,399,985	220,635	9 DIR	9/9/19	\$15.41	\$15.49	270	30
○○○	0 9/13/19	OncoCyte	OCX	B,JB*	\$3,340,060	2,010,000	2 BO,CFO	9/12/19	\$1.66	\$1.91	99	200
○○○	0 9/3/19	Anterix	ATEX	B	\$3,017,435	76,883	1 BO	9/12/19	\$39.25	\$42.41	724	140
○○○	+0.5 9/12/19	Digirad	DRAD	JB*	\$3,000,000	300,000	1 DIR	9/10/19	\$10.00	\$4.45	9	10
○○○	+1 9/13/19	Safehold	SAFE	B	\$2,619,094	91,790	2 BO,CIO,PR	9/12/19	\$28.53	\$28.70	1,148	160
○○○	+0.5 9/11/19	Gladstone Land	LAND	B	\$2,493,571	210,000	1 BO,CEO,DIR	9/10/19	\$11.87	\$11.55	240	100
○○○	0 9/11/19	RBB Banc	RBB	B	\$2,300,000	115,000	1 DIR	9/11/19	\$20.00	\$18.39	370	20
○○○	+3 9/9/19	At Home	HOME	B,JB*	\$2,286,760	345,801	6 BO,CB,CEO,CFO,COO	9/10/19	\$6.61	\$6.57	421	3,170
○○○	+0.5 9/9/19	Cloudera	CLDR	JB*	\$2,199,570	439,914	1 BO	9/9/19	\$5.00	\$6.86	1,881	7,260
○○○	+2 9/4/19	Coty	COTY	B	\$2,059,260	210,000	1 SO	9/5/19	\$9.81	\$8.92	6,703	5,220
○○○	+1 9/10/19	Domo	DOMO	B	\$2,040,000	120,000	1 BO,CB,CEO,DIR,F	9/10/19	\$17.00	\$23.80	652	380
○○○	+0.5 9/10/19	Fortress Tran & Infr Inv	FTAI	JB*	\$1,925,339	75,000	1 DIR	9/11/19	\$25.67	\$15.25	1,295	100
○○○	+1 9/10/19	Prudential Finl	PRU	B	\$1,137,848	13,580	3 CB,CEO,CFO,DIR,VCB	9/9/19	\$83.79	\$82.08	32,996	2,380
○○○	+0 8/6/19	vTv Therap	VTVT	JB*	\$1,000,001	606,061	1 BO	9/11/19	\$1.65	\$1.37	74	270
○○○	+1 8/13/19	Unifi	UFI	B	\$849,012	41,700	1 DIR	9/6/19	\$20.36	\$19.85	366	110
○○○	+0.5 9/11/19	Neoleukin Therap	NLTX	JB*,B	\$781,747	250,000	1 DIR	9/11/19	\$3.13	\$3.61	85	240
○○○	0 8/20/19	Bausch Health	BHC	B	\$699,300	30,000	1 CB,CEO,DIR	9/13/19	\$23.31	\$22.10	7,786	2,670
○○○	+1 9/11/19	Progenics Pharm	PGNX	B	\$666,927	137,023	2 BO	9/9/19	\$4.87	\$4.50	389	1,180
○○○	0 9/12/19	Flotek Ind	FTK	B	\$642,330	268,200	1 DIR	9/12/19	\$2.39	\$2.03	117	460
○○○	+0.5 9/11/19	ValueSetters	VSTR	JB*	\$600,000	50,000,000	2 CB,CEO,CFO,DIR	9/9/19	\$0.01	\$0.01	11	3,500
○○○	+1 9/9/19	Aerie Pharm	AERI	B	\$599,400	31,290	2 CEO,CFO,DIR	9/9/19	\$19.16	\$23.97	1,101	920
○○○	+0 9/9/19	Acadia Healthcare	ACHC	B	\$530,660	20,000	1 CEO,DIR	9/5/19	\$26.53	\$27.33	2,419	520
○○○	+0 9/11/19	Rev	REVG	B	\$478,890	50,000	1 CEO,DIR	9/10/19	\$9.58	\$11.85	739	140
○○○	+0 9/10/19	MereditH	MDP	B	\$420,240	12,000	1 CEO,DIR,PR	9/9/19	\$35.02	\$43.47	2,050	470
○○○	+2 9/11/19	Aldeyra Therap	ALDX	B	\$381,235	72,529	5 CEO,CFO,DIR,O,PR	9/12/19	\$5.26	\$4.98	137	110
○○○	0 8/21/19	L3Harris Tech	LHX	B	\$340,800	1,700	2 DIR	9/10/19	\$200.47	\$213.31	47,229	1,190
○○○	+1 8/6/19	Chemours Co	CC	B	\$328,340	20,000	1 COO,VP	9/11/19	\$16.42	\$13.25	2,166	4,270
○○○	+1 8/28/19	WideOpenWest	WOW	B	\$292,990	51,481	1 BO,DIR	9/12/19	\$5.69	\$5.20	439	410
○○○	+1 8/6/19	Vapotherm	VAPO	B	\$268,951	28,382	2 DIR	9/11/19	\$9.48	\$12.85	264	240
○○○	+1 9/9/19	Nektar Therap	NKTR	B	\$259,200	15,000	1 VP	9/5/19	\$17.28	\$16.98	2,976	6,150
○○○	+0.5 9/10/19	CommScope	COMM	B	\$252,248	21,250	1 DIR	9/9/19	\$11.87	\$10.68	2,073	5,060
○○○	+0.5 9/9/19	FS KKR Cap	FSK	B	\$250,491	42,100	1 DIR	9/9/19	\$5.95	\$5.78	2,997	1,740
○○○	0 9/9/19	MaxLinear	MXL	AB	\$249,864	11,953	1 O	9/9/19	\$20.90	\$20.62	1,469	310
○○○	+0 9/9/19	Steel Dynamics	STLD	B	\$247,238	8,920	1 VP	9/6/19	\$27.72	\$27.46	6,031	1,910
○○○	+0 9/11/19	Gladstone Inv	GAIN	B	\$246,766	20,581	1 CEO,DIR	9/9/19	\$11.99	\$11.57	380	120
○○○	+0.5 8/30/19	Purple Innovation	PRPL	B	\$246,306	29,979	1 BO,DIR	9/6/19	\$8.22	\$7.99	431	110
○○○	+1 8/1/19	Comfort Sys USA	FIX	B	\$230,593	6,000	2 CB,CFO,DIR	9/12/19	\$38.43	\$38.39	1,415	370
○○○	+0.5 9/11/19	Ultragenyx Pharm	RARE	B	\$218,150	5,000	1 CEO,DIR,PR	9/11/19	\$43.63	\$57.02	3,290	360
○○○	+0.5 9/12/19	Roadrunner Trans	RRTS	B	\$208,059	19,397	1 BO	9/12/19	\$10.73	\$8.76	330	20
○○○	+0 9/13/19	Merchants Banc	MBIN	B	\$200,557	12,000	1 PR	9/12/19	\$16.71	\$15.64	449	40
○○○	0 9/9/19	DTE Energy Co	DTE	B	\$199,733	1,537	1 DIR	9/5/19	\$129.95	\$130.25	23,875	950

* See last page for the Key to Ratings, Titles & Transaction Type codes.

LARGEST INDIVIDUAL PURCHASES (1-50)

Includes Transaction Types B, AB, JB*, & selected OB.. Top 100 by dollar value, filed at the SEC in the past week.

Note: If Insider Rating Date > 3 Months Old or Insider Rating is Bearish, Recent Buying Activity is Considered Insignificant.

Generated with Special Screens tool at InsiderInsights.com using Pre-Programmed Screen: "Large Individual Buys (Week) + All Ratings".

Insider Rating*	Rating Date	Insider Name	Title(s)	Company	Ticker	Trans Type(s)*	Total Purch Value	Latest Trans Date	Ave. Purch Price	Recent Price	Subsequent Holdings	Delta % Own	Mkt Cap (mm)
●●○	+2	9/12/19	Jones Ross M	DIR	Advanced Drainage Sy	WMS JB*	\$59,500,000	9/10/19	\$ 29.75	\$32.20	12,235,578	20%	1,863
●●○	+2	9/12/19	Berkshire Part	BO	Advanced Drainage Sy	WMS JB*	\$59,499,999	9/10/19	\$ 29.75	\$32.20	12,378,934	19%	1,863
●○○	+1	8/21/19	Tiger Global Mgt	BO	Sunrun	RUN B	\$12,687,959	9/11/19	\$ 15.09	\$15.47	16,980,416	5%	1,819
●○○	+1	9/12/19	Desantis Carl	BO	Celsius	CELH B,OB	\$8,859,183	9/12/19	\$ 3.48	\$3.86	66,571,826	4%	223
●○○	+1	9/12/19	Milmoe William H	BO,DIR	Celsius	CELH B,OB	\$8,859,183	9/12/19	\$ 3.48	\$3.86	67,475,658	4%	223
●○○	+1	9/11/19	Glaxosmithkline Plc	DIR	Turning Point Therap	TPTX JB*	\$7,999,965	9/10/19	\$ 45.00	\$51.80	2,170,327	9%	1,623
●○○	+1	9/11/19	George Simeon	DIR	Turning Point Therap	TPTX JB*	\$7,999,965	9/10/19	\$ 45.00	\$51.80	2,170,327	9%	1,623
●○○	+1	9/10/19	Avista Cap Member	BO,DIR	Organogenesis	ORGO B,JB*	\$7,938,302	9/12/19	\$ 5.68	\$4.66	37,089,428	4%	426
●○○	+0.5	9/9/19	Bvf Part LP II	BO	GlycoMimetics	GLYC B	\$5,309,950	9/5/19	\$ 3.18	\$3.37	3,639,935	85%	146
○○○	+0	9/9/19	Cordani David	CEO,DIR	Cigna	CI B	\$5,044,422	9/9/19	\$ 155.17	\$155.78	355,914	10%	58,824
○○○	+0	9/4/19	Alafi Christopher D	BO,DIR	Intra-Cellular Therapies	ITCI B	\$4,974,678	9/10/19	\$ 10.26	\$8.67	4,673,270	12%	478
○○○	+1	8/19/19	Inversora Carso	BO	PBF Energy	PBF B	\$4,850,624	9/11/19	\$ 25.53	\$22.38	16,898,920	1%	2,683
○○○	0	9/13/19	Broadwood Part LP	BO	OncoCyte	OCX JB*	\$3,320,000	9/11/19	\$ 1.66	\$1.91	11,098,267	22%	99
○○○	0	9/3/19	Owl Creek Asset Mgt	BO	Anterix	ATEX B	\$3,017,435	9/12/19	\$ 39.25	\$42.41	4,468,195	2%	724
○○○	+0.5	9/12/19	Eberwein Jeffrey E	DIR	Digirad	DRAD JB*	\$3,000,000	9/10/19	\$ 10.00	\$4.45	300,000	New	9
○○○	+0.5	9/11/19	Gladstone David	BO,CEO	Gladstone Land	LAND B	\$2,493,571	9/10/19	\$ 11.87	\$11.55	2,298,585	10%	240
○○○	+1	9/13/19	Istar	BO	Safehold	SAFE B	\$2,493,234	9/12/19	\$ 28.51	\$28.70	27,010,844	0%	1,148
○○○	0	9/11/19	Chang Peter M	DIR	RBB Banc	RBB B	\$2,300,000	9/11/19	\$ 20.00	\$18.39	525,717	28%	370
○○○	+0.5	9/9/19	Icahn Carl C	BO	Cloudera	CLDR JB*	\$2,199,570	9/9/19	\$ 5.00	\$6.86	18,598,388	2%	1,881
○○○	+2	9/4/19	Hughes Fiona	SO	Coty	COTY B	\$2,059,260	9/5/19	\$ 9.81	\$8.92	210,000	New	6,703
○○○	+1	9/10/19	James Joshua G	BO,CB,F	Domo	DOMO B	\$2,040,000	9/10/19	\$ 17.00	\$23.80	320,000	60%	652
○○○	+2	9/12/19	Moore Roy E Jr	VP	Advanced Drainage Sy	WMS JB*	\$1,993,250	9/10/19	\$ 29.75	\$32.20	78,288	594%	1,863
○○○	+0.5	9/10/19	Tuchman Martin	DIR	Fortress Tran & Infr Inv	FTAI JB*	\$1,925,339	9/11/19	\$ 25.67	\$15.25	100,400	295%	1,295
○○○	+1	9/11/19	Flynn Thomas R	DIR	Capstar Finl	CSTR B	\$1,500,009	9/9/19	\$ 15.41	\$15.49	485,438	25%	270
○○○	+3	9/9/19	Sosin Clifford	BO	At Home	HOME B,JB*	\$1,459,890	9/5/19	\$ 6.08	\$6.57	16,515,150	1%	421
○○○	+0.5	9/9/19	Ardslay Advisory Part	BO	Marrone Bio Innovation	MBII OB	\$1,457,195	9/5/19	\$ 1.00	\$1.30	11,780,442	14%	144
○○○	0	9/9/19	Poladian Avedick B	DIR	Public Storage	PSA OB	\$1,232,850	9/5/19	\$ 82.19	\$261.89	15,000	New	45,725
○○○	+0	8/6/19	Perelman Ronald O	BO	vTv Therap	VTVT JB*	\$1,000,001	9/11/19	\$ 1.65	\$1.37	22,900,836	3%	74
○○○	+1	8/13/19	Bishop Robert J	DIR	Unifi	UFI B	\$849,012	9/6/19	\$ 20.36	\$19.85	1,621,740	3%	366
○○○	+0.5	9/11/19	Drachman Jonathan G	DIR	Neoleukin Therap	NLTX B,JB*	\$781,747	9/11/19	\$ 3.13	\$3.61	1,032,420	32%	85
○○○	0	9/12/19	Laukien Frank H	BO,CEO	Bruker	BRKR OB	\$758,073	9/11/19	\$ 21.80	\$42.26	38,077,400	0%	6,536
○○○	0	8/20/19	Papa Joseph C	CB,CEO	Bausch Health	BHC B	\$699,300	9/13/19	\$ 23.31	\$22.10	839,601	4%	7,786
○○○	0	9/12/19	Nierenberg David	DIR	Flotek Ind	FTK B	\$642,330	9/12/19	\$ 2.39	\$2.03	1,489,501	22%	117
○○○	+1	9/10/19	Lowrey Charles F	CB,CEO	Prudential Finl	PRU B	\$627,600	9/9/19	\$ 83.68	\$82.08	64,263	13%	32,996
○○○	+2	8/14/19	Cortes Fernando	O	Keurig Dr Pepper	KDP OB	\$555,938	9/11/19	\$ 14.81	\$27.49	92,999	68%	38,671
○○○	+0	9/9/19	Osteen Debra K	CEO,DIR	Acadia Healthcare	ACHC B	\$530,660	9/5/19	\$ 26.53	\$27.33	117,178	21%	2,419
○○○	+0	9/11/19	Tanz Stuart A	CEO,DIR	Retail Opportunity Invs	ROIC OB	\$512,500	9/9/19	\$ 10.25	\$17.80	1,550,641	3%	2,035
○○○	+3	9/9/19	Bird Lewis L III	CB,CEO	At Home	HOME B	\$500,193	9/9/19	\$ 7.81	\$6.57	69,060	1266%	421
○○○	+1	9/11/19	Wilt Toby S	DIR	Capstar Finl	CSTR B	\$499,993	9/9/19	\$ 15.41	\$15.49	330,551	11%	270
○○○	+1	9/11/19	Bottorff Dennis	DIR	Capstar Finl	CSTR B	\$499,993	9/9/19	\$ 15.41	\$15.49	294,613	12%	270
○○○	+1	9/11/19	Schools Timothy Kyle	DIR	Capstar Finl	CSTR B	\$499,993	9/9/19	\$ 15.41	\$15.49	32,446	New	270
○○○	+1	9/9/19	Anido Vicente Jr	CEO,DIR	Aerie Pharm	AERI B	\$498,953	9/9/19	\$ 19.01	\$23.97	197,631	15%	1,101
○○○	+0	9/11/19	Sullivan Timothy W	CEO,DIR	Rev	REVG B	\$478,890	9/10/19	\$ 9.58	\$11.85	1,853,160	3%	739
○○○	+1	9/11/19	Countouriotis Athena	CEO,DIR	Turning Point Therap	TPTX JB*	\$450,000	9/10/19	\$ 45.00	\$51.80	22,000	83%	1,623
○○○	+0	9/9/19	O Boyle James	SO,VP	Varonis Sys	VRNS OB	\$445,844	9/5/19	\$ 21.56	\$70.51	122,063	20%	2,139
○○○	+0	9/10/19	Harty Thomas H	CEO,DIR	Meredith	MDP B	\$420,240	9/9/19	\$ 35.02	\$43.47	46,455	35%	2,050
○○○	+1	9/11/19	Velan Cap LP	BO	Progenics Pharm	PGNX B	\$359,733	9/9/19	\$ 4.99	\$4.50	8,011,733	1%	389
○○○	+1	8/6/19	Newman Mark	COO,VP	Chemours Co	CC B	\$328,340	9/11/19	\$ 16.42	\$13.25	114,261	21%	2,166
○○○	+1	9/11/19	Lte Part	BO	Progenics Pharm	PGNX B	\$307,193	9/9/19	\$ 4.73	\$4.50	1,950,000	3%	389
○○○	+1	9/10/19	Falzon Robert	VCB,VP	Prudential Finl	PRU B	\$300,648	9/9/19	\$ 83.98	\$82.08	3,580	New	32,996

See last page for the Key to Ratings, Titles & Transaction Type codes.

Continued on Next Page

LARGEST INDIVIDUAL SALES (1-50)

Includes Transaction Types S, AS, JS*. Top 100 by dollar value, filed at the SEC in the past week.

Note: If Insider Rating Date > 3 Months Old or Insider Rating is Bullish, Recent Selling Activity is Considered Insignificant.

Generated with Special Screens tool at InsiderInsights.com using Pre-Programmed Screen: "Large Individual Sales (Week) + All Ratings".

Insider Rating*	Rating Date	Insider Name	Title(s)	Company	Ticker	Trans Type(s)*	Total Purch Value	Latest Trans Date	Ave. Purch Price	Recent Price	Subsequent Holdings	Delta % Own	Mkt Cap (mm)
0	8/1/19	Thomas H Lee Adv	BO_DIR	Ceridian HCM	CDAY	JS*	\$728,000,000	9/6/19	\$ 56.00	\$58.06	47,469,384	-21%	8,255
0	9/10/19	Kkr Fd LP	BO	PRA Health Sciences	PRAH	JS*	\$649,401,664	9/6/19	\$ 97.41	\$97.72	29,300	-100%	6,436
0	9/10/19	Kkr Pra Inv LP	BO	PRA Health Sciences	PRAH	JS*	\$649,401,664	9/6/19	\$ 97.41	\$97.72	29,300	-100%	6,436
0	9/10/19	Svf Bluebird \	BO	Guardant Health	GH	JS*	\$377,300,000	9/11/19	\$ 77.00	\$98.62	22,950,460	-18%	9,168
0	7/8/19	Aea Inv	BO	GMS	GMS	JS*	\$183,798,816	9/9/19	\$ 26.93	\$23.84	-	All	963
0	7/8/19	Aea Inv Fd V	BO	GMS	GMS	JS*	\$183,798,816	9/9/19	\$ 26.93	\$23.84	-	All	963
0	7/29/19	Zuckerberg Mark	BO_CB	Facebook	FB	AS	\$118,062,814	9/11/19	\$ 188.00	\$182.04	-	All	519,351
0	8/1/19	Cannae	BO_DIR	Ceridian HCM	CDAY	JS*	\$112,000,000	9/6/19	\$ 56.00	\$58.06	28,739,228	-7%	8,255
0	9/6/19	Caruso Daniel	CEO_DIR	Zayo	ZAYO	S	\$50,655,000	9/11/19	\$ 33.77	\$33.90	8,027,320	-16%	7,986
0	9/12/19	Sanofi	BO	Regeneron Pharm	REGN	S	\$48,611,804	9/10/19	\$ 281.15	\$295.02	20,550,812	-1%	31,857
0	8/28/19	Cook Scott D	CB_DIR	Intuit	INTU	AS	\$37,136,892	9/9/19	\$ 278.53	\$275.71	8,453,365	-2%	71,476
0	9/5/19	Duffield David A	BO_DIR	Workday	WDAY	AS	\$30,048,720	9/12/19	\$ 171.71	\$193.37	175,000	-50%	43,702
0	8/23/19	Wilson Dennis J	O	Lululemon Athletica	LULU	S	\$29,159,464	9/9/19	\$ 199.92	\$183.97	-	All	23,967
0	8/9/19	Calkins Matthew W	BO_CEO	Appian	APPN	S	\$20,887,500	9/9/19	\$ 55.70	\$60.24	-	All	3,909
0	8/7/19	Koch C James	BO_CB	Boston Beer	SAM	AS	\$13,679,739	9/12/19	\$ 390.85	\$437.44	633,388	-5%	5,294
0	9/10/19	Brooks Richard Miles	BO_CEO	Zumiez	ZUMZ	AS	\$10,703,441	9/10/19	\$ 31.48	\$24.88	2,733,024	-11%	640
0	9/13/19	Lauren Family	BO	Ralph Lauren	RL	AS	\$10,686,195	9/12/19	\$ 99.74	\$87.90	428,576	-20%	6,788
0	7/29/19	Sandberg Sheryl	COO_DIR	Facebook	FB	AS	\$10,316,967	9/9/19	\$ 187.58	\$182.04	1,362,683	-4%	519,351
0	6/12/19	Volpi Michelangelo	DIR	Elastic NV	ESTC	S	\$8,875,394	9/11/19	\$ 88.48	\$83.25	3,176,110	-3%	6,273
0	8/14/19	Steinert Langley	BO_CB	CarGurus	CARG	AS	\$8,357,010	9/11/19	\$ 33.72	\$32.15	7,670,206	-3%	3,587
0	7/31/19	Shmunis Vladimir	BO_CB	RingCentral	RNG	AS	\$8,216,347	9/10/19	\$ 131.46	\$142.31	228,333	-21%	11,807
0	8/22/19	Grimes Scott D	CEO_DIR	Cardlytics	CDLX	JS*	\$8,075,000	9/13/19	\$ 32.30	\$32.41	538,552	-32%	740
0	9/9/19	Mansueto Joseph D	BO_CB	Morningstar	MORN	AS	\$7,970,896	9/12/19	\$ 159.25	\$155.56	64,436,682	0%	6,652
0	9/13/19	Pratt Brian	BO_DIR	Primoris Svs	PRIM	S	\$7,639,492	9/13/19	\$ 20.52	\$19.55	2,223,043	-14%	997
0	8/8/19	Abramson Steven V	CEO_DIR	Universal Display	OLED	AS	\$6,922,884	9/5/19	\$ 222.02	\$211.63	146,493	-18%	9,969
0	7/31/19	Hilton Steven J	CEO_DIR	Meritage Homes	MTH	S	\$6,767,813	9/12/19	\$ 67.68	\$65.13	577,319	-15%	2,493
0	9/13/19	Lineage Cell Therap	BO	OncoCyte	OCX	JS*	\$6,640,000	9/11/19	\$ 1.66	\$1.91	8,424,244	-32%	99
0	8/8/19	Hess John B	BO_CEO	Hess	HES	AS	\$6,487,528	9/11/19	\$ 65.01	\$63.95	10,759,002	-1%	19,472
0	8/22/19	Laube Lynne Marie	COO_DIR	Cardlytics	CDLX	JS*	\$6,460,000	9/13/19	\$ 32.30	\$32.41	315,222	-39%	740
0	6/21/19	Kellogg W K Fdn Tr	BO	Kellogg	K	AS	\$6,308,790	9/10/19	\$ 63.09	\$63.87	63,431,840	0%	21,756
0	9/12/19	Zhang Jack Y	BO_CEO	Amphastar Pharm	AMPH	JS*	\$6,246,000	9/11/19	\$ 20.82	\$22.56	7,027,679	-4%	1,065
0	8/21/19	Freda Fabrizio	CEO_DIR	Estee Lauder	EL	AS	\$5,951,351	9/6/19	\$ 206.51	\$202.56	68,174	-30%	73,301
0	9/11/19	Williams Thomas L	CB_CEO	Parker-Hannifin	PH	S	\$5,801,454	9/10/19	\$ 180.68	\$164.45	130,176	-20%	21,097
0	7/23/19	Luddy Frederic B	DIR	ServiceNow	NOW	AS	\$5,605,544	9/9/19	\$ 254.80	\$264.64	169,015	-12%	49,620
0	7/18/19	Garrison Earl Wayne	DIR	JB Hunt Transport	JBHT	S	\$5,564,622	9/6/19	\$ 111.29	\$101.79	1,600,000	-3%	10,868
0	8/22/19	Morton David H Jr	CFO	Anaplan	PLAN	S	\$5,558,171	9/12/19	\$ 48.30	\$58.38	130,855	-47%	7,541
0	9/11/19	Perry Michael S	DIR	Arrowhead Pharm	ARWR	S	\$5,440,000	9/11/19	\$ 29.41	\$32.12	36,000	-84%	3,061
0	7/30/19	Hogan Kathleen T	HR_VP	Microsoft	MSFT	S	\$5,409,972	9/10/19	\$ 135.25	\$137.78	198,042	-17%	\$1.05bn
0	9/11/19	Lampert Edward S	BO	AutoNation	AN	S	\$5,374,489	9/12/19	\$ 52.02	\$47.54	12,584,395	-1%	4,235
0	8/19/19	Race Charles	O	Okta	OKTA	AS	\$5,366,951	9/10/19	\$ 107.34	\$133.87	9,753	-84%	15,280
0	7/11/19	Ceran Jennifer	CFO_TR	Smartsheet	SMAR	AS	\$5,249,900	9/11/19	\$ 38.89	\$51.76	2,393	-98%	5,973
0	8/28/19	Citron Jeffrey A	DIR	Vonage	VG	AS	\$5,019,833	9/11/19	\$ 12.55	\$13.37	450,000	-47%	3,237
0	9/9/19	Lampropoulos Fred P	CEO_DIR	Merit Medical Sys	MMSI	S	\$4,967,090	9/6/19	\$ 30.70	\$34.64	931,260	-15%	1,911
0	8/9/19	Biddle Albert G W III	DIR	Appian	APPN	S	\$4,957,300	9/9/19	\$ 55.70	\$60.24	24,479	-78%	3,909
0	9/13/19	Bristow Peter M	BO_PR	First Citizens Banc	FCNCA	S	\$4,720,023	9/12/19	\$ 472.00	\$449.04	341,858	-3%	4,929
0	9/13/19	Bristow Claire H	BO	First Citizens Banc	FCNCA	S	\$4,720,023	9/12/19	\$ 472.00	\$449.04	341,858	-3%	4,929
0	9/9/19	Sciammas Maurice	SO_VP	Monolithic Power	MPWR	AS	\$4,539,133	9/6/19	\$ 155.83	\$155.37	359,685	-7%	6,719
0	7/24/19	Nelson Marilyn C	DIR	Inspire Medical Sys	INSP	AS	\$4,002,580	9/9/19	\$ 66.71	\$65.51	300,517	-17%	1,566
0	8/27/19	Sammon John W Jr	BO_DIR	PAR Tech	PAR	AS	\$3,941,508	9/12/19	\$ 23.85	\$21.95	29,030,389	-1%	359
0	8/22/19	Johnson Mark A	DIR	Cardlytics	CDLX	JS*	\$3,230,000	9/13/19	\$ 32.30	\$32.41	191,353	-34%	740

See last page for the Key to Ratings, Titles & Transaction Type codes.

Continued on Next Page

LARGEST FORM 3 FILINGS

Includes Transaction Type 3. Top 50 by Subsequent Holdings, filed at the SEC in the past week.

Note: If Insider Rating Date > 3 Months Old, Recent Form 3 Activity is Considered Insignificant.

Generated with Special Screens tool at InsiderInsights.com using Pre-Programmed Screen: "Largest Form 3 Filings (Week) + All Ratings"

Insider Rating*	Rating Date	Insider Name	Title	Company	Ticker	Trans Type(s)*	Latest Trans Date	Recent Price	Subsequent Holdings	Mkt Cap (mm)	10-Day Ave Vol (m)
○○○	-0 9/10/19	Bvf Partners L P II	BO	Pieris Pharm	PIRS	3	9/6/19	\$4.54	4,982,268	224	450
○○○	+0 5/24/18	Mundipharma	BO	Cidara Therap	CDTX	3	9/3/19	\$1.41	4,781,408	38	50
○○○	-0 6/24/19	Foschi Marianella	FO,VP	Extraction Oil & Gas	XOG	3	9/4/19	\$4.21	114,481	580	3,010
○○○	-0 8/7/18	Keller Bruno	PR	Kraft Heinz Co	KHC	3	9/1/19	\$25.62	73,517	31,256	11,220
---	NR NR	Bracke Peter	CFO	Garrett Motion	GTX	3	9/6/19	\$11.11	52,134	829	470
○○○	-0 6/3/19	Bacher Chad	O	Carbonite	CARB	3	9/4/19	\$13.40	48,451	465	820
○○○	-0 6/3/19	Lonas Hal C Jr	CTO	Carbonite	CARB	3	9/11/19	\$13.40	48,451	465	820
●○○	+1 9/3/19	Zeterberg Bridgett C	GC,HR,SEC	Tuesday Morning	TUES	3	9/10/19	\$1.47	41,377	69	240
○○○	+0 3/27/19	Benson Todd Willard	PR	Helmerich & Payne	HP	3	9/4/19	\$39.04	24,728	4,272	1,520
○○○	-0 2/22/19	Miln James	CFO	Yelp	YELP	3	9/2/19	\$32.89	23,838	2,336	2,220
○○○	+0 8/19/19	Lehner John	VP	State Street	STT	3	9/3/19	\$51.14	21,184	19,054	2,990
○○○	-0 6/24/19	Saeger Timothy	VP	iRobot	IRBT	3	9/6/19	\$65.47	19,673	1,841	870
○○○	-0 8/23/19	Mcp hail Richard V	CFO,VP	Home Depot	HD	3	9/1/19	\$221.02	18,262	243,185	5,310
○○○	+0 8/12/19	Davis Mark Burton	CAO,VP	Tile Shop	TTS	3	9/6/19	\$2.76	17,850	141	500
●○○	+0.5 8/22/19	Seaton David Thomas	DIR	Mosaic Co	MOS	3	9/9/19	\$19.07	16,570	7,359	4,610
○○○	+0 9/4/19	Fairclough Brett	COO	Virtu Finl	VIRT	3	9/13/19	\$18.17	16,456	3,463	1,130
○○○	+0 8/19/19	Banerjee Aunoy	VP	State Street	STT	3	9/3/19	\$51.14	13,288	19,054	2,990
●○○	-0.5 6/24/19	Nyrop Michele	HR,VP	Gap	GPS	3	9/9/19	\$17.75	12,235	6,709	9,820
○○○	-0 6/27/19	Pintozzi John C	CAO,CT	Allstate	ALL	3	9/3/19	\$104.50	10,756	34,401	1,450
○○○	+0 8/15/19	Koharik Edward Joseph III	COO	Air Transport Svs	ATSG	3	9/6/19	\$20.49	7,500	1,216	310
○○○	-0 9/10/19	Bohnert Denise M	CCO	Amedisys	AMED	3	9/1/19	\$133.01	6,479	4,280	190
○○○	0 5/29/19	Spark Frances	DIR	AGNC Inv	AGNC	3	9/11/19	\$15.90	5,000	8,710	5,380
○○○	+0 8/12/19	Trimberger Lisa G	DIR	Luxfer PLC	LXFR	3	9/1/19	\$16.14	5,000	422	180
○○○	-0 2/27/19	Vig Ritu	LO	SP Plus	SP	3	9/1/19	\$34.72	4,783	797	70
○○○	0 5/14/19	Turner K Rick	DIR	UGI	UGI	3	9/5/19	\$48.85	4,144	10,208	2,840
○○○	-0 7/12/19	Phelan Cathal G	DIR	IMPINJ	PI	3	9/3/19	\$37.75	2,000	822	230
○○○	-0 5/2/19	Tsao Jeff	VP	Rogers	ROG	3	9/5/19	\$135.65	1,807	2,518	140
○○○	-0 2/12/19	Damon Carys	GC	Inspired Ent	INSE	3	9/1/19	\$6.82	1,749	156	20
○○○	+0 8/28/19	Haley Pamela	CFO	Arcadia Biosciences	RKDA	3	9/1/19	\$6.57	1,238	41	14,740
○○○	-0 3/27/19	Stephens Willis H Jr	DIR	Urstadt Biddle Prop	UBA	3	9/4/19	\$21.15	1,200	799	90
---	NR NR	Gilbert Martin James	DIR	Aberdeen Japan Equity Fd	JEQ	3	9/4/19	\$6.99	1,000	94	20
○○○	0 5/14/19	Marrazzo William J	DIR	UGI	UGI	3	9/5/19	\$48.85	637	10,208	2,840
○○○	-0 8/21/17	Hsu Alex	COO	Super Micro Computer	SMCI	3	9/6/19	\$20.00	606	998	120
○○○	-0 7/2/19	Sanfilippo Jennifer A	CEO,DIR	Melinta Therap	MLNT	3	9/5/19	\$2.52	600	35	470
○○○	-0 8/21/19	Irvin Vernon	VP	Everbridge	EVBG	3	9/4/19	\$85.19	365	2,859	390

See last page for the Key to Ratings, Titles & Transaction Type codes.

SAVING YOU TIME. IMPROVING YOUR RESEARCH.

Academic studies and the experience of professionals back the common sense conclusion that the Form 4 data filed daily at the SEC is a profitable data stream to mine for investment intelligence. But most analysts and investors use commodity insider feeds that are full of noise and time-consuming to analyze, or expensive ratings services that employ last century's simplistic insider scoring methodology.

InsiderInsights combines statistical returns with behavioral analysis to effectively quantify this valuable qualitative information feed. Decades of experience analyzing insider filings is programmed into our systems for harvesting, tagging, and analyzing the insider trading forms as soon as they arrive at the SEC each day, so clients can efficiently use insider data as a primary, secondary or tertiary research input.

InsiderInsights compiles Daily & Weekly reports that list US equities with recent insider activity, along with our proprietary, independently validated Company Ratings clearly indicating the *Significance Level* of insiders' sentiment on their stock. Our **Monthly Special Screens** further combine our Ratings with various fundamental and price action criteria, to highlight the best value, growth, momentum, and short ideas coming from the executive suite.

For information about our Company Ratings, Online Screening Tools, Portfolio Alerts, bulk seat-based subscriptions, and API Products, Call (212) 784-6860 or email Jonathan@InsiderInsights.com.

















KEY FOR TITLE CODES:

A=Assistant, AI=Affiliated Investor, AO=Accounting Officer, BD=Business Development, BO=Beneficial Owner, CAO=Chief Accounting Officer, CB=Chairman, CCO=Chief Compliance Officer, CEO=Chief Executive Officer, CFO=Chief Financial Officer, CIO=Chief Information Officer, CO=Compliance Officer, COO=Chief Operating Officer, CT=Controller, CTO=Chief Technology Officer, DIR=Director, F=Founder, FO=Financial Officer, GC=General Counsel, HR=Human Resources, IO=Information Officer, IR=Investor Relations, LO=Legal Officer, MD=Managing Director, O=Officer, OO=Operating Officer, PR=President, PT=Partner, REL=Relative of insider, SEC=Secretary, SH=Shareholder, SO=Sales Officer, TO=Technology Officer, TR=Treasurer, TT=Trustee, VCB=Vice Chairman, VP=Vice President, X=Ex Officer or other title displayed.

KEY FOR TRANSACTION TYPE CODES:

- B = Open-Market Insider Buy.
- S = Open-Market Insider Sale.
- AB = Automatic Buy through the insider's 10b5-1 program.
- AS = Automatic Sale through the insider's 10b5-1 program
- JB* = Supposed Open-Market Acquisition done outside the price range or trading volume on the day.
- JS* = Supposed Open-Market Disposition done outside the price range or trading volume on the day.
- OB = Option Exercise that was not sold at all.
- OE* = Option Exercise that was only partially sold.
- OS* = Partial Sale of Exercised Options.
- OE = Option Exercise that was completely sold.
- OS = Complete Sale of Exercised Options.
- JB = Non Open-Market Acquisition (Transaction Price is often unrelated to market price on the day).
- JS = Non Open-Market Disposition (Transaction Price often unrelated to market price on the day).
- 3 = Form 3 filing indicating new insider. New insiders must file a Form 3 whether or not they have any holdings in the company.

KEY FOR INSIDERINSIGHTS COMPANY RATINGS:

	+3 SIGNIFICANTLY BULLISH	Interpreting our color-coded Ratings icons is straightforward: Green is Bullish; Red is Bearish.
	+2 SIGNIFICANTLY BULLISH	<p>Some Significantly Bullish and Bearish Ratings are clearly stronger than others. Reasons for a Significant Rating garnering 2 or 3 colored icons instead of just one include: clusters of insiders acting similarly; insiders having very predictive track records (as per our Insider Statistics); large \$ value transactions, and trades resulting in large changes in holdings; transactions that represent reversals of opinion, and; many other proprietary metrics and behavioral factors.</p> <p>Despite computing and relaying different strengths of Significant insider signals, however, we do not purport that a +3 or -3 Significance Rating is three times more likely to be correct, or is more likely to result in a larger stock move.</p> <ul style="list-style-type: none"> ◆ Our back tests and experience indicate that the major alpha generation comes from the fact that a stock's insider activity has surpassed our calculated threshold of Significance. The strength of Significance is less important. ◆ It is further valid to consider stocks with Ratings that are merely Leaning Bullish or Bearish in your long and short analysis, as these Ratings have also proved to generate alpha, though less than Significant Ratings. ◆ Ratings should also be interpreted in concert with a stock's price action. It is normal behavior for insiders to buy when their stock has fallen in price, and sell when it rises sharply. So even an Insignificantly Bullish Rating on a stock that has doubled, or Insignificantly Bearish Rating on a stock that has halved in price imparts intelligence. ◆ Our Ratings are considered "active" for 3 months, or until replaced by another Rating.
	+1 SIGNIFICANTLY BULLISH	
	+0.5 LEANING BULLISH	
	+0 INSIGNIFICANTLY BULLISH	
	0 CONFLICTING PURCHASES & SALES	
	-0 INSIGNIFICANTLY BEARISH	
	-0.5 LEANING BEARISH	
	-1 SIGNIFICANTLY BEARISH	
	-2 SIGNIFICANTLY BEARISH	
	-3 SIGNIFICANTLY BEARISH	
<hr/>		
	+200 Purchases During Corporate Action.	May occasionally relay arbitrage intelligence.
	+100 Purchases Related to IPO.	Value of investment intelligence is uncertain when stock is unseasoned.
	-100 Sales Related to IPO.	Value of investment intelligence is uncertain when stock is unseasoned.
	-200 Sales During Corporate Action.	May occasionally relay arbitrage intelligence.
	NR Not Yet Rated.	There has not been a combination of insider activity and other factors to warrant a Rating.

DISCLAIMER:

At the time of publication, employees and clients of Ex Officio LLC (DBA InsiderInsights.com), or Insider Asset Management LLC may hold a position in a security that is listed in *InsiderInsights Daily Insider Ratings Report* (the "Product"). A LISTING IN THE PRODUCT DOES NOT CONSTITUTE A SOLICITATION OR RECOMMENDATION TO BUY OR SELL THE SECURITIES OF THE PUBLICLY TRADED COMPANY. Ex Officio LLC, Insider Asset Management LLC, and its employees are not registered as a securities broker-dealer or an investment adviser with the U.S. Securities and Exchange Commission. Insider Asset Management LLC is registered with the state securities regulatory authority in the State of New York. The Product contains opinions and is provided for informational purposes only. You should not rely solely upon the Product for purposes of transacting securities or other investments, and you are encouraged to conduct your own research and due diligence, and to seek the advice of a qualified securities professional, before you make any investment. None of the information contained herein constitutes, or is intended to constitute a recommendation of any particular security or trading strategy or a determination that any security or trading strategy is suitable for any specific person. To the extent any of the information contained herein may be deemed to be investment advice, such information is impersonal and not tailored to the investment needs of any specific person.