

InsiderInsights Ratings of Companies with Open-Market Form 4 Purchases & Sales Filed at the SEC on the date above.

Sorted by: Insider Rating, then Total Transaction Value.

See last page for the Key to Ratings, Titles & Transaction Type codes.

Generated with Special Screens tool at www.insiderinsights.com, New York, NY (212) 784-6860.

Ratings of Latest Insider Purchases

Insider Rating*	Rating Date	Company	Ticker	Trans Type(s)*	Total Purch Value	Shares Bought	# Insiders - Title(s)*	Latest Trans Date	Ave. Purch Price	Recent Price	Mkt Cap (mm)	10-Day Ave Vol (m)
●○○	+1 5/17/16	Hertz Global	HTZ	B	\$9,741,131	983,929	1 BO	6/3/16	\$9.90	\$10.05	4,265	10,480
●○○	+1 6/6/16	Weingarten Rlty Inv	WRI	OB	\$2,015,718	87,870	2 CEO,COO,DIR,PR,VP	6/3/16	\$22.94	\$38.40	4,819	600
●○○	+1 6/6/16	Kingsway Finl Svs	KFS	B	\$961,566	193,474	1 BO,DIR	6/1/16	\$4.97	\$5.07	108	30
●○○	+1 6/6/16	Flowers Foods	FLO	OE*,OB	\$734,915	66,149	2 PR	6/2/16	\$11.11	\$18.70	3,868	2,540
●○○	+1 6/6/16	Opko Health	OPK	B	\$187,362	18,600	1 BO,CB,CEO,DIR	6/3/16	\$10.07	\$10.01	5,480	2,660
●○○	+1 6/6/16	Digirad	DRAD	AB	\$129,845	25,943	1 DIR	6/6/16	\$5.01	\$5.00	98	80
●○○	+1 6/2/16	Bristow	BRS	B	\$127,926	10,000	1 DIR	6/2/16	\$12.79	\$13.52	473	1,730
●○○	+1 5/25/16	Mylan NV	MYL	AB	\$75,067	1,670	1 DIR	6/3/16	\$44.95	\$44.52	22,633	3,780
●○○	+1 6/2/16	Old Line Banc	OLBK	B	\$49,830	2,870	1 DIR	6/3/16	\$17.36	\$17.83	193	20
●○○	+1 6/6/16	Northrim Banc	NRIM	B	\$20,940	800	1 DIR	6/3/16	\$26.18	\$26.16	180	20
●○○	+0.5 5/18/16	Crestwood Equity LP	CEQP	B	\$4,529,646	200,008	1 BO,DIR	6/3/16	\$22.65	\$22.59	1,560	800
●○○	+0.5 6/6/16	Emcor	EME	OE*	\$1,010,000	40,000	1 DIR	6/3/16	\$25.25	\$47.60	2,889	220
●○○	+0.5 6/6/16	Arlington Asset Inv	AI	B	\$251,516	18,516	1 CB,DIR	6/6/16	\$13.58	\$13.52	311	270
●○○	+0.5 6/6/16	Superior Uniform	SGC	OE*	\$199,985	30,416	2 CEO,CFO,COO,DIR	6/3/16	\$6.57	\$19.11	274	20
●○○	+0.5 6/6/16	INTL Fcstone	INTL	OB	\$187,705	10,070	1 DIR	6/2/16	\$18.64	\$27.29	507	80
●○○	+0.5 5/31/16	Cincinnati Finl	CINF	OE*	\$25,237	483	1 AO	6/2/16	\$52.25	\$69.49	11,421	560
○○○	+0 6/6/16	CONMED	CNMD	OE*	\$566,100	20,000	1 CFO,FO,VP	6/3/16	\$28.31	\$41.83	1,161	230
○○○	+0 6/6/16	Interval Leisure	IILG	B	\$440,400	30,000	1 DIR	6/3/16	\$14.68	\$14.76	1,935	3,510
○○○	+0 6/6/16	Boyd Gaming	BYD	B	\$146,400	7,500	1 DIR	6/2/16	\$19.52	\$19.48	2,183	1,380
○○○	+0 5/26/16	OCI LP	OCIP	B	\$128,583	17,786	1 DIR	6/3/16	\$7.23	\$7.20	626	20
○○○	+0 6/6/16	Amicus Therap	FOLD	B	\$115,050	15,000	1 GC,SEC	6/2/16	\$7.67	\$7.17	911	2,450
○○○	+0 5/16/16	CPI Card	PMTS	B	\$109,000	25,000	1 CEO,DIR,PR	6/2/16	\$4.36	\$4.23	239	250
○○○	+0 6/6/16	Arotech	ARTX	B	\$105,047	39,179	1 CB,DIR	6/3/16	\$2.68	\$2.72	72	130
○○○	+0 5/25/16	GTT Comms	GTT	B	\$89,936	5,000	1 DIR	6/1/16	\$17.99	\$18.22	677	170
○○○	+0 6/6/16	Celldex Therap	CLDX	OB	\$68,812	22,847	1 CFO,VP	6/3/16	\$3.01	\$4.56	450	3,220
○○○	+0 6/6/16	Mesa LABS	MLAB	OB	\$54,191	859	1 DIR	6/2/16	\$63.09	\$114.45	415	30
○○○	+0 6/6/16	Vical	VICL	B	\$31,089	7,078	1 DIR	6/3/16	\$4.39	\$4.39	40	80
○○○	+0 5/19/16	Tiptree Finl	TIPT	AB	\$24,771	4,500	1 BO,CB,DIR	6/3/16	\$5.50	\$5.50	192	40
○○○	0 6/6/16	Akorn	AKRX	OB,OE*	\$1,153,750	250,000	3 DIR,GC,SEC,VP	6/3/16	\$4.62	\$31.00	3,702	1,930
○○○	0 6/6/16	Lexington Rlty Tr	LXP	OE*	\$1,021,229	134,932	1 CFO,TR,VP	6/2/16	\$7.57	\$9.66	2,270	920
○○○	0 6/6/16	Mueller Ind	MLI	OE*	\$876,500	50,000	1 GC,SEC,VP	6/1/16	\$17.53	\$31.48	1,798	140
○○○	0 5/18/16	World Pnt Terminals	WPT	B	\$683,850	45,431	1 BO,DIR	6/2/16	\$15.05	\$15.08	526	30
○○○	0 5/20/16	Woodward	WWD	OE*	\$198,625	7,000	1 GC,SEC,VP	6/2/16	\$28.38	\$57.72	3,527	250
○○○	0 6/6/16	Allergan plc	AGN	B	\$159,678	661	1 CFO	6/2/16	\$241.57	\$246.96	97,687	3,820
○○○	0 6/6/16	Customers Banc	CUBI	OB	\$130,147	13,628	1 DIR	6/6/16	\$9.55	\$26.62	720	170
○○○	0 5/25/16	Leggett & Platt	LEG	OE*	\$78,400	5,000	1 VP	6/3/16	\$15.68	\$50.26	6,751	680
○○○	0 6/6/16	Seattle Genetics	SGEN	OB	\$51,450	5,000	1 SO,VP	6/2/16	\$10.29	\$43.20	6,055	900
○○○	0 3/16/16	Hawaiian	HA	OB	\$49,877	3,334	1 DIR	6/2/16	\$14.96	\$39.55	2,120	690

* See last page for the Key to Ratings, Titles & Transaction Type codes.

InsiderInsights Ratings of Latest Insider Sales

Insider Rating*	Rating Date	Company	Ticker	Trans Type(s)*	Total Sale Value	Shares Sold	# Insiders - Title(s)*	Latest Trans Date	Ave. Sale Price	Recent Price	Mkt Cap (mm)	10-Day Ave Vol (m)	
●●○	-2	5/11/16	Shake Shack	SHAK	S	\$3,696,405	100,000	1 DIR	6/6/16	\$36.96	\$36.56	1,327	980
●○○	-1	6/6/16	Conns	CONN	S	\$13,574,603	1,564,264	1 BO	6/6/16	\$8.68	\$8.51	261	1,450
●○○	-1	4/26/16	Bellicum Pharm	BLCM	OS	\$520,000	40,000	2 COO,GC,VP	6/2/16	\$13.00	\$13.02	351	320
●○○	-1	5/17/16	Qorvo	QRVO	AS	\$256,662	4,753	1 CEO,DIR,PR	6/3/16	\$54.00	\$53.67	6,845	1,420
●○○	-0.5	4/4/16	Palo Alto Networks	PANW	OS	\$8,502,935	61,423	1 CEO,DIR,PR	6/2/16	\$138.43	\$139.64	12,512	3,170
●○○	-0.5	5/27/16	Seres Therap	MCRB	AS,OS	\$2,655,916	82,049	2 CEO,DIR,PR,VP	6/2/16	\$32.37	\$29.92	1,182	290
●○○	-0.5	6/6/16	Plexus	PLXS	OS	\$1,613,405	36,399	3 CB,CEO,DIR,PR,VP	6/6/16	\$44.33	\$43.94	1,465	150
●○○	-0.5	6/6/16	Gentherm	THRM	OS	\$604,219	16,011	1 VP	6/2/16	\$37.74	\$37.34	1,360	250
●○○	-0.5	6/2/16	Rewalk Robotics	RWLK	S	\$451,292	57,180	4 BO,DIR	6/3/16	\$7.89	\$7.94	98	90
●○○	-0.5	6/6/16	Choice Hotels Intl	CHH	S	\$350,140	7,625	1 VP	6/3/16	\$45.92	\$46.24	2,612	240
●○○	-0.5	5/18/16	Ciena	CIEN	AS	\$289,640	14,500	4 CFO,DIR,FO,GC,VP	6/2/16	\$19.98	\$21.03	2,893	4,540
●○○	-0.5	5/26/16	Triangle Petrol	TPLM	S	\$157,474	792,948	1 BO,DIR	6/3/16	\$0.20	\$0.19	15	3,480
●○○	-0.5	6/6/16	LMI Aerospace	LMIA	S	\$75,611	9,000	1 DIR	6/2/16	\$8.40	\$8.42	114	10
○○○	-0	6/6/16	Workday	WDAY	AS,S,OS	\$49,763,374	642,164	5 BO,CB,CEO,DIR,VCB	6/2/16	\$77.49	\$80.14	15,788	2,540
○○○	-0	6/1/16	CA	CA	OS	\$4,072,395	125,513	1 SO,VP	6/3/16	\$32.45	\$32.58	13,579	3,170
○○○	-0	5/4/16	Liberty Interactive	QVCA	OS	\$4,053,600	150,000	1 DIR	6/2/16	\$27.02	\$26.58	18,208	2,150
○○○	-0	6/6/16	Cabot	CBT	OS	\$2,777,880	60,000	1 DIR	6/3/16	\$46.30	\$46.33	2,891	350
○○○	-0	6/6/16	Deluxe	DLX	OS	\$2,012,521	30,200	2 VP	6/3/16	\$66.64	\$66.31	3,244	230
○○○	-0	6/6/16	FLIR Sys	FLIR	S	\$1,786,479	57,628	2 DIR	6/3/16	\$31.00	\$31.10	4,280	550
○○○	-0	6/6/16	RPC	RES	S	\$1,579,480	100,000	1 CEO,DIR,PR	6/6/16	\$15.79	\$14.73	3,205	1,140
○○○	-0	6/1/16	Watts Water Tech	WTS	S	\$1,437,500	25,000	1 BO	6/6/16	\$57.50	\$57.44	1,967	80
○○○	-0	5/11/16	WEC Energy	WEC	OS	\$1,353,750	22,000	1 DIR	6/3/16	\$61.53	\$61.52	19,419	2,030
○○○	-0	5/11/16	KAR Auction Svs	KAR	OS	\$1,306,563	32,000	1 CEO,PR	6/3/16	\$40.83	\$40.96	5,626	840
○○○	-0	5/23/16	CytomX Therap	CTMX	S	\$1,288,095	119,242	2 BO,DIR	6/3/16	\$10.80	\$10.85	392	110
○○○	-0	6/1/16	NetGear	NTGR	AS,OS	\$1,204,382	26,310	6 DIR,LO,OO,VP	6/6/16	\$45.78	\$45.51	1,482	260
○○○	-0	6/1/16	Western Gas Equity LP	WGP	AS	\$1,184,457	27,970	1 CEO,DIR,PR	6/3/16	\$42.35	\$43.04	9,422	170
○○○	-0	4/5/16	IMAX	IMAX	OS	\$1,044,450	31,175	1 VP	6/2/16	\$33.50	\$32.82	2,241	560
○○○	-0	5/4/16	Blackbaud	BLKB	OS	\$1,026,688	16,042	1 VP	6/2/16	\$64.00	\$63.25	3,004	190
○○○	-0	5/10/16	Church & Dwight Co	CHD	OS	\$987,409	10,000	1 PR,VP	6/3/16	\$98.74	\$98.88	12,689	870
○○○	-0	5/25/16	Applied Materials	AMAT	S	\$974,800	40,000	1 VP	6/3/16	\$24.37	\$24.39	26,564	20,640
○○○	-0	6/6/16	Vantiv	VNTV	AS,OS	\$887,433	16,459	1 LO	6/2/16	\$53.92	\$53.36	10,212	1,330
○○○	-0	5/13/16	Omniceil	OMCL	AS	\$857,307	25,979	1 VP	6/6/16	\$33.00	\$32.55	1,169	120
○○○	-0	5/11/16	Saul Centers	BFS	OS	\$824,798	14,271	4 CFO,VP	6/3/16	\$57.80	\$57.71	1,224	30
○○○	-0	6/6/16	Carrizo Oil & Gas	CRZO	OS,AS,S	\$650,372	16,966	4 BD,CEO,DIR,GC,PR,VP	6/6/16	\$38.33	\$37.86	2,225	1,120
○○○	-0	6/6/16	Hewlett Packard	HPE	OS	\$640,835	34,711	1 VP	6/6/16	\$18.46	\$18.35	31,499	17,890
○○○	-0	6/2/16	Glaukos	GKOS	AS	\$618,383	24,578	1 CEO,DIR	6/6/16	\$25.16	\$24.81	807	260
○○○	-0	5/17/16	Electronic Arts	EA	AS	\$607,486	8,000	1 VP	6/3/16	\$75.94	\$76.36	23,031	2,890
○○○	-0	6/6/16	Smart & Final Stores	SFS	OS	\$596,527	36,647	1 CEO,DIR,PR	6/2/16	\$16.28	\$15.99	1,179	180
○○○	-0	6/6/16	Intl Paper Co	IP	S	\$555,160	13,000	1 VP	6/3/16	\$42.70	\$42.93	17,652	2,860
○○○	-0	6/6/16	Rexford Industrial Rty	REXR	S	\$468,956	23,380	1 CEO,DIR	6/3/16	\$20.06	\$20.09	1,326	280
○○○	-0	6/6/16	Ameren	AEE	S	\$454,677	9,300	1 CB,PR	6/2/16	\$48.89	\$50.00	12,132	2,360
○○○	-0	5/13/16	Convergys	CVG	S	\$422,075	15,000	1 DIR	6/3/16	\$28.14	\$28.24	2,725	360
○○○	-0	6/6/16	Universal	UVV	S	\$396,427	7,146	1 DIR	6/3/16	\$55.48	\$55.58	1,263	180
○○○	-0	5/26/16	MaxLinear	MXL	OS	\$366,955	18,000	1 DIR	6/3/16	\$20.39	\$20.55	1,296	1,100
○○○	-0	5/11/16	EnerSys	ENS	S	\$349,148	5,482	2 CT,PR,VP	6/3/16	\$63.69	\$64.55	2,793	340
○○○	-0	5/17/16	PennyMac Mort Inv Tr	PMT	AS	\$333,613	21,159	7 BD,COO,DIR,FO,O,PR	6/3/16	\$15.77	\$15.74	1,080	360
○○○	-0	6/6/16	Village Super Market	VLGEA	S,JS*	\$308,925	11,500	2 BO,DIR,VP	6/3/16	\$26.86	\$27.60	390	30
○○○	-0	4/4/16	Solaredge Tech	SEDG	OS	\$263,210	12,500	1 VP	6/2/16	\$21.06	\$21.03	857	690
○○○	-0	6/6/16	Terex	TEX	S	\$260,919	12,255	2 PR	6/3/16	\$21.29	\$20.73	2,264	3,890
○○○	-0	4/5/16	Biogen	BIIB	AS	\$244,180	842	1 CEO,DIR	6/3/16	\$290.00	\$290.23	63,575	1,480

* See last page for the Key to Ratings, Titles & Transaction Type codes.

Continued on Next Page

InsiderInsights Ratings of Latest Insider Sales

Insider Rating*	Rating Date	Company	Ticker	Trans Type(s)*	Total Sale Value	Shares Sold	# Insiders - Title(s)*	Latest Trans Date	Ave. Sale Price	Recent Price	Mkt Cap (mm)	10-Day Ave Vol (m)	
○○○	-0	6/6/16	Union Pacific	UNP	AS	\$213,650	2,500	1 SEC,VP	6/3/16	\$85.46	\$86.38	72,649	4,170
○○○	-0	5/12/16	Sanchez Energy	SN	AS	\$211,361	26,189	4 DIR	6/3/16	\$8.07	\$7.90	515	1,950
○○○	-0	6/6/16	Atlantic Tele-Network	ATNI	AS	\$173,493	2,400	1 CEO,DIR,PR	6/3/16	\$72.29	\$73.54	1,187	40
○○○	-0	5/12/16	Karyopharm Therap	KPTI	S	\$172,244	17,855	1 BO	6/2/16	\$9.65	\$9.25	333	200
○○○	-0	6/6/16	Artesian Res	ARTNA	OS	\$171,100	5,900	1 DIR	6/3/16	\$29.00	\$28.92	262	30
○○○	-0	6/6/16	Medivation	MDVN	S	\$155,763	2,578	1 GC,SEC,VP	6/6/16	\$60.42	\$60.80	10,009	2,610
○○○	-0	6/2/16	Franklin Electric Co	FELE	S	\$154,564	4,546	1 CFO,VP	6/3/16	\$34.00	\$34.00	1,570	130
○○○	-0	6/6/16	Avista	AVA	S	\$145,775	3,500	1 VP	6/6/16	\$41.65	\$41.69	2,635	270
○○○	-0	5/24/16	Keysight Tech	KEYS	OS	\$135,845	4,382	1 VP	6/2/16	\$31.00	\$31.42	5,383	930
○○○	-0	6/1/16	Southwest Gas	SWX	S	\$130,328	1,800	1 CEO,PR	6/6/16	\$72.40	\$71.72	3,405	190
○○○	-0	4/28/16	Kadant	KAI	S	\$125,002	2,500	1 DIR	6/2/16	\$50.00	\$49.87	541	50
○○○	-0	6/6/16	Huttig Building Prod	HBP	S	\$121,250	25,000	1 SO,VP	6/6/16	\$4.85	\$4.78	120	40
○○○	-0	6/6/16	Tile Shop	TTS	OS	\$110,904	6,000	1 VP	6/2/16	\$18.48	\$18.18	936	270
○○○	-0	3/24/16	II-VI	IIVI	S	\$102,500	5,000	1 DIR	6/6/16	\$20.50	\$20.32	1,254	200
○○○	-0	5/27/16	Endologix	ELGX	S	\$100,308	7,800	1 DIR	6/3/16	\$12.86	\$12.76	1,044	1,830
○○○	-0	5/4/16	DTE Energy Co	DTE	S	\$99,749	1,075	1 SEC	6/3/16	\$92.79	\$92.83	16,657	690
○○○	-0	5/31/16	Plantronics	PLT	S	\$90,203	2,000	1 DIR	6/3/16	\$45.10	\$45.31	1,506	200
○○○	-0	5/17/16	Core-Mark	CORE	S	\$90,045	1,035	1 DIR	6/3/16	\$87.00	\$86.40	1,999	120
○○○	-0	6/6/16	Exactech	EXAC	AS	\$84,897	3,381	1 VP	6/2/16	\$25.11	\$24.68	348	80
○○○	-0	6/6/16	Amer Cap Agency	AGNC	S	\$63,137	3,323	1 DIR	6/2/16	\$19.00	\$19.07	6,312	3,660
○○○	0	5/3/16	Cimpress NV	CMPR	AS	\$5,559,481	55,549	1 CB,CEO,PR	6/3/16	\$100.08	\$99.24	3,123	200
○○○	0	3/28/16	Michaels	MIK	AS,OS	\$3,222,630	107,421	2 CB,CEO,DIR,TO,VP	6/2/16	\$30.00	\$30.41	6,312	710
○○○	0	4/7/16	Criteo SA	CRTO	AS	\$2,531,704	56,281	1 CB,DIR	6/2/16	\$44.98	\$45.85	2,892	660
○○○	0	5/26/16	Thermo Fisher Sci	TMO	S,OS	\$2,466,561	16,137	2 DIR,VP	6/3/16	\$152.85	\$152.87	60,156	1,310
○○○	0	5/24/16	Universal Health Svs	UHS	S	\$2,185,449	16,105	1 VP	6/3/16	\$135.70	\$135.38	13,142	670
○○○	0	6/6/16	Akorn	AKRX	OS	\$1,546,500	50,000	1 DIR	6/2/16	\$30.93	\$31.00	3,702	1,930
○○○	0	5/26/16	Edwards Lifesciences	EW	OS	\$1,343,969	13,257	1 VP	6/3/16	\$101.38	\$101.53	21,500	1,920
○○○	0	5/25/16	Leggett & Platt	LEG	S	\$1,020,200	20,000	1 CFO,DIR,VP	6/3/16	\$51.01	\$50.26	6,751	680
○○○	0	6/6/16	Mosaic Co	MOS	OS	\$507,080	19,716	1 FO,VP	6/2/16	\$25.72	\$26.70	9,340	5,660
○○○	0	3/23/16	Liberty Global PLC	LBTYK	OS	\$409,854	10,976	1 DIR	6/3/16	\$37.34	\$38.92	38,183	4,340
○○○	0	6/2/16	Tyler Tech	TYL	S	\$386,250	2,500	1 CB,DIR	6/2/16	\$154.50	\$158.09	5,710	260
○○○	0	6/1/16	Monro Muffler Brake	MNRO	S	\$373,080	6,000	1 DIR	6/2/16	\$62.18	\$61.29	1,977	300
○○○	0	3/14/16	ResMed	RMD	OS	\$356,460	6,000	1 O	6/3/16	\$59.41	\$59.54	8,360	750
○○○	0	6/6/16	Hanesbrands	HBI	S	\$299,962	10,986	1 PR	6/3/16	\$27.30	\$27.37	10,333	3,250
○○○	0	3/17/16	Dollar General	DG	S	\$268,512	2,947	1 CAO,VP	6/3/16	\$91.11	\$91.80	26,051	3,460
○○○	0	6/6/16	Insys Therap	INSY	OS	\$260,320	16,000	1 DIR	6/6/16	\$16.27	\$15.77	1,128	780
○○○	0	5/10/16	Time Warner	TWX	S	\$227,370	3,000	1 VP	6/3/16	\$75.79	\$75.84	59,640	3,760
○○○	0	6/6/16	Greenlight Cap Re	GLRE	OS	\$220,225	14,000	1 DIR	6/2/16	\$15.73	\$15.77	736	130
○○○	0	5/12/16	Verisk Analytics	VRSK	OS	\$192,120	2,400	1 VP	6/6/16	\$80.05	\$79.78	13,416	660
○○○	0	5/12/16	Supreme Ind	STS	OS,S	\$171,766	12,900	2 CB,DIR	6/6/16	\$13.32	\$13.42	228	170
○○○	0	6/6/16	Seattle Genetics	SGEN	S	\$141,617	3,366	1 VP	6/2/16	\$42.07	\$43.20	6,055	900
○○○	0	3/24/16	Varian Medical Sys	VAR	S	\$128,969	1,545	1 DIR	6/3/16	\$83.48	\$83.36	7,937	690
○○○	0	5/23/16	CorMedix	CRMD	OS	\$126,008	46,106	1 DIR	6/3/16	\$2.73	\$2.72	99	290
○○○	0	3/17/16	New Relic	NEWR	AS	\$108,605	3,500	1 CFO	6/6/16	\$31.03	\$31.21	1,562	540
○○○	0	5/24/16	OReilly Automotive	ORLY	OS	\$97,360	367	1 DIR	5/27/16	\$265.29	\$259.53	25,033	760
○○○	0	5/20/16	Cummins	CMI	S	\$95,070	848	1 CAO,VP	5/25/16	\$112.11	\$113.64	19,360	1,510
○○○	0	4/28/16	Alaska Air	ALK	S	\$90,528	1,372	1 DIR	6/2/16	\$65.98	\$65.08	8,021	1,410
○○○	0	6/6/16	Lexington Rlty Tr	LXP	OS	\$71,043	7,400	1 CAO,VP	6/2/16	\$9.60	\$9.66	2,270	920
○○○	0	6/6/16	Green Plains	GPRE	S	\$70,023	3,701	1 OO,VP	6/3/16	\$18.92	\$18.96	729	620
●○○	+1	5/23/16	Phillips 66	PSX	OS	\$4,996,881	62,500	1 CB,CEO,DIR	6/3/16	\$79.95	\$80.13	42,115	3,130

* See last page for the Key to Ratings, Titles & Transaction Type codes.

SAVING YOU TIME. IMPROVING YOUR RESEARCH.

Academic studies and the experience of professionals back the common sense conclusion that the Form 4 data filed daily at the SEC is a profitable data stream to mine for investment intelligence. But most analysts and investors use commodity insider feeds that are full of noise and time-consuming to analyze, or expensive ratings services that employ last century's simplistic insider scoring methodology.

InsiderInsights combines statistical returns with behavioral analysis to effectively quantify this valuable qualitative information feed. Decades of experience analyzing insider filings is programmed into our systems for harvesting, tagging, and analyzing the insider trading forms as soon as they arrive at the SEC each day, so clients can efficiently use insider data as a primary, secondary or tertiary research input.

InsiderInsights compiles **Daily & Weekly** reports that list US equities with recent insider activity, along with our proprietary, independently validated **Company Ratings** clearly indicating the *Significance Level* of insiders' sentiment on their stock. Our **Monthly Special Screens** further combine our Ratings with various fundamental and price action criteria, to highlight the best value, growth, momentum, and short ideas coming from the executive suite.

For information about our Ratings, Real-Time Power Alerts, and API Products, call (212) 784-6860 or email Jonathan@InsiderInsights.com.
















KEY FOR "TITLE" CODES:

A=Assistant, AI=Affiliated Investor, AO=Accounting Officer, BD=Business Development, BO=Beneficial Owner, CAO=Chief Accounting Officer, CB=Chairman, CCO=Chief Compliance Officer, CEO=Chief Executive Officer, CFO=Chief Financial Officer, CIO=Chief Information Officer, CO=Compliance Officer, COO=Chief Operating Officer, CT=Controller, CTO=Chief Technology Officer, DIR=Director, F=Founder, FO=Financial Officer, GC=General Counsel, HR=Human Resources, IO=Information Officer, IR=Investor Relations, LO=Legal Officer, MD=Managing Director, O=Officer, OO=Operating Officer, PR=President, PT=Partner, REL=Relative of insider, SEC=Secretary, SH=Shareholder, SO=Sales Officer, TO=Technology Officer, TR=Treasurer, TT=Trustee, VCB=Vice Chairman, VP=Vice President, X=Ex Officer or other title displayed.

KEY FOR "TRANSACTION TYPE" CODES:

B = Open-Market Insider Buy.
 S = Open-Market Insider Sale.
 AB = Automatic Buy through the insider's 10b5-1 program.
 AS = Automatic Sale through the insider's 10b5-1 program
 JB* = Supposed Open-Market Acquisition done outside the price range or trading volume on the day.
 JS* = Supposed Open-Market Disposition done outside the price range or trading volume on the day.
 OB = Option Exercise that was not sold at all.
 OE* = Option Exercise that was only partially sold.
 OS* = Partial Sale of Exercised Options.
 OE = Option Exercise that was completely sold.
 OS = Complete Sale of Exercised Options.
 JB = Non Open-Market Acquisition (Transaction Price is often unrelated to market price on the day).
 JS = Non Open-Market Disposition (Transaction Price often unrelated to market price on the day).
 3 = Form 3 filing indicating new insider. New insiders must file a Form 3 whether or not they have any holdings in the company.

KEY FOR "INSIDERINSIGHTS COMPANY RATINGS":

- 3  EXTREMELY BULLISH -- Best candidate to research for a new long position, and comforting sign if you're already an investor.
- 2  VERY BULLISH -- Better candidate to research for a new long position, and comforting sign if you're already an investor.
- 1  BULLISH -- Good candidate to research for a new long position, and comforting sign if you're already an investor.
- 0.5  LEANING BULLISH -- Better long candidates exist, but still more attractive than companies with bearish insider profiles.
- +0  INSIGNIFICANTLY BULLISH -- Much better long candidates exist, but still more attractive than companies with bearish insider profiles.
- 0  CONFLICTING PURCHASES & SALES -- No investment intelligence gleaned from insider transactions.
- 0  INSIGNIFICANTLY BEARISH -- Much better candidates exist for new long and short positions. OK to stay long if stock is trading well.
- 0.5  LEANING BEARISH -- Better candidates exist for both new long and short positions. OK to stay long if stock is trading well.
- 1  BEARISH -- Good candidate to research for a new short position. Avoid being long such companies.
- 2  VERY BEARISH -- Better candidate to research for a new short position. Avoid being long such companies.
- 3  EXTREMELY BEARISH -- Best candidate to research for a new short position. Avoid being long such companies.
- 200  Purchases Related To Corporate Action. May occasionally relay arbitrage intelligence.
- 100  Purchases Related To IPO. Value of investment intelligence uncertain when stock is unseasoned.
- 100  Sales Related To IPO. Value of investment intelligence uncertain when stock is unseasoned.
- 200  Sales Related To Corporate Action. May occasionally relay arbitrage intelligence.
- NR NR Not Yet Rated. A company is usually Not Yet Rated because there has not been a combination of insider activity and other factors to warrant our analysis. If you feel we have missed something, feel free to request a rating by emailing support@insiderinsights.com.

DISCLAIMER:

At the time of publication, employees and clients of Ex Officio LLC (DBA InsiderInsights.com), or Insider Asset Management LLC may hold a position in a security that is listed in *InsiderInsights Daily Insider Rating Report* (the "Product"). A LISTING IN THE PRODUCT DOES NOT CONSTITUTE A SOLICITATION OR RECOMMENDATION TO BUY OR SELL THE SECURITIES OF THE PUBLICLY TRADED COMPANY. Ex Officio LLC, Insider Asset Management LLC, and its employees are not registered as a securities broker-dealer or an investment adviser with the U.S. Securities and Exchange Commission. Insider Asset Management LLC is registered with the state securities regulatory authority in the State of New York. The Product contains opinions and is provided for informational purposes only. You should not rely solely upon the Product for purposes of transacting securities or other investments, and you are encouraged to conduct your own research and due diligence, and to seek the advice of a qualified securities professional, before you make any investment. None of the information contained herein constitutes, or is intended to constitute a recommendation of any particular security or trading strategy or a determination that any security or trading strategy is suitable for any specific person. To the extent any of the information contained herein may be deemed to be investment advice, such information is impersonal and not tailored to the investment needs of any specific person.

InsiderInsights is published by Ex Officio LLC, New York, NY (212) 784-6860